

CUSTOMER SERVICE SERVICE BULLETIN

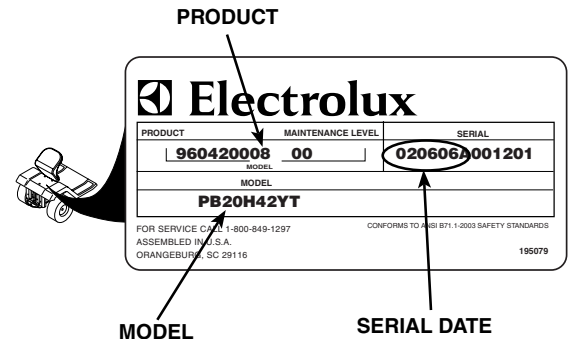
SAFETY RECALL

CUSTOMER: POULAN PRO, POULAN

CONDITION: Certain 2.5 gallon fuel tanks built during the defined time period below may have missing or partial barbs on the fuel outlet that assist in retaining the fuel line. Under certain conditions the fuel line may work its way off of the fuel outlet on the fuel tank. Replace fuel tank and fuel line assembly for all models produced during the serial date range.

MODELS AFFECTED: Not all of the units produced under these model numbers are affected by this recall. The suspect range of units were produced from 12/09/05 through 4/15/06.

BRAND	MODEL	SERIAL NO. DATE RANGE
Poulan Pro	PB19H42YT PRODUCT 960420020 00	120905-X00XXXX Through 041506-X00XXXX
	PB20H42YT PRODUCT 960420008 00	
	PK20H42YT PRODUCT 960420009 00	
	XT19H42YT PRODUCT 960420016 00	
Poulan	C20H42YT PRODUCT 960420026 00	



CORRECTION: Replace the fuel tank as follows:

1. Disconnect fuel line from fuel filter and drain fuel into appropriate fuel container.
2. Remove (2) 3/8" screws that secure tank to dash.
3. Remove old fuel tank and fuel line from tractor.
4. New fuel tank has new fuel line pre-assembled to the tank. (See fig. 1) Adjust the fuel line length by using the old fuel line to measure the correct fuel line length for the tractor. **NOTE:** *Make the new fuel line one inch longer than the old fuel line by cutting the loose end of the new fuel line one inch longer. This is required due to the new grommet style.*

(cont. on page 2)

Sheet 1 of 3

Outdoor Products Customer Service Department
Husqvarna Outdoor Products Inc.
1030 Stevens Creek Road
Augusta, GA 30907 USA



FIG. 1 (New Fuel Tank)




FIG. 2




FIG. 3

5. Reassemble tank to upper dash with (2) 3/8" screws previously removed.
6. Visually check fuel line to ensure clamps are properly seated and fuel line routing is free from obstructions. If clamps are improperly assembled, reassemble clamps as shown in fig. 2 & 3.
7. Replace fuel in tank.
8. After completing the repair, identify the complete model and serial number on the service order.
9. Dispose of the old fuel tank and fuel line in compliance with local regulations.

PARTS: Order kit number 404470 by following your normal parts ordering procedure. Call toll free 1-866-284-8872.

Kit 404470 Contains:

- (1) 2.5 gal. Fuel tank
- (1) Fuel Line (SAE J30R7 hose)
- (2) Hose Clamps

Should you have any questions regarding this recall, please call toll free 1-866-284-8872.



If unit has a green O.K. inspected sticker on the left hand side of tank, the unit has been completed.