


PART NO. 17105 — REV. 2

Printed in U.S.A.

Price .35

**HOMELITE®
JACOBSEN**

PARTS LIST



MODELS:

750 (UT-10453-A)

750E (UT-10536-A)

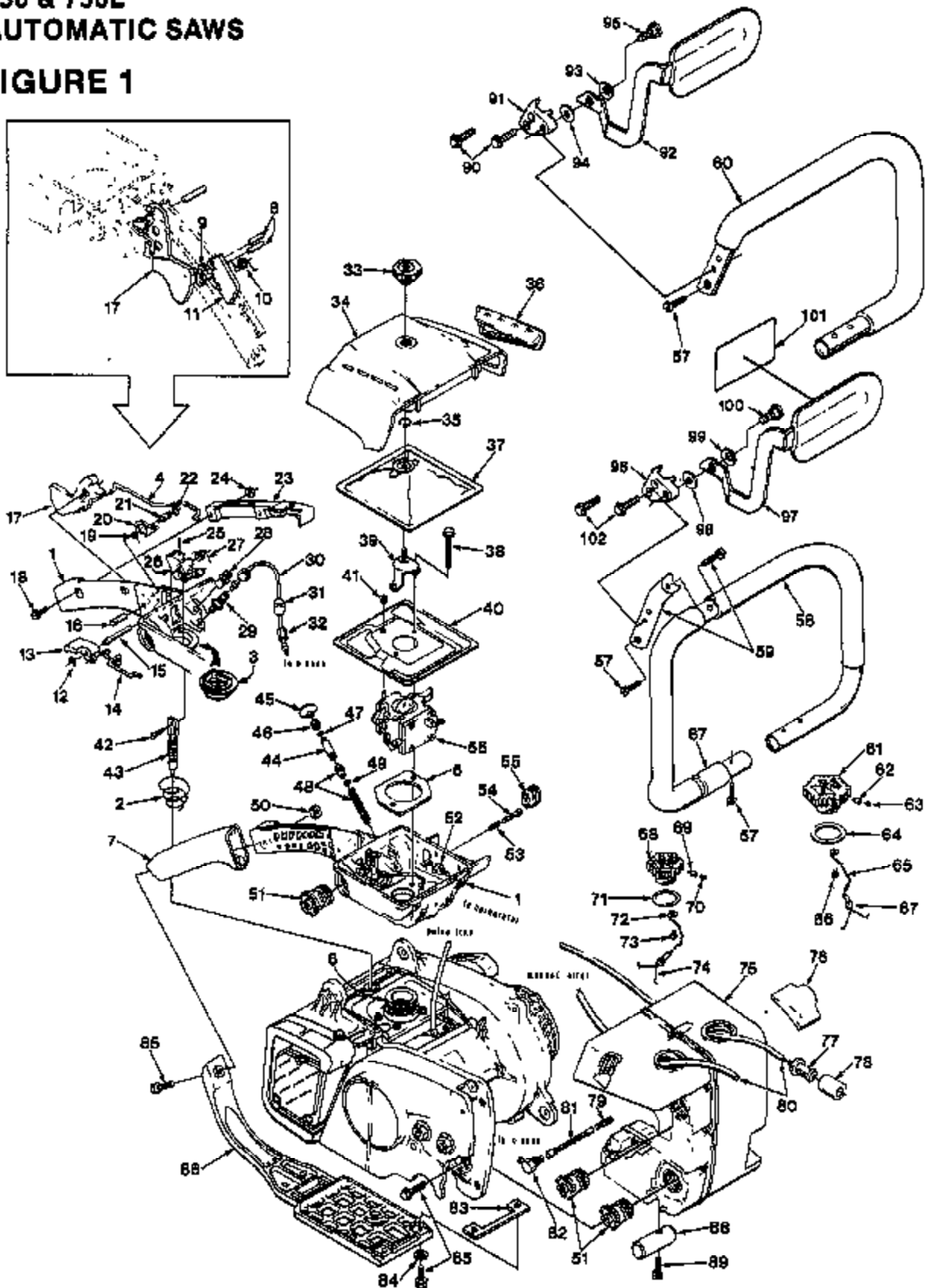
PROFESSIONAL CHAIN SAWS

HOMELITE TEXTRON

Homelite Division of Textron Inc.

750 & 750E AUTOMATIC SAWS

FIGURE 1



750 & 750E AUTOMATIC SAWS

FIGURE 1

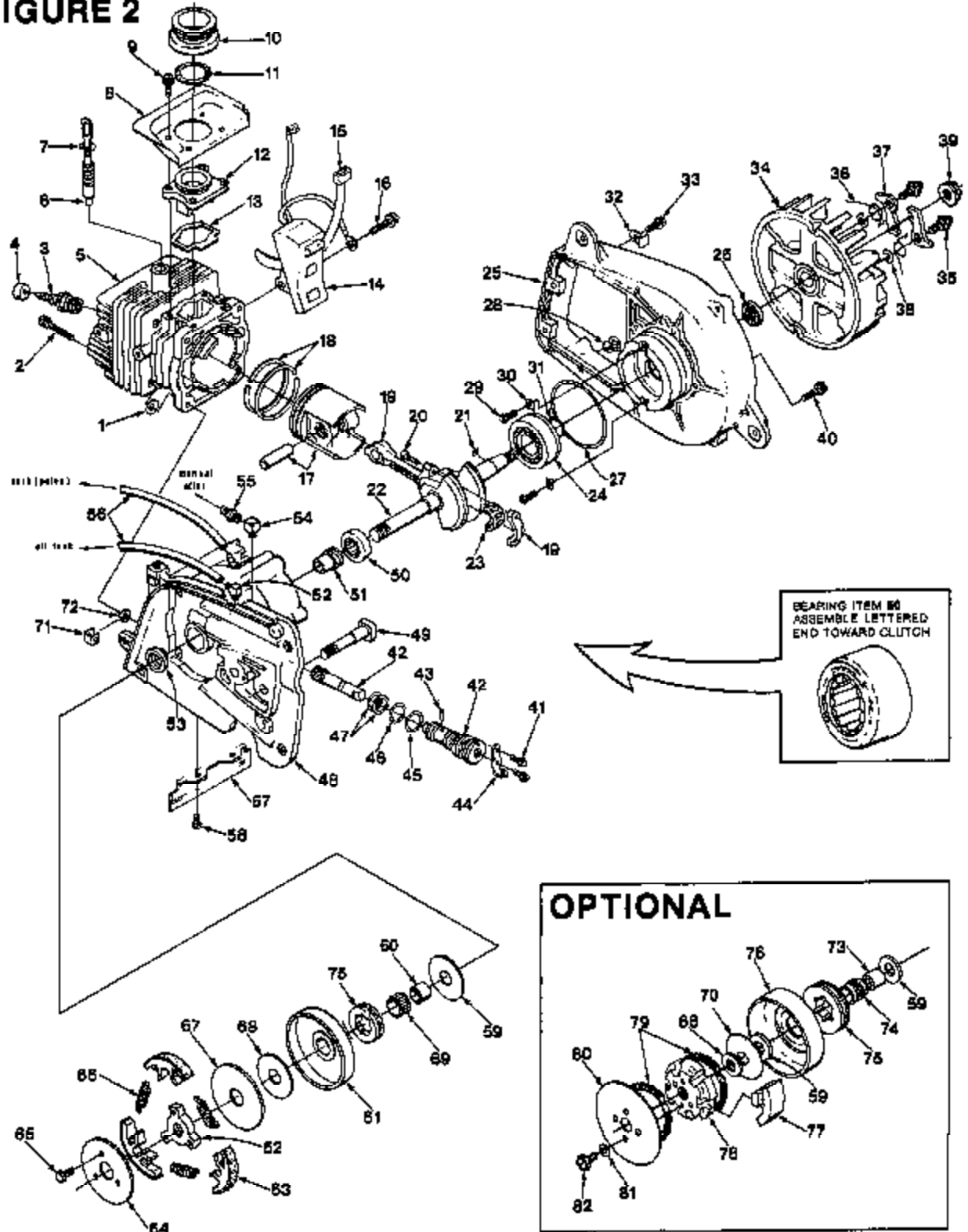
NO.	DESCRIPTION	PART NO.	QTY.	NO.	DESCRIPTION	PART NO.	QTY.
1	HANDLE- Throttle (Includes:	A-12813-1	1	60	HANDLE BAR- Flush-cut (750E)	A-12898-A	1
2	SPRING- Conical	12887	1	61	CAP- Fuel filler Includes:	A-68500-A	1
3	BOOT- Sealing	12789-A	1	62	VALVE- Check (Oval duckbill)	89451	1
4	ROD- Throttle	12842-B	1	63	FILTER- Filter cap	89454	1
5	SPACER- Heat insulation	12891	1	64	GASKET- Fuel cap	89501	1
6	CONNECTOR- Carburetor	12823-B	1	65	CHAIN- Bead	89502	1
7	GRIP- Throttle handle (Note 1)	70019-2	1	66	SCREW- Pan hd. Plastic (#8 x 1/4)	82256-A	1
8	PIN- Groove	84988	2	67	RETAINER	86535	1
9	LEVER- Trigger- lock	93182	1	68	CAP- Oil filler Includes:	A-12222	1
10	SPRING- Torsion	93823	1	69	VALVE- Check (Oval duckbill)	89451	1
11	TRIGGER- Lock (750E)	93131	1	70	FILTER- Filler cap	89454	1
12	RING- Retaining	89071	1	71	GASKET- Oil cap	12126	1
13	LEVER- Choke	12820	1	72	CHAIN- Bead	89502	1
14	ROD- Choke	12848	1	73	SCREW- Pan hd. plastic #6 x 1/4	82256-A	1
15	PIN- Pivot (Compression arm)	12882	1	74	RETAINER	86535	1
16	PIN- Trigger	12983	1	75	TANK- Fuel and Oil Includes:	A-70567-B	1
17	TRIGGER- Throttle (Note 1)	12818	1	76	BUMPER- Fuel tank	12883	1
18	SCREW- Pan hd. 8-32 x 3/8	82253	2	77	PICK- Up-Fuel Includes:	A-97700	1
19	SPRING- Torsion (Compression arm)	12881	1	78	FILTER- Felt	59253-1A	1
20	CAM- Compression release	12621	1	79	FINDER- Oil	A-64283	2
21	PIN- Pivot (Compression cam)	12880	1	80	TUBING- Fuel & Oil 12"	83112-48	2
22	RING- Retaining	12883	1	81	LINE- Oil (Flexible)	83805	1
23	COVER- Throttle handle	12816-2A	1	82	ELBOW- 90°, oil line	12681	1
24	NUT- Hex 8-32	81223	2	83	SPACER- Heat insulating	12879	1
25	SCREW- Set 10-32 x 3/8	12884	1	84	WASHER	12884	2
26	ARM- Compression release valve	72544-1	1	85	SCREW- Hex sems 10-24 x 3/4	88051	7
27	SPRING- Torsion (Compression arm)	12856	1	86	BRACE- Throttle handle	12610-2C	1
28	VALVE- Check (Inlet)	A-12987	1	87	BUSHING- Handle bar	88187	1
29	VALVE- Check (Outlet)	A-65077	1	88	STOP- Chain (750E)	83696	1
30	LINE- Manual oil discharge Includes:	A-70078	1	89	SCREW- Hex sems (750E) 10-24 x 7/8	88052	1
31	SLEEVE- 1/8 compression	25301	2	90	KIT- Hand guard (750E) Includes:	A-83987-A	1
32	NUT- Compression (5/16-24)	25302	1	91	SCREW- Sems hex hd. 10-24 x 7/8 (750E)	88052	2
33	NUT- Filter cover mounting	A-65272	1	92	BRACKET- Hand guard (750E)	12238-3	1
34	COVER- Air filter	A-93018-2A	1	93	GUARD- Hand (750E) Includes:	A-93988-A	1
35	RING- Retaining	58318-A	1	94	WASHER- (750E)	70788	1
36	INTAKE- Air (Air filter cover)	12893	1	95	WASHER- Flat (750E)	84867	1
37	FILTER ELEMENT- Air	A-12742-A	1	96	SCREW- Shoulder (750E)	93914	1
38	SCREW- Hex sems 10-24 x 2	88057	2	97	BRACKET- Hand guard (750)	12238-3	1
39	BRACKET- Air filter cover	A-93001-A	1	98	GUARD- Hand (750) (Note 2)	A-86177-A	1
40	SHIELD- Carburetor chamber Includes:	A-93294	1	99	WASHER (750)	84867	1
41	GROMMET	59312-1	1	100	WASHER (750)	70768	1
42	SCREW- Shoulder	12861	1	101	SCREW- Shoulder (750)	93914	1
43	VALVE- Compression release	A-12712	1	102	DECAL	96890	1
44	PLUNGER- Oil pump (Manual) Includes:	A-94084	1		SCREW- Sems hex hd. 10-24 x 7/8	88052	2
45	BUTTON	85084	1				
46	NUT	85082	1				
47	"O"- RING	59074	1				
48	PLUNGER- Pump Includes:	A-67235-A	1				
49	"O"- RING	58408	1				
50	NUT- Hex 10-24	81208	1				
51	ISOLATOR- Vibration	A-12708-B	5				
52	SCREW- Hex sems 10-24 x 5/8	88060	4				
53	SPRING- Idle adjustment	12784	1				
54	SCREW- Idle adjustment	12783	1				
55	GROMMET- Carburetor needle	12881	1				
56	CARBURETOR (WB-9)	A-94108	1				
57	SCREW- Soc hd. cap 10-24 x 7/8	82282	4				
58	HANDLE BAR- Wrap around (750) Includes:	A-12714-A	1				
	BRACE- Handle	12786-A	1				
	SCREW- Soc hd. cap 10-24 x 7/8 (See #57)	82282	1				

NOTE 1: Units without trigger lock items #8, #9, #10 and #11, must use 70019-A grip.

NOTE 2: HAND GUARD A-86177-A must be used with A-12714-A handle bar.

**750 & 750E
AUTOMATIC SAWS**

FIGURE 2

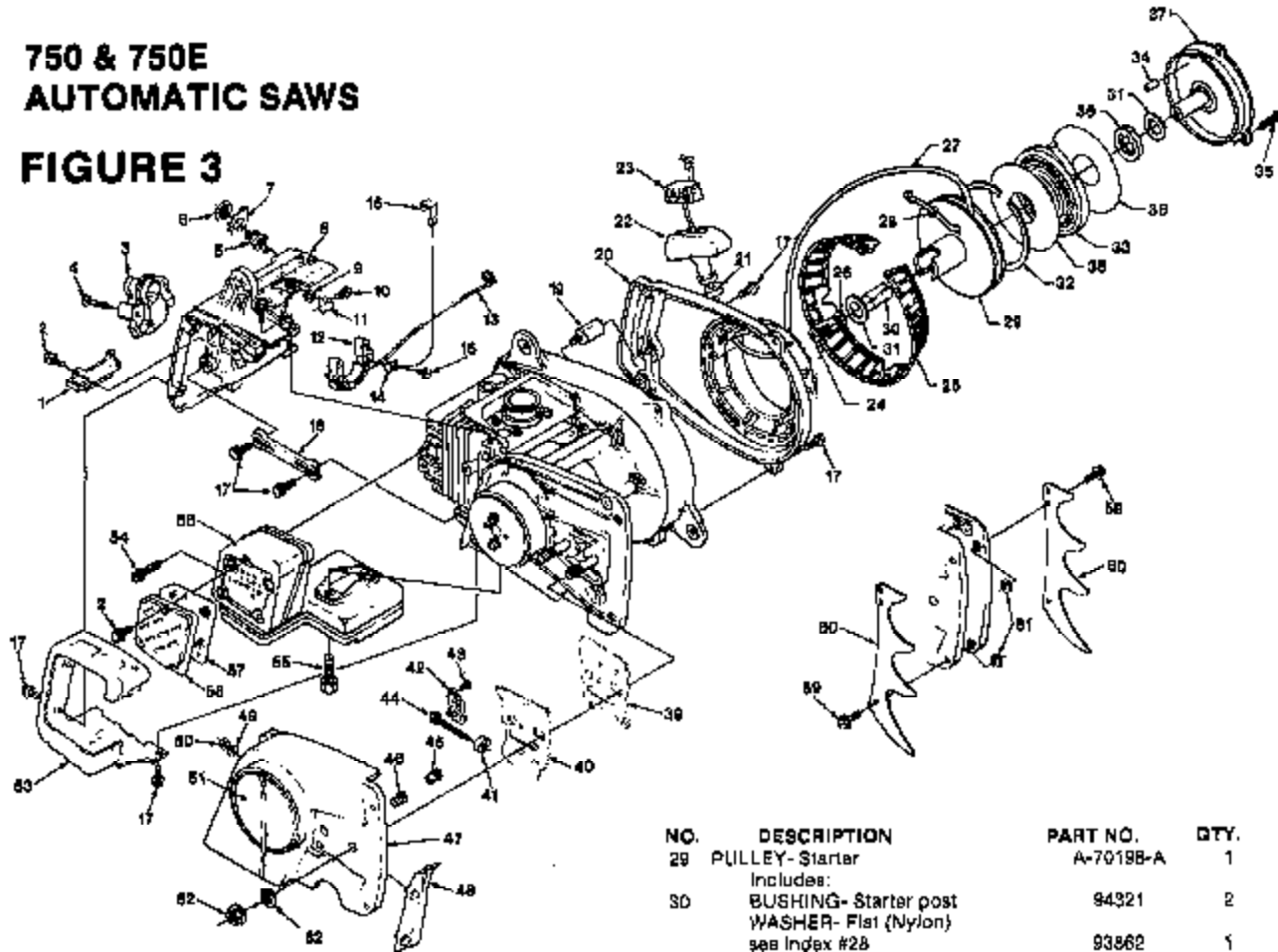


750 & 750E AUTOMATIC SAWS FIGURE 2

NO.	DESCRIPTION	PART NO.	QTY.	NO.	DESCRIPTION	PART NO.	QTY.
1	WASHER- Conical	12831	4	45	"O" RING	12854	1
2	SCREW- Socket hd. 10-24 x 1	82246	4	46	"O" RING	12095	1
3	SPARK PLUG (CJ-3)	70210-S	1	47	"O" RING	12853	2
	SPARK PLUG (UCJ-4G) accessory	88713-S	1	48	CRANKCASE (see Note 1)	A-93957	1
4	GROMMET- Spark plug	12181	1		Includes:		
5	CYLINDER	A-70489-B	1	49	STUD- Guide bar (see Note 2)	93818	2
	Includes:			50	BEARING- Roller	70408-A	1
6	VALVE- Compression	A-12712	1	61	GEAR WORM	12071	1
7	RING- Retaining	75120	1	52	FITTING	84819	1
8	DEFLECTOR- Air	12794	1	53	SEAL	12308	1
9	SCREW- Hex sems 8-32 x 5/8	88043	4	54	CONNECTOR- Elbow 90°	31784	1
10	CONNECTOR- Carburetor	12823-B	1	55	FITTING- Straight	31733-1	1
11	SPRING- Garter	12856	1	56	LINE- Flexible 4"	93157-18	2
12	MANIFOLD- Intake	12822-B	1	67	SHIELD- Heat	12777	1
13	GASKET- Intake manifold	12848-A	1	68	SCREW- Pan hd. 8-32 x 3/8	82253	2
14	MODULE & CORE	12888-AB	1		KIT- Clutch	A-94157	1
15	TIE- Cable (Module leads)	12288	1		Includes:		
16	SCREW- Hex sems 8-32 x 1 1/4	88045	1	58	WASHER- Thrust	12868	1
17	PISTON & PIN	A-70672-A	1	60	RACE- Inner	12892	1
	Includes:			61	DRUM- & HUB (7 Spllns)	A-93885-A	1
18	PISTON RING	88193-A	2	62	SPIDER- Clutch	83811	1
19	ROD- Connecting	A-70274	1	63	SHOE- Clutch	A-93815	3
	Includes:			64	COVER- Clutch	93828	1
20	SCREW- Soc. hd. 10-32 x 5/8	80345	2	65	SCREW- Hex sems 8-32 x 3/75	88041	3
21	KEY- Woodruff	75078	1	66	SPRING- Clutch	93814-A	3
22	CRANKSHAFT	70238-2	1	67	WASHER- Thrust	83860	1
23	BEARING- Cage (14 roller)	A-70610	1	68	WASHER- Thrust	12887	1
24	BEARING- Ball	70844	1	69	BEARING- Washer	84124	1
25	PLATE- Back	A-70896	1	70	WASHER- Thrust (opt.)	12807	1
	Includes:			71	RETAINER- Nut	12888-A	4
26	BEAL	53444	1	72	NUT- Hex 10-24	81208	4
27	"O"- RING	87559	1	73	RACE- Inner (opt.)	12888	1
28	RETAINER- Lead	12859	1	74	BEARING- Needle (opt.)	85383	1
29	SCREW- Torx	70851	2	75	SPROCKET- Rim 7T .404 (7 spline)	83285	1
30	WASHER- Lock	83905	2		SPROCKET- Rim 8T .404 (6 spline) (opt.)	66980	1
31	RING- Retaining	70843	1	76	DRUM & HUB (7 spline) (opt.)	A-86727-A	1
32	CLIP- Wire (Switch lead retainer)	12888	1		DRUM & HUB (8 spline) (opt.)	A-85991	1
33	SCREW- Hex sems 10-24 x 3/4	88051	1		CLUTCH (opt.)	A-93287-A	1
34	ROTOR & STUD	A-93133	1		Includes:		
	Includes:			77	SHOE- Clutch	83281-1A	6
35	STUD- Starter pawl	93079	2	78	SPIDER- Clutch	83288-1	1
36	SPRING- Starter pawl	85375	2	79	SPRING- Clutch	98289	2
37	PAWL- Starter	58756	2	80	COVER- Clutch (opt.)	A-24921-A	1
38	WASHER- Lock	70901	2		Includes:		
39	NUT- Hex flange 3/8-24	81238	1	81	WASHER- Belleville #10	12021	2
40	SCREW- Hex sems 10-24 x 5/8	88060	5	82	SCREW- Hex 10-32 x 1/2 (opt.)	80361-2	2
41	SCREW- Hex sems 8-32 x 3/8	88041	2		SPROCKET & DRUM- Spur (Opt.) (8T, 3/8 pitch)	A-12818	1
42	PUMP- Automatic oil	A-12723	1		NOTE 1: Prior to Lot #8074 use crankcase A-70470.		
	Includes:				NOTE 2: Prior to Lot #8074 use stud 58334-A.		
43	PIN- Camguide	12108	1				
44	BRACKET- Oil pump retainer	12078	1				

750 & 750E AUTOMATIC SAWS

FIGURE 3



NO.	DESCRIPTION	PART NO.	QTY.
1	SNUBBER- Rear	A-12803-A	1
2	SCREW- Hex sams 8-32 x 3/8	88041	5
3	TRANSFORMER	A-12299-AS	1
Includes:			
4	SCREW	85270	2
	GROMMET (Shown in Fig. 3)	12191	1
5	SWITCH- Grounding	A-57850-A	1
Includes:			
6	NUT- Hex	72084-A1	1
7	PLATE- Indicating (Run-Stop)	12783-A	1
8	SHIELD- Cylinder	12806-2B	1
9	NUT- Hex 10-24	81208	2
10	SCREW- Hex sams 10-24 x 3/4	88051	3
11	RETAINER- Nut	12872	2
12	RECEPTACLE- Transformer	A-70088	1
13	LEAD- Module	A-12719-B	1
14	CONTACT- Transformer	12788	2
15	CONTACT- Ground	70720	1
16	SCREW- Pan hd. plastic #8 x 3/8	82215	2
17	SCREW- Hex sams 10-24 x 5/8	88050	11
18	BRACE- Cylinder shield	12773	1
19	SPACER- W/ Stud	A-89055	1
20	HOUSING- Rewind starter	A-12812	1
Includes:			
21	BUSHING- Starter rope	67177	1
22	GRIP- Starter rope	A-68862-B	1
Includes:			
23	INSERT- Rope retaining	70018-A	1
24	SCREW- Pan hd. 10-24 x 1/2	98620	1
25	SCREEN- Starter housing	12625-A	1
26	WASHER- Retaining	12789	1
27	ROPE- Starter (48" long) #5	A-83675	1
Includes:			
28	WASHER- Flat (Nylon)	93862	1

NO.	DESCRIPTION	PART NO.	QTY.
29	PULLEY- Starter	A-70198-A	1
Includes:			
30	BUSHING- Starter post	94321	2
	WASHER- Flat (Nylon)	93862	1
see Index #28			
31	WASHER	84320	2
32	RING- Retaining	12637	1
33	SPRING- Rewind	A-84885	1
Includes:			
34	SLEEVE- Pin	94884	1
35	SCREW- Pan hd. 8-32 x 1/2	80580	3
36	LOCK- Rewind spring	12957	1
37	COVER- Starter	A-93917	1
Includes:			
38	SHIELD- Rewind spring (Inner)	83278	2
39	PLATE- Guide bar (inner)	70388	1
40	PLATE- Guide bar (Outer)	70400	1
41	PIN- Guide bar adjustment	93039	1
42	COVER- Gear	12134	1
43	SCREW- Pan hd. 6-32 x 3/8	82251	2
44	SCREW- Guide bar adjustment	A-12746	1
45	ADJUSTOR- Guide bar	A-70684	1
46	BUSHING	70683	1
47	COVER- Drivecase	A-83748	1
Includes:			
48	GUARD- Chain	A-70159	1
Includes:			
49	WASHER- Belleville	12940	2
50	NUT- Hex 8-32	81008	2
51	DECAL	70241	2
52	NUT- Hex flange 3/8-16	81089-2	2
53	SHIELD- Muffler	12969-3	1
54	SCREW- Soc. hd. cap 10-24 x 3/4	82283	2
55	SCREW- Soc. hd. cap 1/4 x 3/4	82318	2
56	MUFFLER	A-12738-1B	1
57	ARRESTOR- Spark	A-83988-A	1
58	CAP- Muffler exhaust	12824-1	1
59	SCREW- Hex sams 10-24 x 1/2	88048	4
60	PLATE- Bumper (Long spike)	84632	1
61	NUT- Hex 10-24	81208	4
62	WASHER- Flat	95479-A	2

750 & 750E AUTOMATIC SAWS

TOOLS

NO.	DESCRIPTION	PART NO.
	BODY ASSEMBLY	23136-2A
	CD TEST LAMP	A-24894
	COLLAR & PLUNGER	A-24878
	GAUGE- Feller (016 thick)	22488
	PLIERS- Retaining ring	22828
	PLUG- Seal installation (crankcase)	24968
	PLUG- Seal removal (crankcase)	A-24988
	SLEEVE- Seal assembly (crankcase)	23758
	SLEEVE- Crankshaft brg	17082-1
	PLUG- Seal removal (backplate)	17027
	PLUG- Bearing & Seal installation & removal	17026
	JACKSCREW ASSEMBLY	A-28137
	REAMER- Valve seat	A-24884
	TOOL & PLUNGER- Piston pin	A-24871
	WRENCH- Combination	A-24884-A
	WRENCH- Combination	A-23837-B
	WRENCH- Socket (750 only)	68851
	SCREWDRIVER	24541
	KEY- Hex	94824
	ANVIL- Ball bearing	17088-1
	ANVIL	17081
	PULLER- Rotor	A-17106-B
	Includes	
	SCREW- Hex hd	80827
	STUD	17108
	RING	83972
	WRENCH- Spanner	A-93791
	Includes	
	PIN	23717-A
	SHIM- 0125" Thick	24308
	IGNITION TEST SPARK PLUG	JA-31216-4
	CARBURETOR REPAIR TOOL KIT	17789

ACCESSORIES

NO.	DESCRIPTION	PART NO.
	ROPE- Starting #6, 250' reel	57084-1
	TUBING- Rubber (10 ft)	93112-99
	TUBING- Rubber (10 ft)	93157-89
	COMPOUND- DC4 (8 oz tube)	22638-B
	SAFE-T-TIP (STD)	DA-70780-A
	Includes	
	SCREW- #1/4-20 x 5/8	82335
	RIGHT HAND GUARD KIT	A-12267-B
	Includes	
	SCREW- Hex socket 10-24 x 3/8	82275
	WASHER- Flat #10	84008
	NUT- Locking 10-24	81208

PAINT

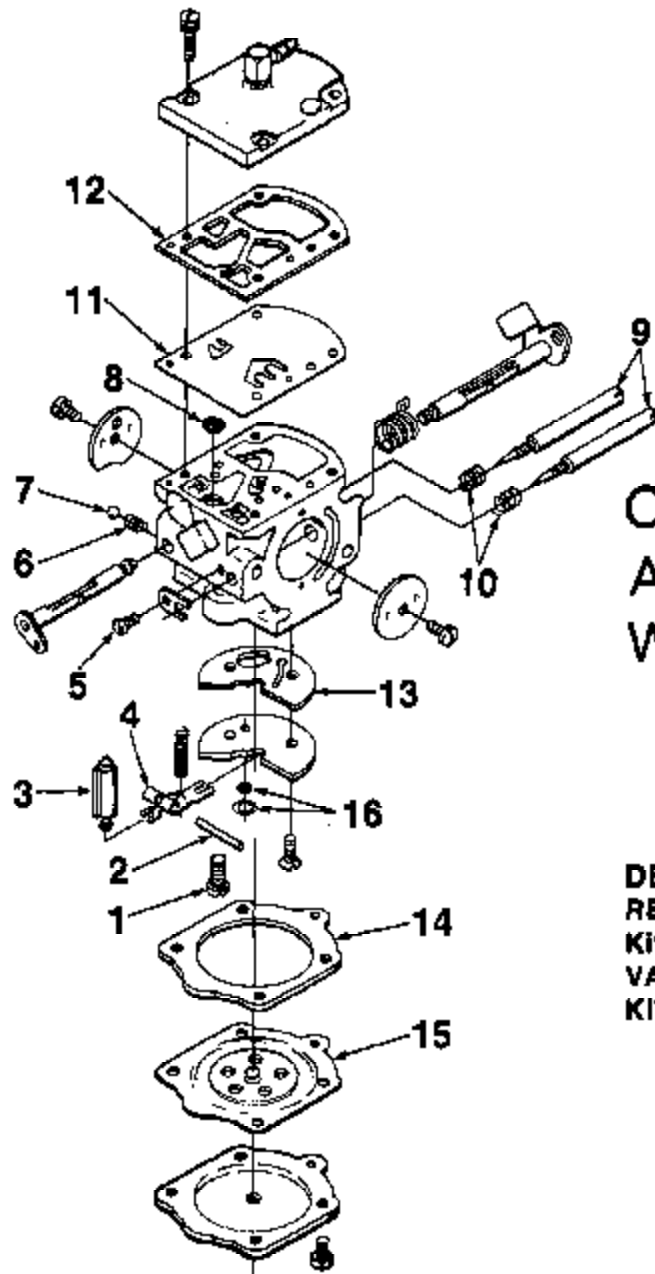
SPRAY CAN- Black	22772
SPRAY CAN- Red	23478

750E ONLY

NO.	DESCRIPTION	PART NO.	QTY.
	KIT- Chain brake	A-93011-D	1
	Includes		
	PIN- Dowel	59751	1
	HUB & DRUM	A-93885-2A	1
	COVER- Gear	12134	1
	SCREW- Guide bar adjusting	A-12746	1
	SLEEVE- Headed	70313	1
	BUSHING	70893	1
	SCREW- Gear & Adjusting	A-70894	1
	BRAKE- Spring chain	70878	1
	COVER- Drivcase	70876-2	1
	BAND- Brake	70878	1
	LOCKING- Lever	70884	1
	STUD- Spring mounting	70900	1
	LEVER- Brake	A-97223	1
	Includes		
	RING- Retaining	70925	1
	BEARING- Roller	94815	1
	DECAL	98880	1
	SCREW- 1/4-20 x 1 1/4	80812	1
	SCREW- Mach pan hd 6-32 x 3/8	82261	2
	PIN- Guide bar adjusting	93039	1
	SPRING- Torsion	93086	1
	SLEEVE	93280	1
	WASHER- Flat	83282	3
	SLEEVE- Lever	93296	1
	SCREW- Shoulder	93773	1

750 ONLY

NO.	DESCRIPTION	PART NO.	QTY.
	KIT- Chain brake	A-93012-D	1
	Includes		
	PIN- Dowel	59751	1
	COVER- Gear	12134	1
	SCREW- Guide bar adjusting	A-12746	1
	SLEEVE- Headed	70313	1
	BUSHING	70893	1
	ADJUSTER- Guide bar	A-70894	1
	SPRING- Chain brake	70873	1
	COVER- Drivcase	70876-2	1
	BAND- Brake	70878	1
	LEVER- Lock	70884	1
	STUD- Spring-mounting	70900	1
	LEVER- Brake	A-97223	1
	Includes		
	BEARING- Roller	94815	1
	RING- Retaining	70925	1
	DECAL	98880	1
	SCREW- 1/4-20 x 1 1/4	80812	1
	SCREW- 6-32 x 3/8	82251	1
	PIN- Guide bar adjusting	93039	1
	SPRING- Torsion	93086	1
	SLEEVE	93280	1
	WASHER	83282	3
	LEVER- Slave	93296	1
	SCREW- Shoulder	93773	1
	HANDLE BAR	A-93008	1
	HUB & DRUM	A-93886-2A	1



**CARBURETOR
A-94108
WB-9**

DESCRIPTION

REPAIR KIT (1-15)

Kit- Gasket/Diaphragm (11-15)

VALVE- Inlet Needle (3)

KIT- Valve repair (16)

PART NO.

94131

95241

64229

95240

HOMELITE DIVISION OF TEXTRON INC.

P.O. BOX 7047

14401 CAROWINDS BOULEVARD

CHARLOTTE, N.C. 28217

25871Y

HOMELITE TEXTRON

Homelite Division of Textron Inc.