

# **Homelite**

**SUPER XP-1020**  
**SUPER XP-1020 AUTO**  
**SUPERXP1130-1 AUTO**

**PART NUMBER 24084**

**SUPER  
XP-1020**

**SUPER  
XP-1020 Auto**

**SUPER  
XP-1130-1 Auto**

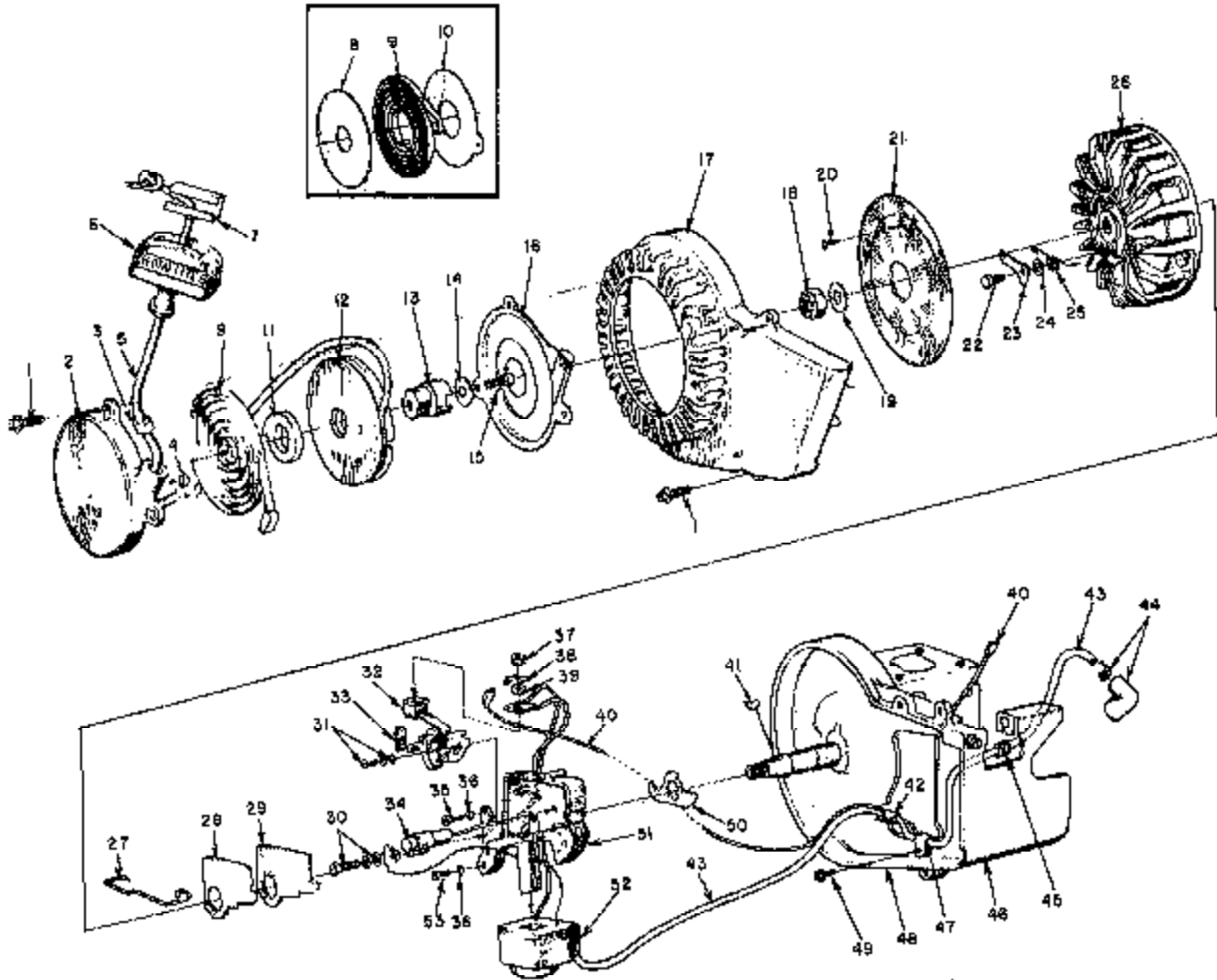


FIGURE 1

**SUPER  
XP-1020****SUPER  
XP-1020 Auto****SUPER  
XP-1130-1 Auto**

No.	Description	Part No.	Qty.
1	SCREW-hex, 12-24 x 3/4	80887	7
2	COVER-starter	A-6417B	1
*3	Includes: BUSHING-rope	87177	1
4	BUSHING-spring outer loop	65830	1
5	ROPE-starter	68808	1
6	GRIP-rope	65837	1
7	INSERT-rope retaining	58617	1
8	SHIELD-spring (inner) (optional)	55711	1
9	SPRING-rewind	64180-A	1
10	SHIELD-spring (outer) (optional)	55712	1
11	LOCK-spring rewind	64084-A	1
12	PULLEY-starter	64080-1	1
*13	CUP-starter	67139	1
14	WASHER-retaining	58763	1
15	SCREW-hex, 10-32 x 1/2	80648	1
16	SHIELD-sawdust	64052	1
17	HUBRING-fan	59094-1	1
18	NUT-lock, 7/16-20	61104	1
19	WASHER-flat	64047	1
20	SCREW-hex, (spinlock)	80889-1	2
21	SCREEN-rotary	64055	1
22	STUD-shoulder	64054	2
23	PAWL-starter	58758	2
24	WASHER	58851	2
25	SPRING-starter pawl	58756-1	2
26	ROTOR	64053-A	1
27	CLAMP-dust cover	55980	1
28	COVER-dust	55979	1
29	GASKET-dust cover	55978-2	1
30	SCREW GROUP-condenser	57750	1
31	SCREW GROUP-point	57749	1
32	POINT SET	A-68165	1
33	Includes: WICK	55984	1
34	CONDENSER-w/terminal	55987	1
35	SCREW-fl, 10-24 x 1/2	80595	1
36	WASHER-lock, #10	83040	3
37	NUT-terminal	55982	1
38	TAB-ground	57733	1
39	WASHER-terminal	55983	1
40	LEAD-ground w/terminal	A-58321	1
41	KEY-rotor	75078	1
42	SLERVE	65290	1
43	LEAD-high tension	58382	1
44	TERMINAL-spark plug	A-55373-A	1
45	GROMMET	60929	1
46	BUNTD-cylinder	A-03736-1	1
47	CLAMP-lead	56014	1
*48	CRANKCASE-w/pin (see Fig. 2)	A-64532	1
49	SCREW-hex, 10-32 x 3/8	80869-1	1
50	SEAL-breaker box	06282-A	1
51	BOX-breaker w/ore	57744	1
52	COIL-w/ground terminal	55983-A	1
53	SCREW-fl, 10-32 x 7/8	80660	2

\*Denotes new part

**SUPER XP-1020      SUPER XP-1020 Auto      SUPER XP-1130-1 Auto**

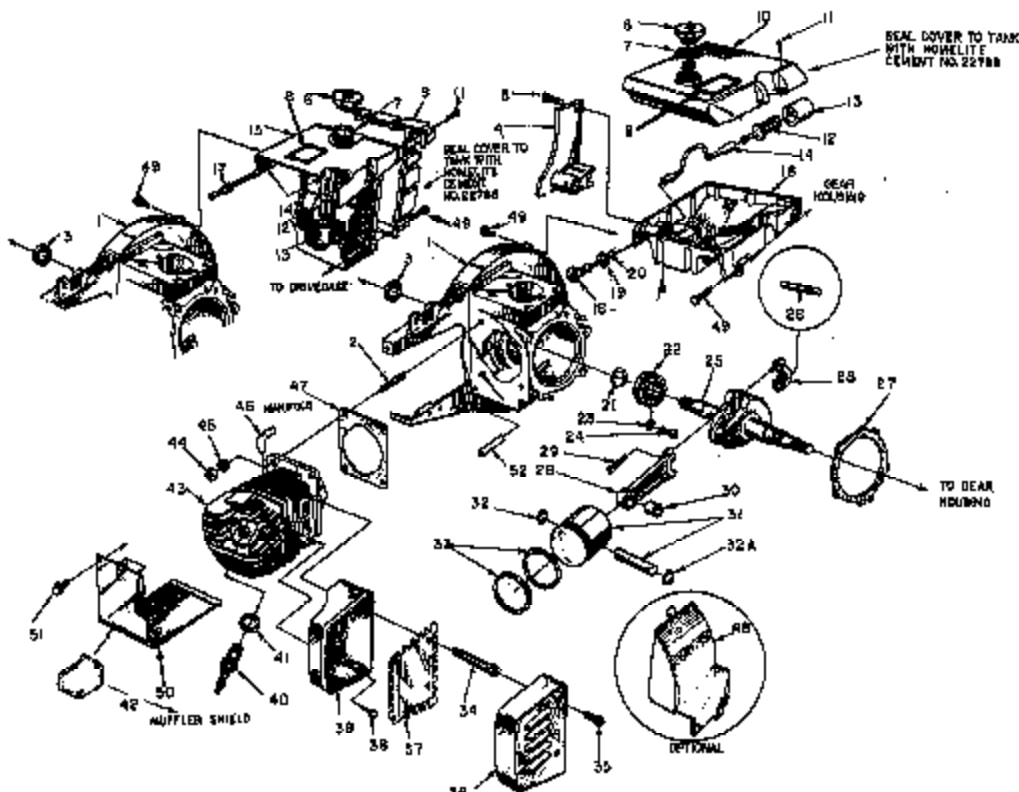


FIGURE 2

No.	Description	Part No.	Qty.	XP-1020	XP-1020 Auto	XP-1130-1 Auto
1	CRANKCASE-w/pins	A-6653	1	X	X	X
	Includes: PIN-dowel (not shown)	74832	2	X	X	X
2	STUD	78727-1	4	X	X	X
3	SEAL	68906-A	1	X	X	X
4	BRACKET-handle bar	68436-2	1	X	X	X
5	SCREW-hex, 12-24 x 1/8	88971	1	X	X	X
6	CAP-tank	A-64140-1	1	X	X	X
	Includes: GASKET VALVE-vent (not shown)	68328 F	1	X	X	X
7	DECAL-optional	64144	1	X	X	X
8	COVER-tank	68320-2	1	X	X	X
9	COVER-tank	68087-2	1	X	X	X
10	COVER-tank	88613	16	X	X	X
11	SCREW-rod, hex., 4 x 1/2	60012	11	X	X	X
12	SCREW-rod, hex., 5 x 1/2	A-68061	1	X	X	X
13	FILTER ASSEMBLY	68053-1	1	X	X	X
	Includes: FILTER	68000	1	X	X	X
14	LINE-flexible	64119-A1	1	X	X	X
15	TANK-fuel	A-68339	1	X	X	X
16	TANK-fuel w/bosses	68264	1	X	X	X
17	FITTING-fuel outlet	64236	1	X	X	X
18	SCREW-fuel	68176-1	1	X	X	X
19	GASKET	60454	1	X	X	X
20	W/ RING	68378-A	1	X	X	X
21	RING-retaining	68190-B	1	X	X	X
22	BEARING-hal	60061	2	X	X	X
23	WASHER-lock	18228-2	2	X	X	X
24	SCREW-bearing retaining	A-64509	1	X	X	X
25	CRANKSHAFT	A-64510	1	X	X	X
26	CRANKSHAFT	A-64511	1	X	X	X
27	CRANKSHAFT	A-64512	1	X	X	X
28	ROLLERS-needle (not of kit)	A-64878	1	X	X	X

\*Denotes new part

† Optional

Checkouts are available for Fuel Tanks, Super XP 1020 units use 68328 Gasket Super XP 1130 units use 68176 Gasket

When using a part idle system you must use A-65171 Cylinder, other units use 68176-2 Cylinder.

No.	Description	Part No.	Qty.	XP-1020	XP-1020 Auto	XP-1130-1 Auto
27	GASKET-crankcase	68328	1	X	X	X
28	ROD-connecting	A-68446	1	X	X	X
	Includes: SCREW	60148	2	X	X	X
29	BEARING-needle	68000	1	X	X	X
30	PISTON & PIN	A-68011-C	1	X	X	X
	Includes: RING-retaining	68020	1	X	X	X
	RING-retaining	64143	1	X	X	X
	PISTON RING	64291	2	X	X	X
31	STUD-muffler	A-68920-A	2	X	X	X
32	SCREW-hex, 12-24 x 3/8	68997	2	X	X	X
33	CAP-muffler	A-64364	1	X	X	X
34	WASHER-lock	68677-1	1	X	X	X
35	SCREW-hex, 1/8-20 x 1/8	10402	1	X	X	X
36	SCREW-muffler	A-18667-B	1	X	X	X
37	SPARK PLUG	68417-B	1	X	X	X
	Includes: GASKET	68083	1	X	X	X
38	CAP-w/rod pin	68176-B	1	X	X	X
39	CYLINDER-2 1/8" bore (1" Units)	A-68071	1	X	X	X
40	CYLINDER-2 3/16" bore	35412	4	X	X	X
41	WASHER-lock, 1/16	68408	1	X	X	X
42	WASHER-lock, 5/16 (1" Units only)	68308	4	X	X	X
43	WASHER-rod lock	68107-1	1	X	X	X
44	LINE-fuel (not)	49268	1	X	X	X
45	GASKET-cylinder	64485	1	X	X	X
46	SCREW-hex, 12-24 x 3/4	68109-1	1	X	X	X
47	SCREW-hex, 12-24 x 1/4	68467	4	X	X	X
48	SHIELD-cylinder	A-65134-1	1	X	X	X
49	SCREW-hex, 12-24 x 2/8	60261-1	2	X	X	X
50	SCREW-hex, 12-24 x 2/8	68460	1	X	X	X

**A COBORSBY**

A-64113 Muffler & Shield Assembly

Includes: 64408 CAP-muffler (1)

68446-A SCREW-shoulder (2)

64408-2 SHIELD-muffler (1)

Includes with A-64113 Muffler and Shield Assembly

A-03018 SPARK ARRESTOR - requires 68048 SHIELD,

one under each muffler stud

A-04004 KIT - fuel tank system

88060 Includes: WAB11931 AR2050 (1)

ALWAYS FURNISH MODEL AND SERIAL NUMBER WHEN ORDERING PARTS.

**SUPER XP-1020      SUPER XP-1020 Auto      SUPER XP-1130-1 Auto**

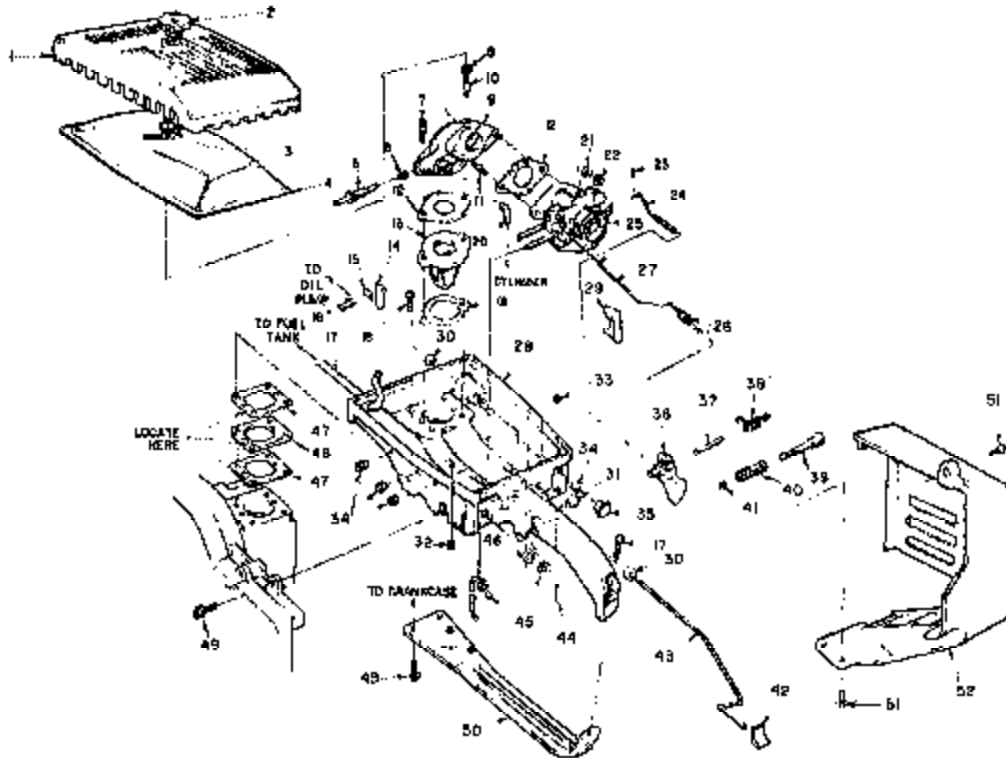


FIGURE 3

No.	Description	Part No.	Qty.	SUPER XP			
				XP-1020	XP-1020 Auto	XP-1130-1 Auto	XP-1130-1 Auto
1	COVER-air filter	39200-1	1	x	x	x	x
2	NUD-cover	A-58307	1	x	x	x	x
3	RING-retaining	68319-A	1	x	x	x	x
4	WASHER-1/4" filter	43786	1	x	x	x	x
5	SCREW-idle adjusting (not in "W")	60057	1	x	x	x	x
6	SPRING-adjusting screw (not in "W")	60104	1	x	x	x	x
7	SCREW-base, 1/4-20 x 1/2	60089	2	x	x	x	x
8	GASKET-rod	68360	1	x	x	x	x
9	MANIFOLD-intake ("W" Units only)	68189-2	1	x	x	x	x
10	MANIFOLD-intake	A-68189	1	x	x	x	x
11	STUD-cover	68361	1	x	x	x	x
12	STUD-carburator	27484	2	x	x	x	x
13	GASKET-carburator	68040	2	x	x	x	x
14	SHAT-feed valve	68087-1	1	x	x	x	x
15	REED	68086	4	x	x	x	x
16	CLAMP-rod	68088	4	x	x	x	x
17	SCREW-pin, 4-40 x 1/2	60066	8	x	x	x	x
18	LINK-fuel	60080	1	x	x	x	x
19	SCREW-rod, 12-24 x 1	60044	5	x	x	x	x
20	CLAMP-spacer	60040	1	x	x	x	x
21	LINK-fuel idle (not in "W" Units)	68080	1	x	x	x	x
22	WASHER-lock, 1/4	60008	2	x	x	x	x
23	NUD-hex, 1/4-20	61013-1	2	x	x	x	x
24	PIN-washer, 1/8" x 1/8"	61024	1	x	x	x	x
25	ROD-check	A-68365	1	x	x	x	x
26	CARBURETOR	A-68366	1	x	x	x	x
27	CARBURETOR ("W" Units only)	A-60717	1	x	x	x	x
28	ROD-rod	68346	1	x	x	x	x
29	ROD-throttle	68318	1	x	x	x	x

No.	Description	Part No.	Qty.	SUPER XP			
				XP-1020	XP-1020 Auto	XP-1130-1 Auto	XP-1130-1 Auto
30	HANDLE-throttle	A-68360	1	x	x	x	x
31	Includes: STOP-rod	68020	1	x	x	x	x
32	BUSHING-rod	68028	2	x	x	x	x
33	BUSHING-lock pin	68064	1	x	x	x	x
34	PLUG-button (not shown)	68007	1	x	x	x	x
35	PLUG-button	A-68198	1	x	x	x	x
36	Includes: SPRING(not shown)	68105	1	x	x	x	x
37	PLUG	68280	1	x	x	x	x
38	CROMMET	68008	4	x	x	x	x
39	CROMMET ("W" Units only)	68088	2	x	x	x	x
40	BUTTON-rod	47289-1	1	x	x	x	x
41	TRIGGER-throttle	48001-A	1	x	x	x	x
42	SHAFT-rod	68363	1	x	x	x	x
43	SPRING-throttle	68066-A	1	x	x	x	x
44	ROD-throttle lock	68404	1	x	x	x	x
45	SPRING-lock	68405	1	x	x	x	x
46	RING-retaining	68409	1	x	x	x	x
47	BUTTON-rod	68367	1	x	x	x	x
48	ROD-rod pump	68364-B	1	x	x	x	x
49	ROD-rod pump	68187-A	1	x	x	x	x
50	PIN-washer, 1/8" x 1/8"	61001	1	x	x	x	x
51	SWITCH-toggle w/mk	A-67040-3	1	x	x	x	x
52	PLATE-On-Off	78086-A	1	x	x	x	x
53	GASKET-rod	68343	2	x	x	x	x
54	SPACER-throttle handle	68361	1	x	x	x	x
55	SCREW-hex, 12-24 x 1/4	60099	2	x	x	x	x
56	BRACE-throttle handle	68189-A1	1	x	x	x	x
57	SCREW-hex, 12-24 x 1/8	60070	2	x	x	x	x
58	SHIELD-mud	68362-2	1	x	x	x	x

\*Denotes new part

ALWAYS FURNISH MODEL AND SERIAL NUMBER WHEN ORDERING PARTS.

# SUPER XP-1020 Auto

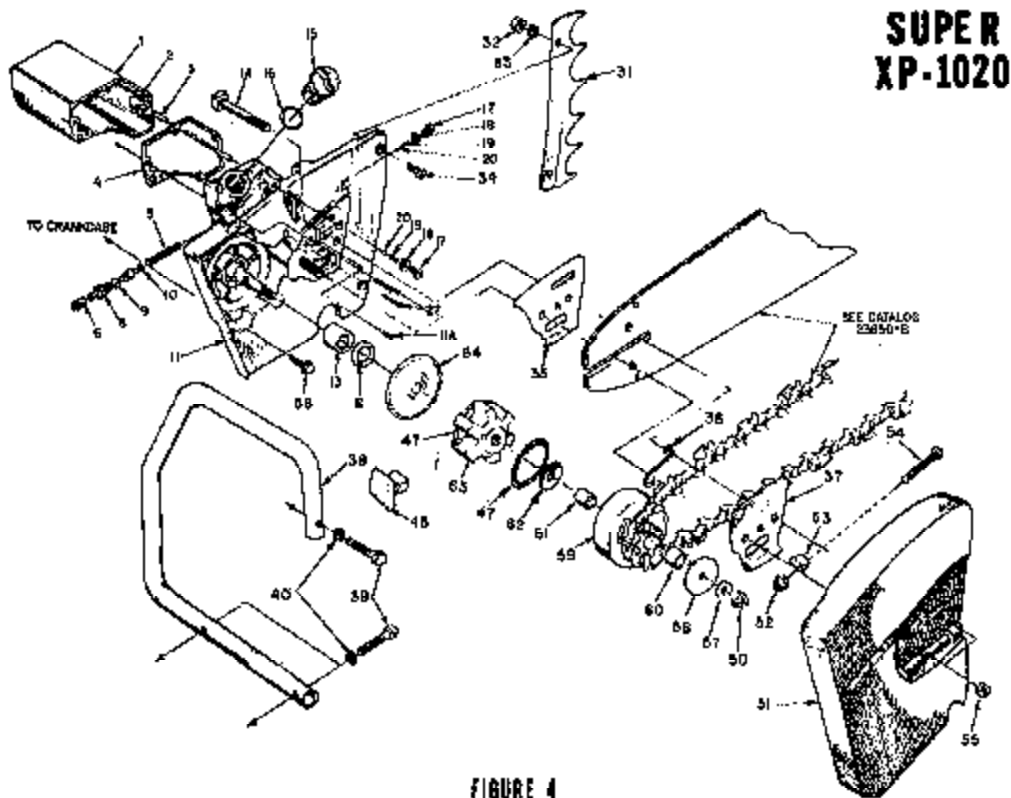
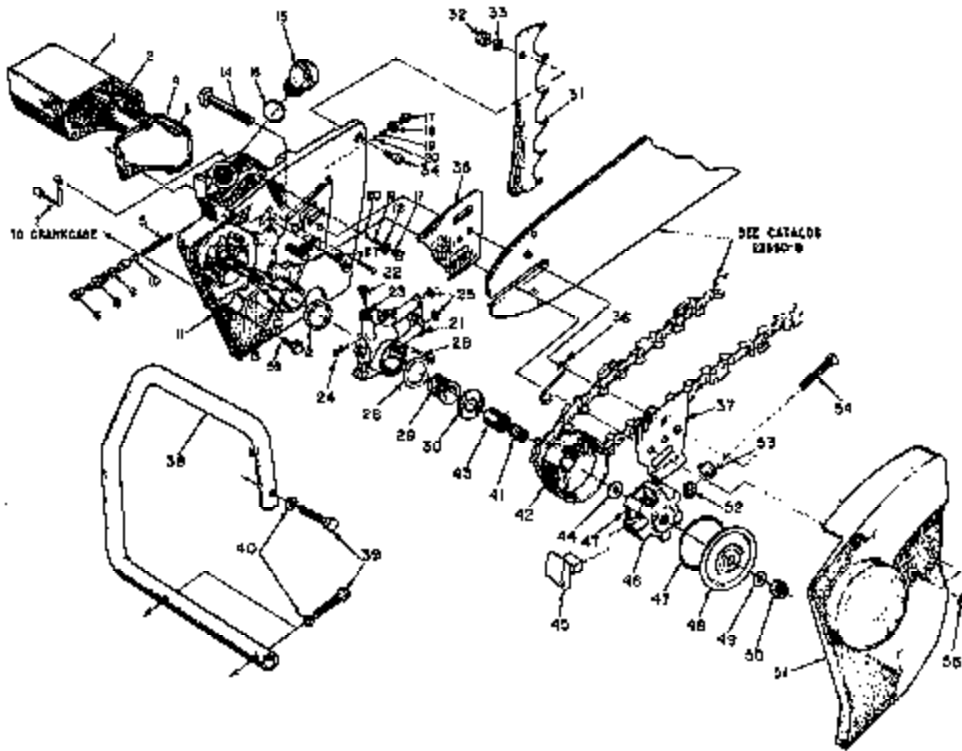


FIGURE 4

ALWAYS FURNISH MODEL AND SERIAL NUMBER WHEN ORDERING PARTS.

# SUPER XP-1020

# SUPER XP-1020 Auto

				SUPER XP	
No.	Description	Part No.	Qty.	NEW	USED
1	RESERVOIR-oil Includes: PIN-cutter (not shown)	A-58941 83901	1 1	x	x
2	FILTER-oil	A-84283	1	x	x
3	LINE-oil pickup LINE-oil pickup	58874 58940-B	1 1	x	x
4	GASKET-reservoir	58842	1	x	x
5	SPRING-plunger	58289	1	x	x
6	CONNECTOR-pump	58857-A	1	x	x
7	LINE ASSY-oil pickup	A-64010	1	x	x
8	PLUNGER-oil pickup	A-57884-10	1	x	x
9	Includes: "Q" RING-shaft	58074	5	x	x
10	"Q" RING-plunger	74088	5	x	x
11	DRIVECASE DRIVECASE	A-84284 A-88483-A1	1 1	x	x
	Includes: TUBE-oil line (not shown)	58023	1	x	x
11A	PLUG ②	58821	1	x	x
12	BEAL	58258-A	1	x	x
13	BEARING-needle	83043	1	x	x
14	BDLT-guide bar	58234	2	x	x
*15	CAP-oil Includes: VALVE-vent (not shown)	A-83717-A 83718	1 1	x	x
16	GASKET	58807	1	x	x
17	CAP-check valve	58358	2	x	x
18	GASKET	58358	2	x	x
19	SPRING-check	58022	2	x	x
20	BALL-check	25227	2	x	x
21	PUMP-automatic oiler	A-84073-A	1	x	x
22	Includes: SCREW-asm	58737	1	x	x
23	GASKET	58738	1	x	x
24	SCREW	80818	2	x	x
25	"Q" RING	80872	2	x	x
26	SEAL-felt	58928	1	x	x
27	SCREW-rd., 5 x 3/4	80790	6	x	x
28	SCREW-hex., 8-32 x 1/2	80688	8	x	x
29	WORM-gear	83893	5	x	x
30	WASHER-thrust	88238	5	x	x
31	KIT-split bumper (Optional for "W") KIT-splined bumper ("W" Units only- Optional for standard units) ③	A-88843 A-83088	5 1	x	x
32	Includes: NUT-hex., 1/4-20	81083	2	x	x
33	WASHER-lock, 1/4	83008	2	x	x
34	SCREW-flat, 1/4-20 x 3/4	80063	2	x	x
35	PLATE-guide bar (inner)	88871-A	1	x	x
36	SPRING-guide bar	84448	1	x	x
37	PLATE-guide bar (outer)	58873-B	1	x	x
*38	HANDLE BAR-bush cut HANDLE BAR-wrap around ("W" Units) ④ HANDLE BAR-wrap around (optional) Includes: SCREW-washer, 5/16-18 x 5 HANDLE BAR-(reversible bow only- optional) ⑤	A-88848-1 A-88822 A-88388 88388-2 A-84727	1 1 1 1 1	x x f x f	x x f x f

				SUPER XP	
No.	Description	Part No.	Qty.	NEW	USED
38	SCREW-hex., 5/16-18 x 1 1/2	80047	8	x	x
40	WASHER-lock, 5/16	83003	3	x	x
41	RACE-inner	86331	1	x	x
42	SPROCKET & DRUM Open Type-.404 pitch, 8 tooth 7/16" pitch, 7 tooth 1/2" pitch, 7 tooth	A-57841 A-88288 A-86813	1 1 1	x f f	x
43	Includes: BEARING-needle SPROCKET & DRUM-splined (not shown) 1/2" pitch, 8 tooth	86330 A-88546	1 1	x f	x
	Includes: SPROCKET RACE-inner BEARING-needle (omit cage)	87017 86348 86388	1 1 1	f f f	x
44	WASHER-thrust	88132	1	x	x
45	SCREW-clutch	58079-3	8	x	x
46	SPIDER-clutch	68848-2	1	x	x
47	SPRING-clutch	55123-C	2	x	x
48	COVER-clutch	88238-A	1	x	x
49	WASHER-flat	84027	1	x	x
50	NUT-hex., 3/8-24	83132	1	x	x
51	COVER-drivecase COVER-drivecase	A-84074 A-88688-1	1 1	x x	x
52	Includes: NUT-5/16-18 PIN-adjusting	83123 88613-1	1 1	x x	x
54	SCREW-rd., 5/16-18 x 2	80617	1	x	x
55	NUT-hex., 3/8-16	81088-2	2	x	x
56	SCREW-hex., 12-24 x 3/4	80887	2	x	x
57	WASHER-flat	84010-1	1	x	x
58	WASHER-thrust	88188-1	1	x	x
59	SPROCKET & DRUM Open Type-.404 pitch, 7 tooth 7/16" pitch, 7 tooth 1/2" pitch, 8 tooth	A-57844 A-88377 A-88013	1 1 1	x f f	x
60	Includes: BEARING-needle "Splined" Type-not shown DRUM & HUB ⑥	88604 880516 88984	1 1 1	f f f	x
	Includes: BEARING-needle SPROCKET-splined Rim Type-.404 pitch, 7 tooth 7/16" pitch, 7 tooth 1/2" pitch, 7 tooth	880516 88984 880518 8870514 880512	1 1 1 1 1	f f f f f	x
61	RACE-inner	84001	1	x	x
62	WASHER-thrust	88080-1	1	x	x
63	SPIDER-clutch	88848-1	1	x	x
64	COVER-clutch	88010-A	1	x	x
	Not Shown ("W" Units only) PLATE-guard ⑦ PLATE-guard ⑧	88880-1 84028-1	1 1	x x	x

\*Denotes new part

f Optional

- ① 80883-Borew (5/16-18 x 1/8 flat) (1) must be used with A-84727 Handle Bar.
- ② #88621 Plug, in Drivecase channel, must be removed before Automatic Oiler Kit (accessory) can be installed.
- ③ #A88822 Handle Bar required A-83088 Bumper Kit and either 83388-I Plate, Guard, or 84028-1 Plate, Guard.
- ④ "Splined" Drum & Hub requires one of "Splined" sprockets listed.

**ACCESSORIES**

- A-88871 AUTOMATIC OILER KIT - .404 pitch, 7 tooth
- A-88882 AUTOMATIC OILER KIT - 7/16" pitch, 7 tooth
- A-83341 AUTOMATIC OILER KIT - 1/2" pitch, 6 tooth

ALWAYS FURNISH MODEL AND SERIAL NUMBER WHEN ORDERING PARTS.

**SUPER  
XP-1130-1 Auto**

**SUPER  
XP-1130-2 Auto**

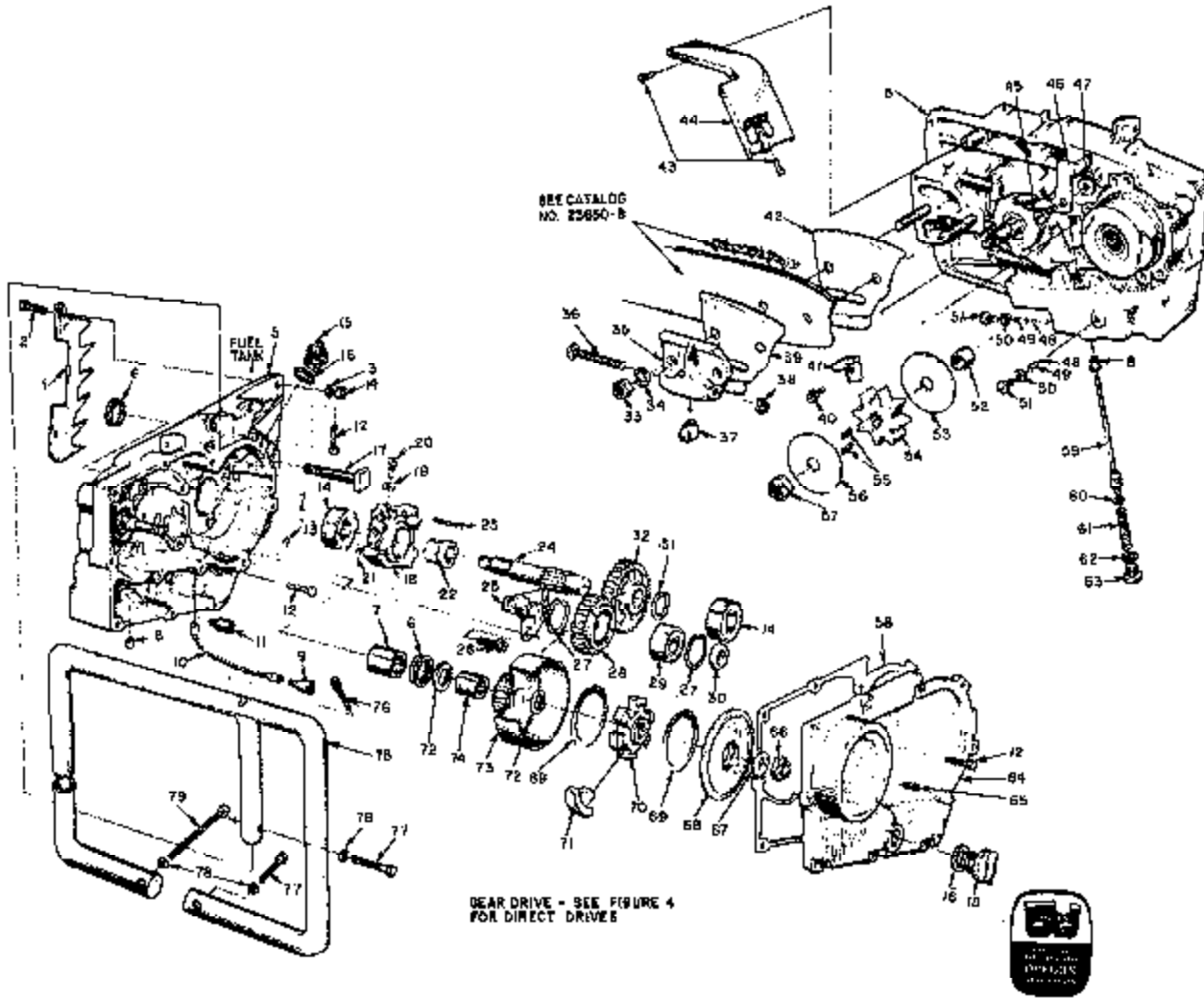


FIGURE 5

ALWAYS FURNISH MODEL AND SERIAL NUMBER WHEN ORDERING PARTS.



## SUPER XP-1130-1 Auto

## SUPER XP-1130-2 Auto

SUPER XP-1130-1				SUPER XP-1130-2				
No.	Description	Part No.	Qty.	No.	Description	Part No.	Qty.	
* 1	3/16" electrical bumper	A-05138	1	x	41	INFLATOR - rod	68310	1
* 1	3/16" electrical bumper ("W" Units only)	A-H3412	1	x	42	PLATE - guide bar (inner)	68806	1
2	Includes: SCREW - hex, 1/4-20 x 3/4	80918-1	2	x	43	SCREW - hex, 1/8-24 x 3/8	80487	3
	SCREW - hex, 1/4-20 x 7/8				44	CHAFF - chain	A-08296	1
	("W" Units only)	80181-3	2	x	*	Includes: DEFLECTOR - sawdust (not shown)		
3	WASHER - lock, 1/4	83008	2	x		68916	1	
4	NUT - 1/4-20	81003	2	x		86136	3	
5	TRIGGER - gear	A-88398-C	1	x	45	SCREEN - pivot	80501	1
6	Includes: BRG	58658-A	2	x	46	BELLCRANK	09598	1
7	SPARING - needle	78147-6	1	x	47	WASHER - thrust	68108	1
8	BUSHING - rod	58004	1	x	48	BALL - check	36587	2
	FLUSH - (not shown)	58582	1	x	49	SPRING - check valve	69082	2
9	FILTER - oil (auto.)	A-04808	1	x	50	CARTRIDGE - check valve cap	08598	2
10	LINK - oil	60674	1	x	51	CLIP - check valve	88239	2
11	FILTER - oil (manual)	A-H3110	1	x	52	SPACER - sprocket	88994	1
12	SCREW - hex, 1/8-24 x 3/4	80819	17	x	53	WASHER - sprocket (inner)	68074	1
13	"O" RING	80072	8	x	54	SPROCKET - 8 tooth, 1/2" pitch	88888-3	1
14	WASHER - ball	75107-R	2	x		7 tooth, 0/18" pitch	24481-1	1
* 15	CLIP - idler (revised)	A-05717-A	2	x	55	KEY - sprocket	88076-1A	2
16	Includes: CARTRIDGE	66607	2	x	56	WASHER - sprocket (outer)	68077	1
	VALVE - vent (not shown)	68718	3	x	57	NUT - 1/2-20	81107	1
17	BOLT - guide bar	88834	3	x	58	CARTRIDGE - gear housing cover	88134	1
* 18	MOUNT - automatic idler	A-83098	1	x	59	FLUXER - oil pump	A-88112	1
19	Includes: CARTRIDGE	58736	1	x	60	Includes: "O" RING	74388	1
20	SCREW - cam	58227	1	x	61	SPRING	88283	1
21	SCREW - pan, 4-40 x 1/4	80819	2	x	62	WASHER	68138	1
22	WORM - gear	88084-A	1	x	63	CLIP	68136	1
23	SCREW - hex, 8-42 x 1/8	80005	3	x	64	COVER - gear housing	68037-2	1
24	SHAFT - sprocket	88277-A	1	x	65	PLUG - pin	84037	1
25	POST - idler gear	68268-1A	1	x	66	NUT - 3/8-24	81192	1
26	SCREW - shoulder, 1/4-20	88407	3	x	67	WASHER - cover retaining	68038	1
27	RING - retaining	28822	2	x	68	COVER - clutch	68039	1
28	GEAR - idler	68260	1	x	69	SPRING - clutch	68123-C	2
29	BEARING - ball	72328-8	1	x	70	SPIDER - clutch	68847-1	1
30	NUT - idler gear	87780-A	1	x	71	ROPE - motor	A-68088	6
31	RING - retaining	89104	1	x	72	WASHER - thrust	68188	2
32	GEAR - driven, 2:1 ratio, 48 teeth ("W" only)	88228-1	1	x	73	DRUM - clutch w/gear	A-68128	1
	3:1 ratio, 64 teeth	88226-1	1	x	74	BEARING - sleeve	88088	1
33	NUT - 3/8-28	81088-2	2	x	* 75	HANDLE BAR - wrap around	A-68327-1	1
34	WASHER - lock, 3/8	88018	2	x		HANDLE BAR - wrap around	A-68326	1
	PLATE - adjusting	A-08081	1	x		HANDLE BAR - wrap around (over sized)	A-64468-1	1
35	Includes: PLATE	66661-2	1	x		Includes: SCREW - socket, 5/16-18 x 1"	88508-2	2
36	SCREW - rd, 5/16-18 x 2	80617	1	x	76	SCREW - hex, 5/16-18 x 1 1/2	80087	2
37	PIN	85558-1	1	x	77	WASHER - lock, 1/16	89003	3
38	NUT - hex lock	81123	1	x	78	SCREW - hex, 1/16-18 x 3/4	80888	1
39	PLATE - guide bar (outer)	88987-A	1	x				
40	SCREW - hex, 10-24 x 3/8	80888-1	1	x				

\* Denotes new part

/ Optional

- ① Check number of teeth on driven gear before ordering. Position of idler post shown for 2:1 gear ratio, mount on other pad for 3:1 gear ratio.
- ② Units with idler post mounting screw holes drilled through gear housing use 88407 Shoulder Screw, all others use 88407-1 Shoulder Screw.

### SPECIAL TOOLS available on order

A-22927-3	WRENCH - combination	28893	SLEEVE - shaft (driveway)
88474	PLUG - needle bearing (main rod)	A-40384	REMOVER - spider
23524	WRENCH - socket screw (ball, tool)	A-28960	TOOL - piston pin remover
88286	PISTON - snap ring (piston)	A-24028	REMOVER
28138	BODY - assembly	28878	TOOL - driveway bearing (1020 series)
28283-3	ADAPTER - main bearing	28138	TOOL - clutch drum bearing (1020 series)
A-28872	JACKSCREW	28810	PLUG - ball bearing and seal (1130 series)
88890	PLATE - shaft aligning	23766	TOOL - sprocket locking (1130 series)
88123-1	PLUG - seal assembly	23841-3	PLUG - needle bearing (1130 series)
24072	PLUG - driveway seal	23224	PLUG - sprocket shaft bearing (1130 series)
		24424	PLUG - clutch drum bearing

#### DECAL

REPLACEMENT DECAL 88292 composed of "DIRECT DRIVE", "GEAR DRIVE", "SPARKING INSTRUCTIONS", and two "COMBLETE" (letters 1/8" and 1/4" high).

#### PAINT

22771 SPRAY CAN - red  
22849 SPRAY CAN - green

ALWAYS FURNISH MODEL AND SERIAL NUMBER WHEN ORDERING PARTS.

**HOMELITE**  
A Textron DIVISION • PORT CHESTER, NEW YORK

**PART No. 24084**  
**169**

Printed in U.S.A.