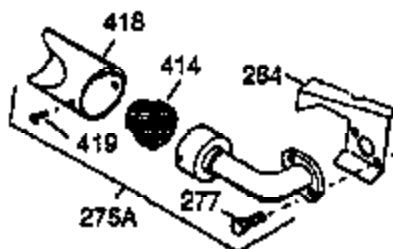




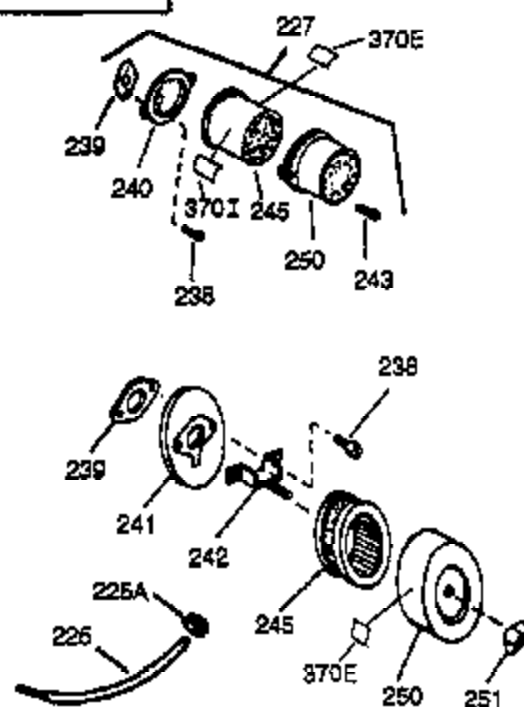
Ref #	Part Number	Qty	Description
1	34096C		Cylinder (Cl liner)(3-5/16")(Incl.2,20,41,43,72 & 119)
2	27652		Pin, Dowel
4	30968		Nipple, Oil drain
5	30969		Cap, Oil drain
15A	30700		Yoke, Governor
15B	650494		Screw, 6-40 x 5/16"
15	30699C		Rod Assy., Governor (Incl. 15A & 15B)
16	33454		Governor Lever Assy.
17	29916		Clamp, Governor lever
18	650548		Screw, 8-32 x 5/16"
20	32630		Seal, Oil
25	29536		Blower Housing Baffle (Without electric starter knockout) (Use as required)
25	35256A		Blower Housing Baffle (With electric starter knockout) (Use as required)
26	650561		Screw, 1/4-20 x 5/8"
30	33719B		Crankshaft (Incl. 108 & 109)
35	29826		Screw, 10-32 x 3/4"
36	29918		Lockwasher, #8 E.T.
37	29216		Locknut, 10-32
37A	30322		Nut & Lockwasher, 8-32
38	29642		Ring, Retaining
40	34543		Piston, Pin & Ring Set (Std.) (3-3/16 ")
40	34544		Piston, Pin & Ring Set (.010" OS)
40	34545		Piston, Pin & Ring Set (.020" OS)
41	34031B		Piston & Pin Ass'y. (Std.)(3-3/16")(I ncl.43)
41	34032B		Piston & Pin Ass'y. (.010" OS) (Incl. 43)
41	34033B		Piston & Pin Ass'y. (.020" OS) (Incl. 43)
42	34037		Ring Set (Std.) (3-3/16" Bore)
42	34038		Ring Set (.010" OS)
42	34039		Ring Set (.020" OS)
43	27888		Ring, Piston Pin retaining
45	32591C		Rod Assy., Connecting (Incl. 46, 47 & 49)
46	650662C		Bolt, Connecting rod (2 pieces)
47	650662C		Bolt, Connecting rod (2 pieces)
48	34034		Lifter, Valve
49	34242		Dipper, Oil
50	34143		Camshaft (MCR)
60	33273A		Extension, Blower housing
61	34126		Bracket, Grommet mounting
62	650760		Screw, 8-32 x 3/8"
63	28545		Grommet, Plastic
65	650128		Screw, 10-24 x 1/2"
69	35262		* Gasket, Flange
70	33367B		Cover, Cylinder (Incl. 71, 75 & 80)
71	33368		Bushing, Crankshaft
72	27642		Plug, Oil drain
75	31950		Seal, Oil
80	31845		Shaft, Mechanical governor
81	30590A		Washer, Flat
82	30591		Gear Assy., Governor (Incl. 81)
83	30588A		Spool, Governor
84	29193		Ring, Retaining
86	650833		Screw, 1/4-20 x 1-3/16 (Use as requir ed)
87	650832		Screw, 1/4-20 x 1-11/16" (Use as requ ired)
89	32589		Key, Flywheel
92	650815		Washer, Belleville

Ref #	Part Number	Qty	Description
93	8116		Nut, Hex
101	610118		Cover, Spark plug
103	650489		Screw, 1/4-20 x 5/8"
108	29783		Pin, Crankshaft gear (Only serviceable when gear is pinned to crank.)
109	33245		Gear, Crankshaft
110	34240		Ground Wire
119	34041A		* Gasket, Cylinder head
120	34030A		Head, Cylinder
125	27878A		Exhaust Valve (Std.) (Incl. 151)
125	27880A		Exhaust Valve (1/32" OS) (Incl. 151)
126	34035		Intake Valve (Std.) (Incl. 151)
126	34036		Intake Valve (1/32" OS) (Incl. 151)
127	650691		Washer (Do not use with No. 6021A screw.)
128	650690		Washer, Belleville (Use as required)
129	650727		Screw, 5/16-18 x 1-3/4 (Use as required)
130	6021A		Screw, 5/16-18 x 1-1/2" (Use as required, but do not use No. 650691 washer.)
130	650711		Screw, 5/16-18 x 1-5/8" (Use as required) (Can use 6021A but discard 650691 washer.)
130	650694A		Screw, 5/16-18 x 2" (Use as required)
131A	650713		Screw, 5/16-18 x 5/8"
131	650737		Screw, 1/4-20 x 1/2" (Use as required)
131	650738		Screw, 1/4-20 x 5/8 (Use as required)
133	650890		Washer, Internal Lock
135	33636		Resistor Spark Plug
139	33369		Bracket, Governor gear
140	650836		Screw, 10-24 x 1/2"
149	27882		Cap, Upper valve spring
150	27881		Spring, Valve
151	32581		Cap, Lower valve spring
169	27896A		* Gasket, Breather
170	28423		Body, Breather
171	28424		Element, Breather
172	28425		Cover, Breather
173	35350		Tube, Breather
174	650128		Screw, 10-24 x 1/2"
178	29752		Nut & Lockwasher, 1/4-28
182	30088A		Screw, 1/4-28 x 1"
184	33263		* Gasket, Carburetor
185	33877		Pipe, Intake
186	33371		Link, Governor lever
203	31342		Spring, Compression
204	650549		Screw, 5-40 x 7/16"
207	33878		Link, Governor lever-to-throttle
210	27793		Clip, Conduit
211	28942		Screw, 10-32 x 3/8"
222A			Pop Rivet (Can be purchased locally)
223	650378		Screw, Torx T-30, 5/16-18 x 1-1/8"
224	27915A		* Gasket, Intake pipe
260	34145		Blower Housing (For electric starter)
261	650788		Screw, 5/16-18 x 3/4"
262	29747B		Screw, 5/16-24 x 21/32"
265	33272B		Cover, Cylinder head
275	33280A		Muffler
276	31588		Plate, Muffler locking

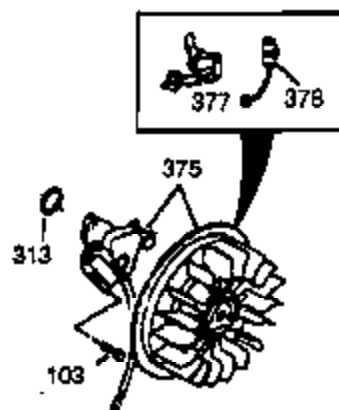
Ref #	Part Number	Qty	Description
276	35741		Plate, Muffler locking
277	650729		Screw, 5/16-18 x 3-3/16" (Use as required)
277	651002		Screw, 5/16-18 x 4-1/4" (Use as required)
281	33013		Cover, Starter bubble
282	650760		Screw, 8-32 x 7/16"
285A	33662		Hub & Screen Assy.
287	29752		Nut, 1/4-28
290	29774		Fuel Line (Braided 8-1/4")(21cm)(As required)
290	30962		Fuel Line (Braided 32")(80cm)(As required)
291	30705		Fuel Line (Braided 16")(40cm)(As required)
292	26460		Fuel Line Clamp (Use as required)
298	650665		Screw, 1/4-15 x 7/8"
300	34156A		Fuel Tank (Incl. 292 & 301) NOTE: These tanks were built with different size fuel inlet openings. Tanks with the 1-3/16" I.D. opening use fuel cap 34210. Tanks with the 1-1/2" I.D. opening use fuel cap 35355.
301A	410144B		Fuel Cap (White Plastic)(Standard) (Use as required) (1.5" I.D.)
301A	33032		Fuel Cap (Red Plastic) (Spurt Resistant, Low Profile) (Use as required) (1.5" I.D.)
301A	34210		Fuel Cap (Red Plastic) (Spurt Resistant, High Profile) (Use as required) (1.5" I.D.)
301A	35355		Fuel Cap (Red Plastic)(1.75" I.D.)
306	29673		* Gasket, Oil filler
310	31297		Dipstick (Incl. 307)
336	650765		Screw, 10-32 x 1/2"
337	34140		Cover, Carburetor
338	28942		Screw, Sems 10-32 x 3/8"
338A	31291		Plug, Cover
340	34154		Plate, Upper fuel tank mtg.
341	34155		Bracket, Lower fuel tank mtg.
342	650561		Screw, 1/4-20 x 5/8"
359	34141		Guard, Starter
360	32576		Seal, Snow Guard
365	650767		Screw, 8-32 x 27/64"
370A	550223		Decal, Name
370C	34415		Decal, Choke
370D	34144		Decal, Primer
370	34346		Decal, Instruction
370	35274		Decal, Instruction
379	631021		Inlet Needle, Seat & Clip Assy.
380	631917		Carburetor (Incl. 184 & 379) (Refer to Division 5, Section A, page 138 for breakdown or Grid E-1)
400	33279G		* Gasket Set (Incl. items marked *)
420	730225		SAE 30 4-Cycle Engine Oil (Quart)
421	730226		SAE 5W30 4-Cycle Engine Oil (Quart)
422	35824		Muffler Optional



Ref #	Part Number	Qty	Description
37A	30322		Nut & Lockwasher, 8-32
62	650760		Screw, 8-32 x 3/8"
63	28545		Grommet, Plastic
129	650727		Screw, 5/16-18 x 1-3/4 (Use as required)
131A	650713		Screw, 5/16-18 x 5/8"
131	650737		Screw, 1/4-20 x 1/2" (Use as required)
131	650738		Screw, 1/4-20 x 5/8 (Use as required)
222A			Pop Rivet (Can be purchased locally)
274	35865		Gasket, Exhaust
275	33280A		Muffler
277	650729		Screw, 5/16-18 x 3-3/16" (Use as required)
277	651002		Screw, 5/16-18 x 4-1/4" (Use as required)
285A	33662		Hub & Screen Assy.
290	29774		Fuel Line (Braided 8-1/4")(21cm)(As required)
290	30962		Fuel Line (Braided 32")(80cm)(As required)
292	26460		Fuel Line Clamp (Use as required)
298	650665		Screw, 1/4-15 x 7/8"
300	34156A		Fuel Tank (Incl. 292 & 301) NOTE: These tanks were built with different size fuel inlet openings. Tanks with the 1-3/16" I.D. opening use fuel cap 34210. Tanks with the 1-1/2" I.D. opening use fuel cap 35355.
301A	410144B		Fuel Cap (White Plastic)(Standard) (Use as required) (1.5" I.D.)
301A	33032		Fuel Cap (Red Plastic) (Spurt Resistant, Low Profile) (Use as required) (1.5" I.D.)
301A	34210		Fuel Cap (Red Plastic) (Spurt Resistant, High Profile) (Use as required) (1.5" I.D.)
301A	35355		Fuel Cap (Red Plastic)(1.75" I.D.)
306	29673		* Gasket, Oil filler
337	34140		Cover, Carburetor
338A	31291		Plug, Cover
341	34155		Bracket, Lower fuel tank mtg.
342	650561		Screw, 1/4-20 x 5/8"
351	32180C		Line, Primer
370D	34144		Decal, Primer
414	33323		Opt. Muffler Screen (Mini-Bike application)
415	730130		Kit, Exhaust adapter (Incl. 274 & 277)
418	33700		Cover & Tube, Muffler (use as required)
419	650578		Screw, 8-18 x 3/8" (use as required)
421	730226		SAE 5W30 4-Cycle Engine Oil (Quart)
422	35824		Muffler Optional



Ref #	Part Number	Qty	Description
37A	30322		Nut & Lockwasher, 8-32
129	650727		Screw, 5/16-18 x 1-3/4 (Use as required)
131	650737		Screw, 1/4-20 x 1/2" (Use as required)
131	650738		Screw, 1/4-20 x 5/8 (Use as required)
131A	650713		Screw, 5/16-18 x 5/8"
200A	34101A		Control Bracket (Incl. 19, 203, 204 & 206)
200B	730152		Control Bracket (Incl. 1158-1171)(As required)
203	31342		Spring, Compression
204	650549		Screw, 5-40 x 7/16"
210	27793		Clip, Conduit
211	28942		Screw, 10-32 x 3/8"
222A			Pop Rivet (Can be purchased locally)
227	730127		Air Cleaner Assy. (Incl. 238, 239, 242, 246, 250) (Use as required)
285A	33662		Hub & Screen Assy.
290	29774		Fuel Line (Braided 8-1/4")(21cm)(As required)
290	30962		Fuel Line (Braided 3/2")(80cm)(As required)
291	30705		Fuel Line (Braided 1/2")(40cm)(As required)
293	33715		Impulse Fuel Pump NOTE: 34385 and 33715 (WIP)pumps are replaced by 35813 and 35800 (WIP) pumps. The 33010 (3000 series) repair kit is still available. The 35791 repair kit is used with the 35813 and 35800 fuel pumps.
294	35791		Fuel Pump Repair Kit NOTE: 34385 and 33715 (WIP)pumps are replaced by 35813 and 35800 (WIP) pumps. The 33010 (3000 series) repair kit is still available. The 35791 repair kit is used with the 35813 and 35800 fuel pumps.
301A	410144B		Fuel Cap (White Plastic)(Standard) (Use as required) (1.5" I.D.)
301A	33032		Fuel Cap (Red Plastic) (Spurt Resistant, Low Profile) (Use as required) (1.5" I.D.)
301A	34210		Fuel Cap (Red Plastic) (Spurt Resistant, High Profile) (Use as required) (1.5" I.D.)
301A	35355		Fuel Cap (Red Plastic)(1.75" I.D.)
303	32958		Fitting, Fuel
306	29673		* Gasket, Oil filler
336	650765		Screw, 10-32 x 1/2"
337	34140		Cover, Carburetor
338A	31291		Plug, Cover
364	33377		Bracket, Carburetor cover mtg.
365	650767		Screw, 8-32 x 27/64"
370	34346		Decal, Instruction
370	35274		Decal, Instruction
370C	34415		Decal, Choke
370D	34144		Decal, Primer
370E	34414		Decal, Warning
421	730226		SAE 5W30 4-Cycle Engine Oil (Quart)
422	35824		Muffler Optional
1158	33374		Spring Extension
1159	30312		Screw, 10-32 x 1/2"
1160	28820		Screw, 10-32 x 1/2"
1160	27070		Lockwasher
1182	34138		Bracket, Choke wire
1183	34139		Control, Choke wire
1184	650257		Screw, 8-32 x 5/16"
1185	33816		Hub & Screen Assy.



Ref #	Part Number	Qty	Description
1	34096C		Cylinder (CI liner)(3-5/16")(Incl.2,20,41,43,72 & 119)
2	27652		Pin, Dowel
37A	30322		Nut & Lockwasher, 8-32
72	27642		Plug, Oil drain
101	610118		Cover, Spark plug
103	650489		Screw, 1/4-20 x 5/8"
129	650727		Screw, 5/16-18 x 1-3/4 (Use as required)
131A	650713		Screw, 5/16-18 x 5/8"
131	650737		Screw, 1/4-20 x 1/2" (Use as required)
131	650738		Screw, 1/4-20 x 5/8 (Use as required)
169	27896A		* Gasket, Breather
170	28423		Body, Breather
171	28424		Element, Breather
172	28425		Cover, Breather
173	35350		Tube, Breather
174	650128		Screw, 10-24 x 1/2"
178	29752		Nut & Lockwasher, 1/4-28
207	33878		Link, Governor lever-to-throttle
222A			Pop Rivet (Can be purchased locally)
275B	391026		Muffler (Incl. 284, 284A & 416) (This spark arrester muffler can be used on any model.)
275	33280A		Muffler
276	31588		Plate, Muffler locking
276	35741		Plate, Muffler locking
277	650729		Screw, 5/16-18 x 3-3/16" (Use as required)
277	651002		Screw, 5/16-18 x 4-1/4" (Use as required)
285A	33662		Hub & Screen Assy.
301A	410144B		Fuel Cap (White Plastic)(Standard) (Use as required) (1.5" I.D.)
301A	33032		Fuel Cap (Red Plastic) (Spurt Resistant, Low Profile) (Use as required) (1.5" I.D.)
301A	34210		Fuel Cap (Red Plastic) (Spurt Resistant, High Profile) (Use as required) (1.5" I.D.)
301A	35355		Fuel Cap (Red Plastic)(1.75" I.D.)
306	29673		* Gasket, Oil filler
313A	33876		Gasket, Stator (Used only on Std. point ign.)
337	34140		Cover, Carburetor
338A	31291		Plug, Cover
370D	34144		Decal, Primer
375	610848		Magneto (w/ring gear for 120 Volt starter) NOTE: The complete magneto is not available as an assembly. Themagneto number is shown for reference purpose only. Order component parts individually, as shown in parts list. (Refer to Division 5, Section B, page 28 for breakdown or Fiche 18B, Grid F-1
377	30547A		Breaker Points (Use with Std. point ign.)
378	30548B		Condenser
380	631917		Carburetor (Incl. 184 & 379) (Refer to Division 5, Section A, page 138 for breakdown or Grid E-1)
421	730226		SAE 5W30 4-Cycle Engine Oil (Quart)
422	35824		Muffler Optional