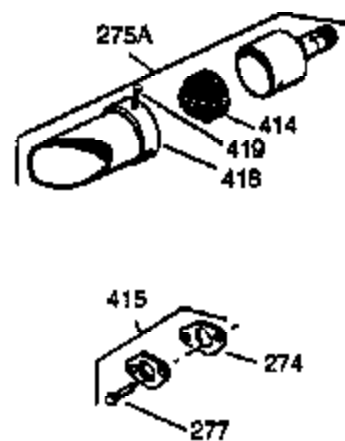
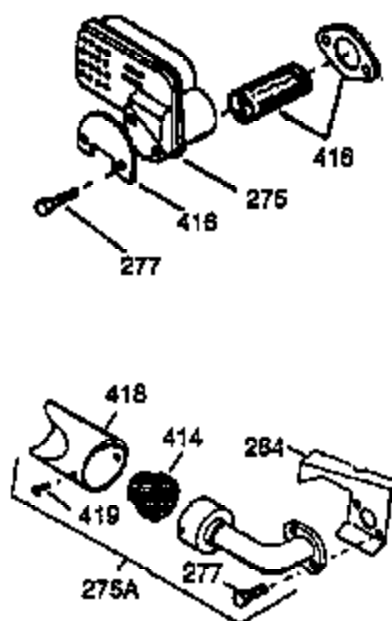
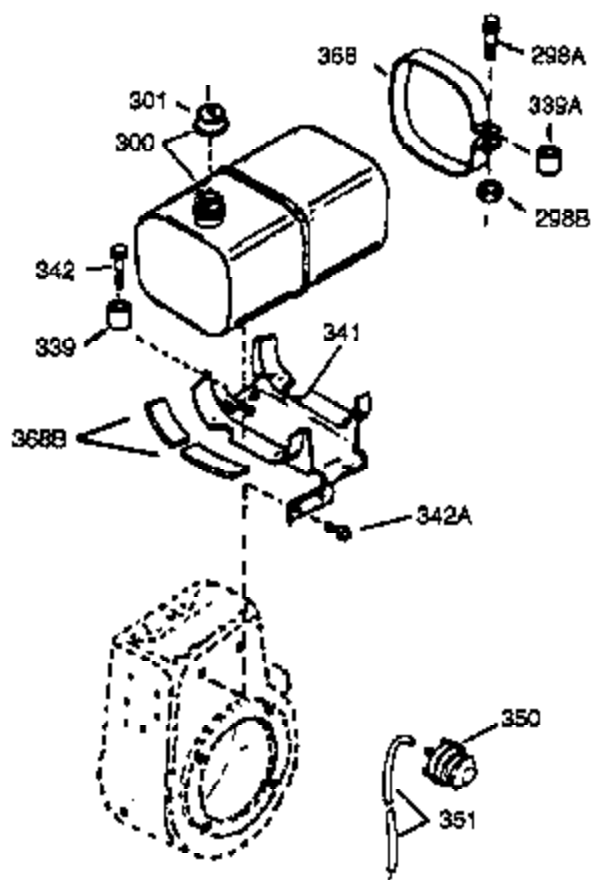
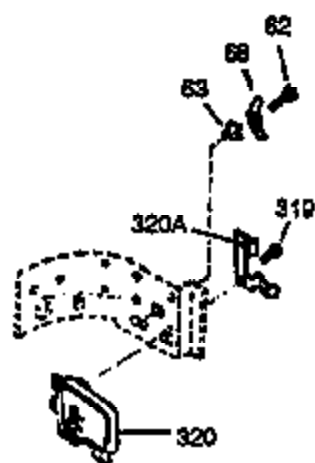
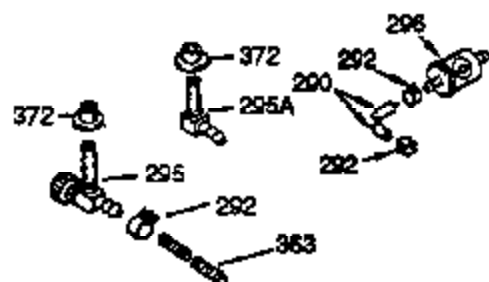
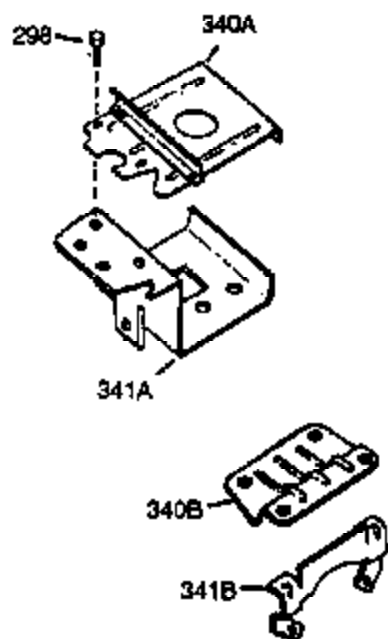


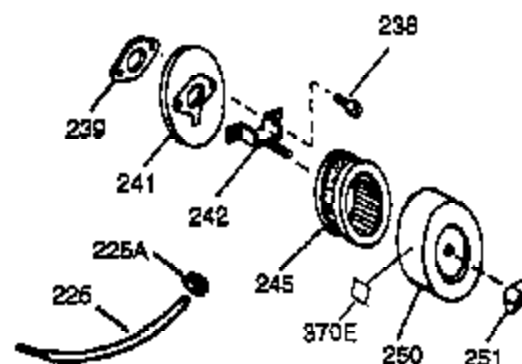
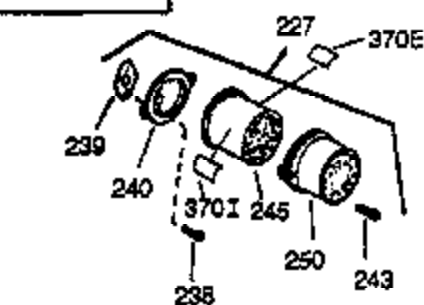
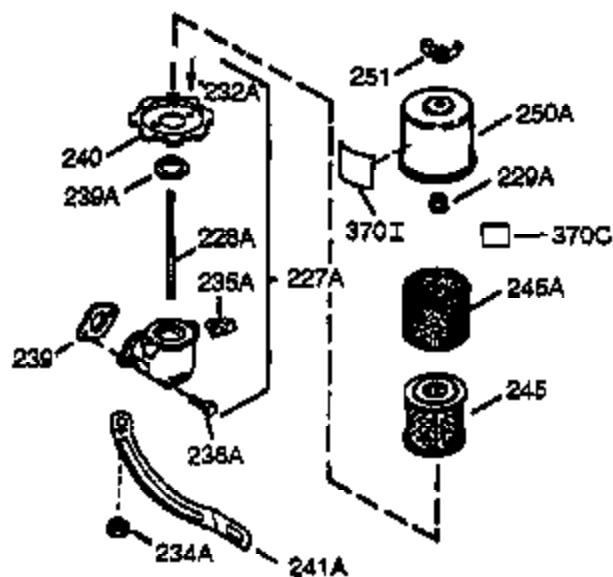
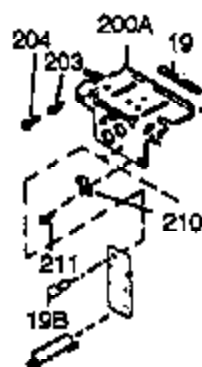
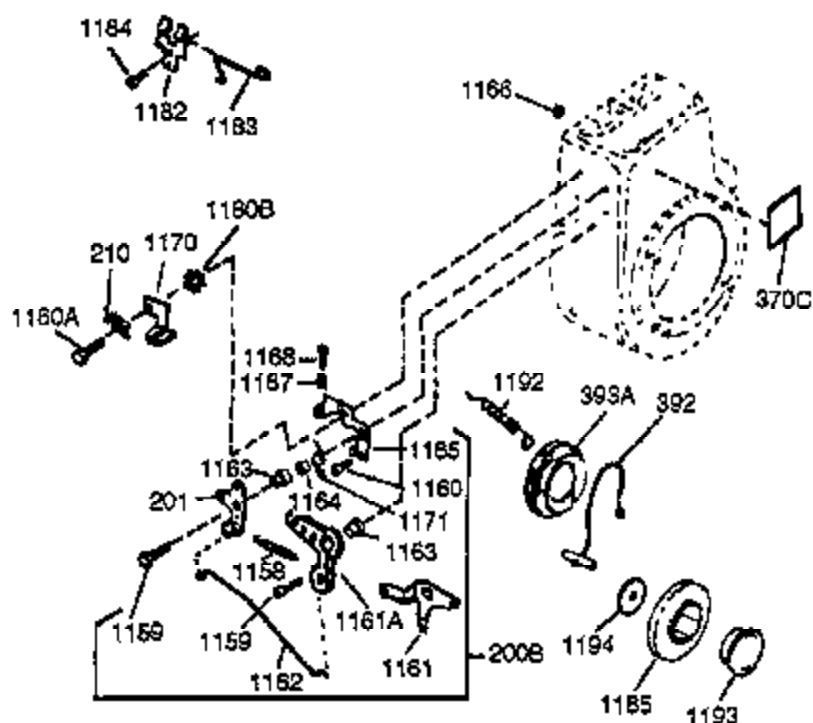
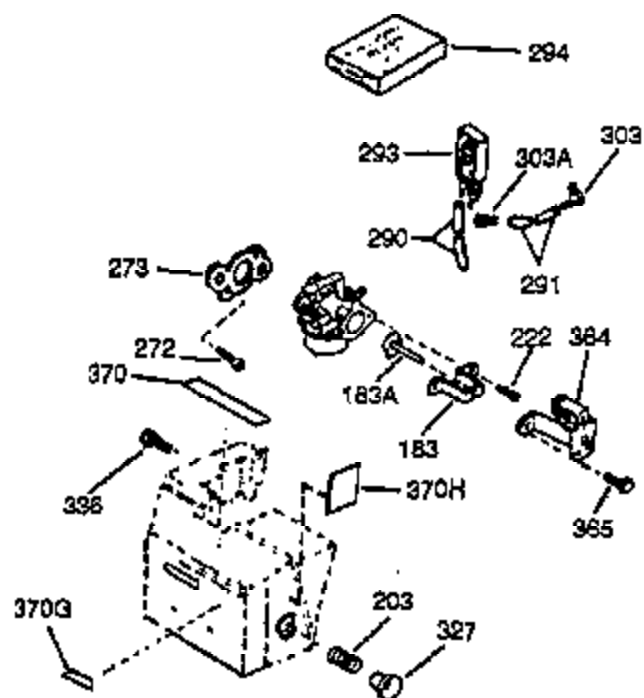
| Ref # | Part Number | Qty | Description |
|-------|-------------|-----|--|
| | 1 34096C | | Cylinder (CI liner)(3-5/16")(Incl.2,20,41,43,72 & 119) |
| | 2 27652 | | Pin, Dowel |
| | 3 650820 | | Screw, 1/4-20 x 1/2" |
| | 4 32678 | | Nipple, Oil drain |
| | 5 30969 | | Cap, Oil drain |
| | 15 30699C | | Rod Assy., Governor (Incl. 15A & 15B) |
| | 15A 30700 | | Yoke, Governor |
| | 15B 650494 | | Screw, 6-40 x 5/16" |
| | 16 33454 | | Governor Lever Assy. |
| | 17 29916 | | Clamp, Governor lever |
| | 18 650548 | | Screw, 8-32 x 5/16" |
| | 20 32630 | | Seal, Oil |
| | 25 29536 | | Blower Housing Baffle (Without electric starter knockout) (Use as required) |
| | 25 35256A | | Blower Housing Baffle (With electric starter knockout) (Use as required) |
| | 26 650561 | | Screw, 1/4-20 x 5/8" |
| | 30 33365B | | Crankshaft (Incl. 108 & 109) |
| | 35 29826 | | Screw, 10-32 x 3/4" |
| | 36 29918 | | Lockwasher, #8 E.T. |
| | 37A 30322 | | Nut & Lockwasher, 8-32 |
| | 37 29216 | | Locknut, 10-32 |
| | 38 29642 | | Ring, Retaining |
| | 40 34543 | | Piston, Pin & Ring Set (Std.) (3-3/16 ") |
| | 40 34544 | | Piston, Pin & Ring Set (.010" OS) |
| | 40 34545 | | Piston, Pin & Ring Set (.020" OS) |
| | 41 34031B | | Piston & Pin Ass'y. (Std.)(3-3/16")(I ncl.43) |
| | 41 34032B | | Piston & Pin Ass'y. (.010" OS) (Incl. 43) |
| | 41 34033B | | Piston & Pin Ass'y. (.020" OS) (Incl. 43) |
| | 42 34037 | | Ring Set (Std.) (3-3/16" Bore) |
| | 42 34038 | | Ring Set (.010" OS) |
| | 42 34039 | | Ring Set (.020" OS) |
| | 43 27888 | | Ring, Piston Pin retaining |
| | 45 32591C | | Rod Assy., Connecting (Incl. 46, 47 & 49) |
| | 46 650662C | | Bolt, Connecting rod (2 pieces) |
| | 47 650662C | | Bolt, Connecting rod (2 pieces) |
| | 48 34034 | | Lifter, Valve |
| | 49 34242 | | Dipper, Oil |
| | 50 34143 | | Camshaft (MCR) |
| | 60 33273A | | Extension, Blower housing |
| | 61 34126 | | Bracket, Grommet mounting |
| | 62 650760 | | Screw, 8-32 x 3/8" |
| | 63 28545 | | Grommet, Plastic |
| | 65 650128 | | Screw, 10-24 x 1/2" |
| | 69 35262 | | * Gasket, Flange |
| | 70 33367B | | Cover, Cylinder (Incl. 71, 75 & 80) |
| | 71 33368 | | Bushing, Crankshaft |
| | 72 27642 | | Plug, Oil drain |
| | 75 31950 | | Seal, Oil |
| | 80 31845 | | Shaft, Mechanical governor |
| | 81 30590A | | Washer, Flat |
| | 82 30591 | | Gear Assy., Governor (Incl. 81) |
| | 83 30588A | | Spool, Governor |
| | 84 29193 | | Ring, Retaining |
| | 86 650833 | | Screw, 1/4-20 x 1-3/16 (Use as requir ed) |
| | 87 650832 | | Screw, 1/4-20 x 1-11/16" (Use as requ ired) |
| | 89 32589 | | Key, Flywheel |

| Ref # | Part Number | Qty | Description |
|-------|-------------|-----|--|
| | 92 650815 | | Washer, Belleville |
| | 93 8116 | | Nut, Hex |
| | 101 610118 | | Cover, Spark plug |
| | 103 650516 | | Screw, 1/4-20 x 1-1/8" |
| | 108 29783 | | Pin, Crankshaft gear (Only serviceable when gear is pinned to crank.) |
| | 109 33245 | | Gear, Crankshaft |
| | 110 34240 | | Ground Wire |
| | 119 34041A | | * Gasket, Cylinder head |
| | 120 34030A | | Head, Cylinder |
| | 125 27878A | | Exhaust Valve (Std.) (Incl. 151) |
| | 125 27880A | | Exhaust Valve (1/32" OS) (Incl. 151) |
| | 126 34035 | | Intake Valve (Std.) (Incl. 151) |
| | 126 34036 | | Intake Valve (1/32" OS) (Incl. 151) |
| | 127 650691 | | Washer (Do not use with No. 6021A screw.) |
| | 128 650690 | | Washer, Belleville (Use as required) |
| | 129 650727 | | Screw, 5/16-18 x 1-3/4 (Use as required) |
| | 130 6021A | | Screw, 5/16-18 x 1-1/2" (Use as required, but do not use No. 650691 washer.) |
| | 130 650711 | | Screw, 5/16-18 x 1-5/8" (Use as required) (Can use 6021A but discard 650691 washer.) |
| | 130 650694A | | Screw, 5/16-18 x 2" (Use as required) |
| | 131 650737 | | Screw, 1/4-20 x 1/2" (Use as required) |
| | 131 650738 | | Screw, 1/4-20 x 5/8 (Use as required) |
| | 131A 650713 | | Screw, 5/16-18 x 5/8" |
| | 133 650890 | | Washer, Internal Lock |
| | 135 33636 | | Resistor Spark Plug |
| | 139 33369 | | Bracket, Governor gear |
| | 140 650836 | | Screw, 10-24 x 1/2" |
| | 149 27882 | | Cap, Upper valve spring |
| | 150 27881 | | Spring, Valve |
| | 151 32581 | | Cap, Lower valve spring |
| | 169 27896A | | * Gasket, Breather |
| | 170 28423 | | Body, Breather |
| | 171 28424 | | Element, Breather |
| | 172 28425 | | Cover, Breather |
| | 173 35350 | | Tube, Breather |
| | 174 650128 | | Screw, 10-24 x 1/2" |
| | 178 29752 | | Nut & Lockwasher, 1/4-28 |
| | 182 30088A | | Screw, 1/4-28 x 1" |
| | 183 34587 | | Bracket, Choke |
| | 184 33263 | | * Gasket, Carburetor |
| | 185 33877 | | Pipe, Intake |
| | 186 34667 | | Link, Governor lever |
| | 200 34664 | | Control Bracket (Incl. 19, 203, 204, 206 & 209) |
| | 203 31342 | | Spring, Compression |
| | 204 650549 | | Screw, 5-40 x 7/16" |
| | 206 610973 | | Terminal Assy. |
| | 207 33878 | | Link, Governor lever-to-throttle |
| | 209 650821 | | Screw, 10-32 x 1/2" |
| | 210 27793 | | Clip, Conduit |
| | 211 28942 | | Screw, 10-32 x 3/8" |
| | 219 34586 | | Rod, Choke |
| | 220 35438 | | Knob, Control |
| | 222A | | Pop Rivet (Can be purchased locally) |
| | 222 28820 | | Screw, 10-32 x 1/2" |

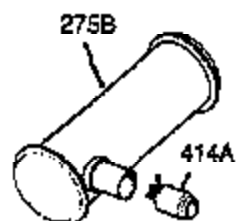
| Ref # | Part Number | Qty | Description |
|-------|-------------|-----|--|
| 223 | 650378 | | Screw, Torx T-30, 5/16-18 x 1-1/8" |
| 224 | 27915A | | * Gasket, Intake pipe |
| 260 | 34145 | | Blower Housing (For electric starter) |
| 261 | 650788 | | Screw, 5/16-18 x 3/4" |
| 262 | 29747B | | Screw, 5/16-24 x 21/32" |
| 265 | 33272B | | Cover, Cylinder head |
| 275 | 33280A | | Muffler |
| 276 | 31588 | | Plate, Muffler locking |
| 276 | 35741 | | Plate, Muffler locking |
| 277 | 650729 | | Screw, 5/16-18 x 3-3/16" (Use as required) |
| 277 | 651002 | | Screw, 5/16-18 x 4-1/4" (Use as required) |
| 281 | 33013 | | Cover, Starter bubble |
| 282 | 650760 | | Screw, 8-32 x 7/16" |
| 285A | 33662 | | Hub & Screen Assy. |
| 287 | 29752 | | Nut, 1/4-28 |
| 290 | 29774 | | Fuel Line (Braided 8-1/4")(21cm)(As required) |
| 290 | 30962 | | Fuel Line (Braided 32")(80cm)(As required) |
| 291 | 30705 | | Fuel Line (Braided 16")(40cm)(As required) |
| 292 | 26460 | | Fuel Line Clamp (Use as required) |
| 295 | 32961 | | Valve, Fuel shut-off |
| 298 | 650665 | | Screw, 1/4-15 x 7/8" |
| 300 | 34156A | | Fuel Tank (Incl. 292 & 301) NOTE: These tanks were built with different size fuel inlet openings. Tanks with the 1-3/16" I.D. opening use fuel cap 34210. Tanks with the 1-1/2" I.D. opening use fuel cap 35355. |
| 301A | 410144B | | Fuel Cap (White Plastic)(Standard) (Use as required) (1.5" I.D.) |
| 301A | 33032 | | Fuel Cap (Red Plastic) (Spurt Resistant, Low Profile) (Use as required) (1.5" I.D.) |
| 301A | 34210 | | Fuel Cap (Red Plastic) (Spurt Resistant, High Profile) (Use as required) (1.5" I.D.) |
| 301A | 35355 | | Fuel Cap (Red Plastic)(1.75" I.D.) |
| 305 | 33893A | | Oil Fill Tube |
| 307 | 33590 | | "O" Ring |
| 310 | 34011A | | Dipstick (Incl. 307) |
| 336 | 650765 | | Screw, 10-32 x 1/2" |
| 337 | 34666 | | Cover, Carburetor |
| 338 | 28942 | | Screw, Sems 10-32 x 3/8" |
| 338A | 31291 | | Plug, Cover |
| 340 | 34154 | | Plate, Upper fuel tank mtg. |
| 341 | 34155 | | Bracket, Lower fuel tank mtg. |
| 342 | 650561 | | Screw, 1/4-20 x 5/8" |
| 359 | 34141 | | Guard, Starter |
| 360 | 32576 | | Seal, Snow Guard |
| 365 | 650767 | | Screw, 8-32 x 27/64" |
| 370 | 35274 | | Decal, Instruction |
| 379 | 631021 | | Inlet Needle, Seat & Clip Assy. |
| 380 | 632110 | | Carburetor (Incl. 184 & 379) (Refer to Division 5, Section A, page 168 for breakdown or Fiche 18B, Grid E-9) |
| 400 | 33279G | | * Gasket Set (Incl. items marked *) |
| 420 | 730225 | | SAE 30 4-Cycle Engine Oil (Quart) |
| 421 | 730226 | | SAE 5W30 4-Cycle Engine Oil (Quart) |
| 422 | 35824 | | Muffler Optional |



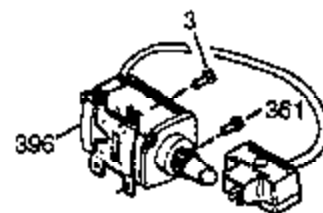
| Ref # | Part Number | Qty | Description |
|-------|-------------|-----|--|
| 37A | 30322 | | Nut & Lockwasher, 8-32 |
| 62 | 650760 | | Screw, 8-32 x 3/8" |
| 63 | 28545 | | Grommet, Plastic |
| 68 | 33356 | | Tab, Ground terminal |
| 129 | 650727 | | Screw, 5/16-18 x 1-3/4 (Use as required) |
| 131 | 650737 | | Screw, 1/4-20 x 1/2" (Use as required) |
| 131 | 650738 | | Screw, 1/4-20 x 5/8 (Use as required) |
| 131A | 650713 | | Screw, 5/16-18 x 5/8" |
| 222A | | | Pop Rivet (Can be purchased locally) |
| 274 | 35865 | | Gasket, Exhaust |
| 275 | 33280A | | Muffler |
| 277 | 650729 | | Screw, 5/16-18 x 3-3/16" (Use as required) |
| 277 | 651002 | | Screw, 5/16-18 x 4-1/4" (Use as required) |
| 285A | 33662 | | Hub & Screen Assy. |
| 290 | 29774 | | Fuel Line (Braided 8-1/4")(21cm)(As required) |
| 290 | 30962 | | Fuel Line (Braided 3/2")(80cm)(As required) |
| 292 | 26460 | | Fuel Line Clamp (Use as required) |
| 295 | 32961 | | Valve, Fuel shut-off |
| 298 | 650665 | | Screw, 1/4-15 x 7/8" |
| 300 | 34156A | | Fuel Tank (Incl. 292 & 301) NOTE: These tanks were built with different size fuel inlet openings. Tanks with the 1-3/16" I.D. opening use fuel cap 34210. Tanks with the 1-1/2" I.D. opening use fuel cap 35355. |
| 301A | 410144B | | Fuel Cap (White Plastic)(Standard) (Use as required) (1.5" I.D.) |
| 301A | 33032 | | Fuel Cap (Red Plastic) (Spurt Resistant, Low Profile) (Use as required) (1.5" I.D.) |
| 301A | 34210 | | Fuel Cap (Red Plastic) (Spurt Resistant, High Profile) (Use as required) (1.5" I.D.) |
| 301A | 35355 | | Fuel Cap (Red Plastic)(1.75" I.D.) |
| 337 | 34666 | | Cover, Carburetor |
| 338A | 31291 | | Plug, Cover |
| 341 | 34155 | | Bracket, Lower fuel tank mtg. |
| 342 | 650561 | | Screw, 1/4-20 x 5/8" |
| 350 | 570629A | | Primer Assy. |
| 351 | 32180C | | Line, Primer |
| 414 | 33323 | | Opt. Muffler Screen (Mini-Bike application) |
| 415 | 730130 | | Kit, Exhaust adapter (Incl. 274 & 277) |
| 418 | 33700 | | Cover & Tube, Muffler (use as required) |
| 419 | 650578 | | Screw, 8-18 x 3/8" (use as required) |
| 421 | 730226 | | SAE 5W30 4-Cycle Engine Oil (Quart) |
| 422 | 35824 | | Muffler Optional |



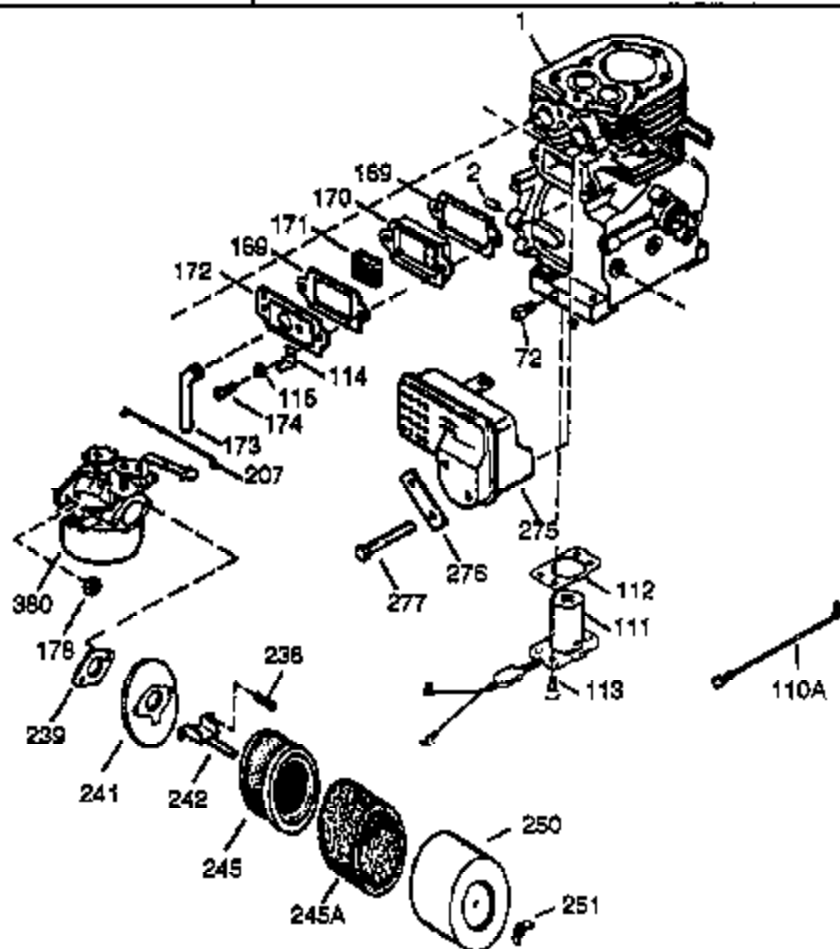

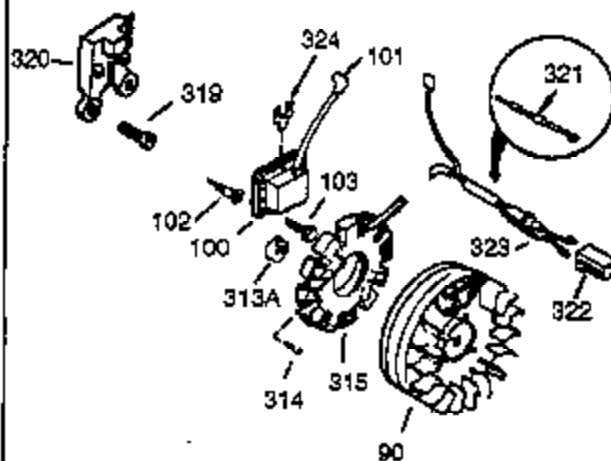
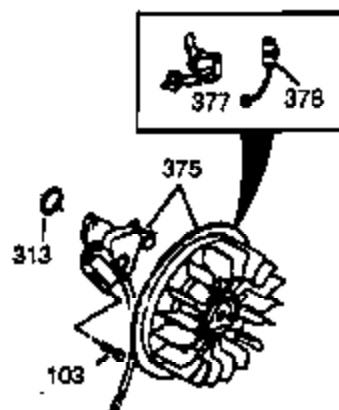
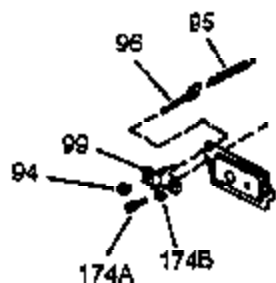
| Ref # | Part Number | Qty | Description |
|-------|-------------|-----|---|
| 37A | 30322 | | Nut & Lockwasher, 8-32 |
| 129 | 650727 | | Screw, 5/16-18 x 1-3/4 (Use as required) |
| 131A | 650713 | | Screw, 5/16-18 x 5/8" |
| 131 | 650737 | | Screw, 1/4-20 x 1/2" (Use as required) |
| 131 | 650738 | | Screw, 1/4-20 x 5/8 (Use as required) |
| 183 | 34587 | | Bracket, Choke |
| 200B | 730152 | | Control Bracket (Incl. 1158-1171)(As required) |
| 203 | 31342 | | Spring, Compression |
| 204 | 650549 | | Screw, 5-40 x 7/16" |
| 210 | 27793 | | Clip, Conduit |
| 211 | 28942 | | Screw, 10-32 x 3/8" |
| 222 | 28820 | | Screw, 10-32 x 1/2" |
| 222A | | | Pop Rivet (Can be purchased locally) |
| 227 | 730127 | | Air Cleaner Assy. (Incl. 238, 239, 242, 246, 250) (Use as required) |
| 285A | 33662 | | Hub & Screen Assy. |
| 290 | 29774 | | Fuel Line (Braided 8-1/4")(21cm)(As required) |
| 290 | 30962 | | Fuel Line (Braided 3/2")(80cm)(As required) |
| 291 | 30705 | | Fuel Line (Braided 1/2")(40cm)(As required) |
| 293 | 33715 | | Impulse Fuel Pump NOTE: 34385 and 33715 (WIP)pumps are replaced by 35813 and 35800 (WIP) pumps. The 33010 (3000 series) repair kit is still available. The 35791 repair kit is used with the 35813 and 35800 fuel pumps. |
| 294 | 35791 | | Fuel Pump Repair Kit NOTE: 34385 and 33715 (WIP)pumps are replaced by 35813 and 35800 (WIP) pumps. The 33010 (3000 series) repair kit is still available. The 35791 repair kit is used with the 35813 and 35800 fuel pumps. |
| 301A | 410144B | | Fuel Cap (White Plastic)(Standard) (Use as required) (1.5" I.D.) |
| 301A | 33032 | | Fuel Cap (Red Plastic) (Spurt Resistant, Low Profile) (Use as required) (1.5" I.D.) |
| 301A | 34210 | | Fuel Cap (Red Plastic) (Spurt Resistant, High Profile) (Use as required) (1.5" I.D.) |
| 301A | 35355 | | Fuel Cap (Red Plastic)(1.75" I.D.) |
| 303 | 32958 | | Fitting, Fuel |
| 336 | 650765 | | Screw, 10-32 x 1/2" |
| 337 | 34666 | | Cover, Carburetor |
| 338A | 31291 | | Plug, Cover |
| 364 | 33377 | | Bracket, Carburetor cover mtg. |
| 365 | 650767 | | Screw, 8-32 x 27/64" |
| 370 | 35274 | | Decal, Instruction |
| 421 | 730226 | | SAE 5W30 4-Cycle Engine Oil (Quart) |
| 422 | 35824 | | Muffler Optional |
| 1159 | 30312 | | Screw, 10-32 x 1/2" |
| 1160 | 28820 | | Screw, 10-32 x 1/2" |
| 1160 | 27070 | | Lockwasher |
| 1185 | 33816 | | Hub & Screen Assy. |



OPTIONAL MUFFLER
(QUIET)



OPTIONAL 110-120 VOLT
STARTER MOTOR KIT



| Ref # | Part Number | Qty | Description |
|-------|-------------|-----|--|
| 1 | 34096C | | Cylinder (CI liner)(3-5/16")(Incl.2,20,41,43,72 & 119) |
| 2 | 27652 | | Pin, Dowel |
| 3 | 650820 | | Screw, 1/4-20 x 1/2" |
| 37A | 30322 | | Nut & Lockwasher, 8-32 |
| 72 | 27642 | | Plug, Oil drain |
| 101 | 610118 | | Cover, Spark plug |
| 103 | 650516 | | Screw, 1/4-20 x 1-1/8" |
| 129 | 650727 | | Screw, 5/16-18 x 1-3/4 (Use as required) |
| 131A | 650713 | | Screw, 5/16-18 x 5/8" |
| 131 | 650737 | | Screw, 1/4-20 x 1/2" (Use as required) |
| 131 | 650738 | | Screw, 1/4-20 x 5/8 (Use as required) |
| 169 | 27896A | | * Gasket, Breather |
| 170 | 28423 | | Body, Breather |
| 171 | 28424 | | Element, Breather |
| 172 | 28425 | | Cover, Breather |
| 173 | 35350 | | Tube, Breather |
| 174 | 650128 | | Screw, 10-24 x 1/2" |
| 178 | 29752 | | Nut & Lockwasher, 1/4-28 |
| 207 | 33878 | | Link, Governor lever-to-throttle |
| 222A | | | Pop Rivet (Can be purchased locally) |
| 275B | 391026 | | Muffler (Incl. 284, 284A & 416) (This spark arrester muffler can be used on any model.) |
| 275 | 33280A | | Muffler |
| 276 | 31588 | | Plate, Muffler locking |
| 276 | 35741 | | Plate, Muffler locking |
| 277 | 650729 | | Screw, 5/16-18 x 3-3/16" (Use as required) |
| 277 | 651002 | | Screw, 5/16-18 x 4-1/4" (Use as required) |
| 285A | 33662 | | Hub & Screen Assy. |
| 301A | 410144B | | Fuel Cap (White Plastic)(Standard) (Use as required) (1.5" I.D.) |
| 301A | 33032 | | Fuel Cap (Red Plastic) (Spurt Resistant, Low Profile) (Use as required) (1.5" I.D.) |
| 301A | 34210 | | Fuel Cap (Red Plastic) (Spurt Resistant, High Profile) (Use as required) (1.5" I.D.) |
| 301A | 35355 | | Fuel Cap (Red Plastic)(1.75" I.D.) |
| 313A | 33876 | | Gasket, Stator (Used only on Std. point ign.) |
| 337 | 34666 | | Cover, Carburetor |
| 338A | 31291 | | Plug, Cover |
| 375 | 610982 | | Magneto (w/ring gear) (12 Volt, 3 Amp) NOTE: The complete magneto is not available as an assembly. Themagneto number is shown for reference purpose only. Order component parts individually, as shown in parts list. (Refer to Division 5, Section B, page 36 for breakdown or Fiche 18B, Grid F-3 |
| 377 | 30547A | | Breaker Points (Use with Std. point ign.) |
| 378 | 610767A | | Condenser |
| 380 | 632110 | | Carburetor (Incl. 184 & 379) (Refer to Division 5, Section A, page 168 for breakdown or Fiche18B, Grid E-9) |
| 421 | 730226 | | SAE 5W30 4-Cycle Engine Oil (Quart) |
| 422 | 35824 | | Muffler Optional |