

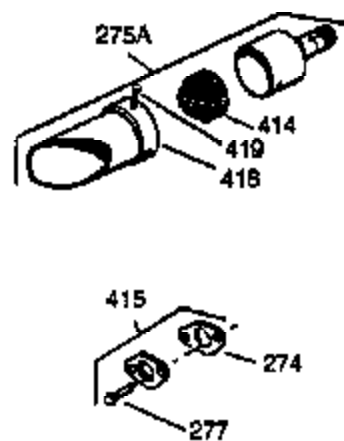
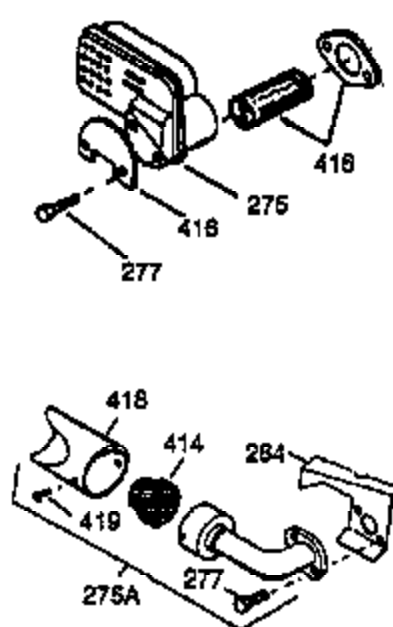
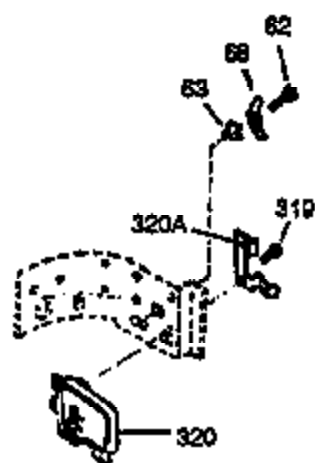


Ref #	Part Number	Qty	Description
1	34922A		Cylinder (CI liner)(3-5/16")(Incl.2,2 0 & 72)
2	27652		Pin, Dowel
3	650820		Screw, 1/4-20 x 1/2"
4	30968		Nipple, Oil drain
5	30969		Cap, Oil drain
15A	30700		Yoke, Governor
15	30699C		Rod Assy., Governor (Incl. 15A & 15B)
15B	650494		Screw, 6-40 x 5/16"
16	33454		Governor Lever Assy.
17	29916		Clamp, Governor lever
18	650548		Screw, 8-32 x 5/16"
20	32630		Seal, Oil
25	29536		Blower Housing Baffle (Without electric starter knockout) (Use as required)
25	35256A		Blower Housing Baffle (With electric starter knockout) (Use as required)
26	650561		Screw, 1/4-20 x 5/8"
30	33365B		Crankshaft (Incl. 108 & 109)
35	29826		Screw, 10-32 x 3/4"
36	29918		Lockwasher, #8 E.T.
37A	30322		Nut & Lockwasher, 8-32
37	29216		Locknut, 10-32
38	29642		Ring, Retaining
40	34860A		Piston, Pin & Ring Set (Std.)(3-5/16" )
40	34861A		Piston, Pin & Ring Set (.010" OS)
40	34862A		Piston, Pin & Ring Set (.020" OS)
41	34863		Piston & Pin Ass'y. (Std.)(3-5/16")(I ncl.43)
41	34864		Piston & Pin Ass'y. (.010" OS) (Incl. 43)
41	34865		Piston & Pin Ass'y. (.020" OS) (Incl. 43)
42	34866A		Ring Set (Std.) (3-5/16" Bore)
42	34867A		Ring Set (.010" OS)
42	34868A		Ring Set (.020" OS)
43	27888		Ring, Piston Pin retaining
45	32591C		Rod Assy., Connecting (Incl. 46, 47 & 49)
46	650662C		Bolt, Connecting rod (2 pieces)
47	650662C		Bolt, Connecting rod (2 pieces)
48	34034		Lifter, Valve
49	34242		Dipper, Oil
50	34143		Camshaft (MCR)
60	33273A		Extension, Blower housing
61	34126		Bracket, Grommet mounting
62	650760		Screw, 8-32 x 3/8"
63	28545		Grommet, Plastic
65	650128		Screw, 10-24 x 1/2"
69	35262		* Gasket, Flange
70	33367B		Cover, Cylinder (Incl. 71, 75 & 80)
71	33368		Bushing, Crankshaft
72	27642		Plug, Oil drain
75	31950		Seal, Oil
80	31845		Shaft, Mechanical governor
81	30590A		Washer, Flat
82	30591		Gear Assy., Governor (Incl. 81)
83	30588A		Spool, Governor
84	29193		Ring, Retaining
86	650833		Screw, 1/4-20 x 1-3/16 (Use as requir ed)
87	650832		Screw, 1/4-20 x 1-11/16" (Use as requ ired)
89	32589		Key, Flywheel

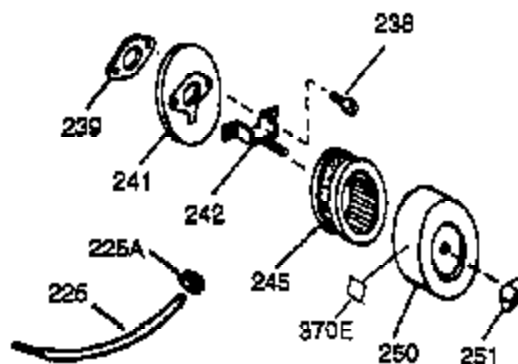
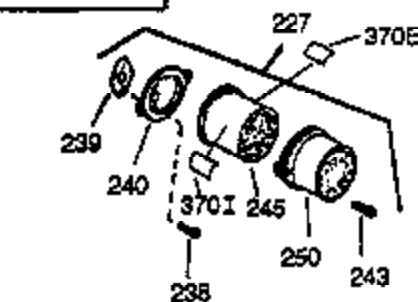
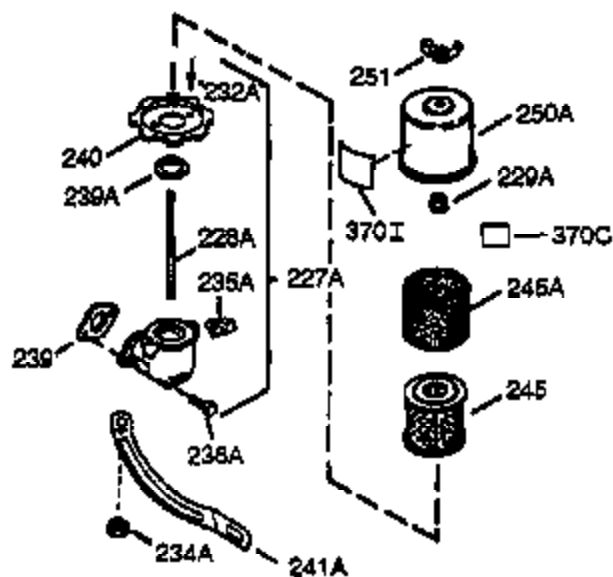
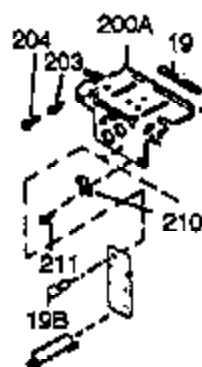
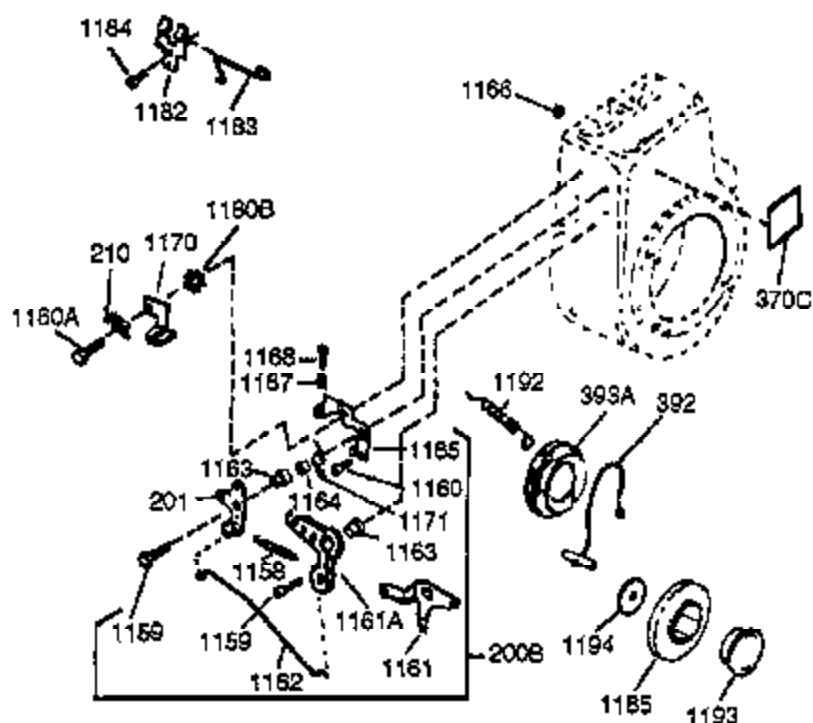
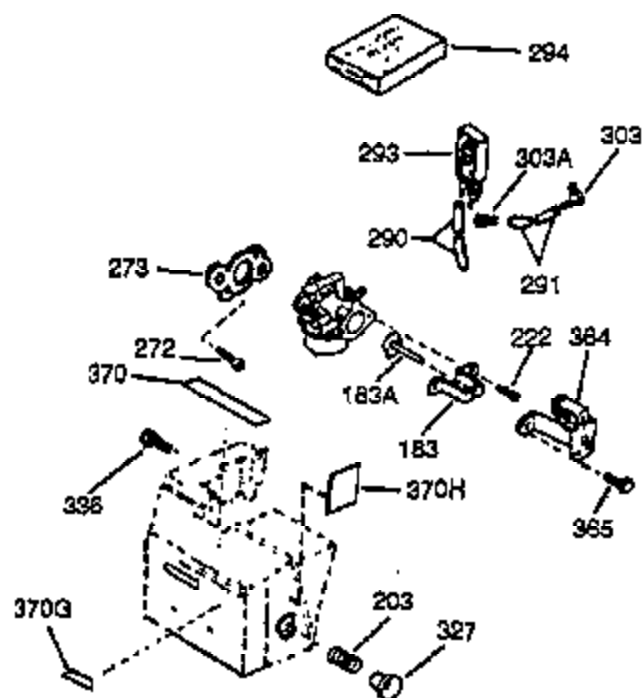
Ref #	Part Number	Qty	Description
	92 650815		Washer, Belleville
	93 8116		Nut, Hex
	101 610118		Cover, Spark plug
	103 650516		Screw, 1/4-20 x 1-1/8"
	108 29783		Pin, Crankshaft gear (Only serviceable when gear is pinned to crank.)
	109 33245		Gear, Crankshaft
	110 34240		Ground Wire
	119 34923A		* Gasket, Cylinder head
	120 34030A		Head, Cylinder
	125 27878A		Exhaust Valve (Std.) (Incl. 151)
	125 27880A		Exhaust Valve (1/32" OS) (Incl. 151)
	126 34035		Intake Valve (Std.) (Incl. 151)
	126 34036		Intake Valve (1/32" OS) (Incl. 151)
	127 650691		Washer (Do not use with No. 6021A screw.)
	128 650690		Washer, Belleville (Use as required)
	129 650727		Screw, 5/16-18 x 1-3/4 (Use as required)
	130 6021A		Screw, 5/16-18 x 1-1/2" (Use as required, but do not use No. 650691 washer.)
	130 650711		Screw, 5/16-18 x 1-5/8" (Use as required) (Can use 6021A but discard 650691 washer.)
	130 650694A		Screw, 5/16-18 x 2" (Use as required)
	131A 650713		Screw, 5/16-18 x 5/8"
	131 650737		Screw, 1/4-20 x 1/2" (Use as required)
	131 650738		Screw, 1/4-20 x 5/8 (Use as required)
	133 650890		Washer, Internal Lock
	135 33636		Resistor Spark Plug
	139 33369		Bracket, Governor gear
	140 650836		Screw, 10-24 x 1/2"
	149A 35862		Seal Assy., Intake valve
	150 27881		Spring, Valve
	151 32581		Cap, Lower valve spring
	169 27896A		* Gasket, Breather
	170 28423		Body, Breather
	171 28424		Element, Breather
	172 28425		Cover, Breather
	173 35350		Tube, Breather
	174 650128		Screw, 10-24 x 1/2"
	178 29752		Nut & Lockwasher, 1/4-28
	182 30088A		Screw, 1/4-28 x 1"
	183 34587		Bracket, Choke
	184 33263		* Gasket, Carburetor
	185 33877		Pipe, Intake
	186 34667		Link, Governor lever
	200 34664		Control Bracket (Incl. 19, 203, 204, 206 & 209)
	203 31342		Spring, Compression
	204 650549		Screw, 5-40 x 7/16"
	206 610973		Terminal Assy.
	207 33878		Link, Governor lever-to-throttle
	209 650821		Screw, 10-32 x 1/2"
	210 27793		Clip, Conduit
	211 28942		Screw, 10-32 x 3/8"
	219 34586		Rod, Choke
	220 35438		Knob, Control
	222 28820		Screw, 10-32 x 1/2"
	222A		Pop Rivet (Can be purchased locally)

Ref #	Part Number	Qty	Description
223	650378		Screw, Torx T-30, 5/16-18 x 1-1/8"
224	27915A		* Gasket, Intake pipe
260	34822A		Blower Housing
261	650788		Screw, 5/16-18 x 3/4"
262	29747B		Screw, 5/16-24 x 21/32"
265	33272B		Cover, Cylinder head
275C	35056		Muffler
276	31588		Plate, Muffler locking
276	35741		Plate, Muffler locking
277	650729		Screw, 5/16-18 x 3-3/16" (Use as required)
277	651002		Screw, 5/16-18 x 4-1/4" (Use as required)
281	33013		Cover, Starter bubble
282	650760		Screw, 8-32 x 7/16"
285A	33662		Hub & Screen Assy.
287	29752		Nut, 1/4-28
290	29774		Fuel Line (Braided 8-1/4")(21cm)(As required)
290	30962		Fuel Line (Braided 32")(80cm)(As required)
291	30705		Fuel Line (Braided 16")(40cm)(As required)
292	26460		Fuel Line Clamp (Use as required)
295	32961		Valve, Fuel shut-off
298	650665		Screw, 1/4-15 x 7/8"
300	34156A		Fuel Tank (Incl. 292 & 301) NOTE: These tanks were built with different size fuel inlet openings. Tanks with the 1-3/16" I.D. opening use fuel cap 34210. Tanks with the 1-1/2" I.D. opening use fuel cap 35355.
301A	410144B		Fuel Cap (White Plastic)(Standard) (Use as required) (1.5" I.D.)
301A	33032		Fuel Cap (Red Plastic) (Spurt Resistant, Low Profile) (Use as required) (1.5" I.D.)
301A	34210		Fuel Cap (Red Plastic) (Spurt Resistant, High Profile) (Use as required) (1.5" I.D.)
301A	35355		Fuel Cap (Red Plastic)(1.75" I.D.)
305	33893A		Oil Fill Tube
307	33590		"O" Ring
310	34011A		Dipstick (Incl. 307)
328	35062		Ignition Key
329	610973		Terminal Assy.
330	35305		Wire, Ground
336	650765		Screw, 10-32 x 1/2"
337	35057A		Cover, Carburetor (Incl. 329)
338A	31291		Plug, Cover
338	28942		Screw, Sems 10-32 x 3/8"
340	34154		Plate, Upper fuel tank mtg.
341	34155		Bracket, Lower fuel tank mtg.
342	650561		Screw, 1/4-20 x 5/8"
356	650168		Washer
359	34141		Guard, Starter
360	32576		Seal, Snow Guard
365	650767		Screw, 8-32 x 27/64"
370A	34686		Decal, Name
370D	34417		Decal, Primer
370	34416		Decal, Instruction
370	35080		Decal, Instruction
370	35274		Decal, Instruction
379	631021		Inlet Needle, Seat & Clip Assy.

Ref #	Part Number	Qty	Description
380	632110		Carburetor (Incl. 184 & 379) (Refer to Division 5, Section A, page 168 for breakdown or Fiche18B, Grid E-9)
390	590606		Rewind Starter (Refer to Division 5, Section C, page 30 for breakdown or Fiche 18B, Grid G-1)
400	33279G		* Gasket Set (Incl. items marked *)
420	730225		SAE 30 4-Cycle Engine Oil (Quart)
421	730226		SAE 5W30 4-Cycle Engine Oil (Quart)
422	35824		Muffler Optional

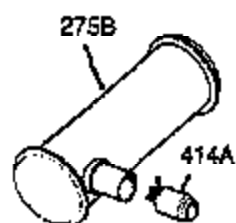


Ref #	Part Number	Qty	Description
37A	30322		Nut & Lockwasher, 8-32
62	650760		Screw, 8-32 x 3/8"
63	28545		Grommet, Plastic
129	650727		Screw, 5/16-18 x 1-3/4 (Use as required)
131A	650713		Screw, 5/16-18 x 5/8"
131	650737		Screw, 1/4-20 x 1/2" (Use as required)
131	650738		Screw, 1/4-20 x 5/8 (Use as required)
222A			Pop Rivet (Can be purchased locally)
274	35865		Gasket, Exhaust
275C	35056		Muffler
277	650729		Screw, 5/16-18 x 3-3/16" (Use as required)
277	651002		Screw, 5/16-18 x 4-1/4" (Use as required)
285A	33662		Hub & Screen Assy.
290	29774		Fuel Line (Braided 8-1/4")(21cm)(As required)
290	30962		Fuel Line (Braided 32")(80cm)(As required)
292	26460		Fuel Line Clamp (Use as required)
295	32961		Valve, Fuel shut-off
298	650665		Screw, 1/4-15 x 7/8"
300	34156A		Fuel Tank (Incl. 292 & 301) NOTE: These tanks were built with different size fuel inlet openings. Tanks with the 1-3/16" I.D. opening use fuel cap 34210. Tanks with the 1-1/2" I.D. opening use fuel cap 35355.
301A	410144B		Fuel Cap (White Plastic)(Standard) (Use as required) (1.5" I.D.)
301A	33032		Fuel Cap (Red Plastic) (Spurt Resistant, Low Profile) (Use as required) (1.5" I.D.)
301A	34210		Fuel Cap (Red Plastic) (Spurt Resistant, High Profile) (Use as required) (1.5" I.D.)
301A	35355		Fuel Cap (Red Plastic)(1.75" I.D.)
330	35305		Wire, Ground
337	35057A		Cover, Carburetor (Incl. 329)
338A	31291		Plug, Cover
341	34155		Bracket, Lower fuel tank mtg.
342	650561		Screw, 1/4-20 x 5/8"
350	570682		Primer Assy.
351	32180C		Line, Primer
370D	34417		Decal, Primer
414	33323		Opt. Muffler Screen (Mini-Bike application)
415	730130		Kit, Exhaust adapter (Incl. 274 & 277)
418	33700		Cover & Tube, Muffler (use as required)
419	650578		Screw, 8-18 x 3/8" (use as required)
421	730226		SAE 5W30 4-Cycle Engine Oil (Quart)
422	35824		Muffler Optional

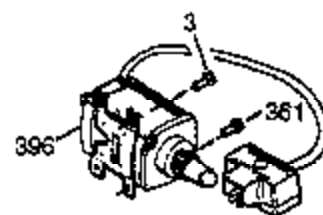




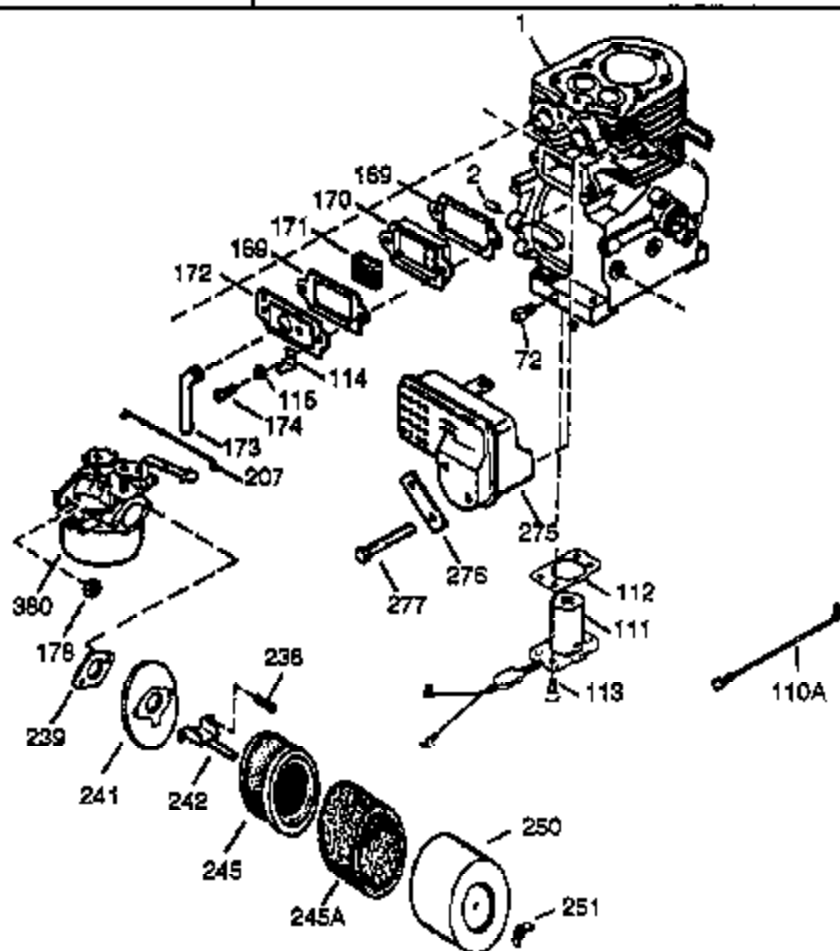
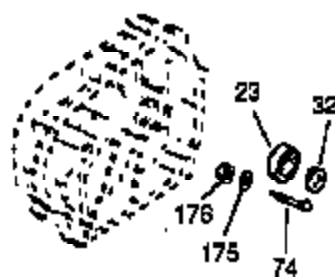
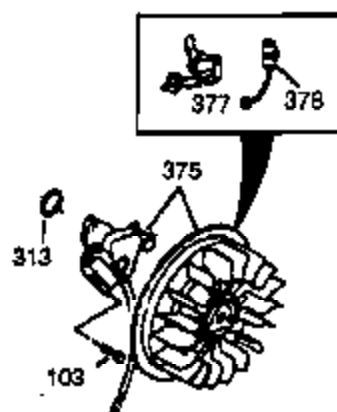
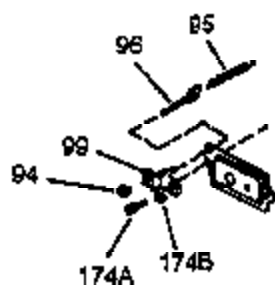
Ref #	Part Number	Qty	Description
37A	30322		Nut & Lockwasher, 8-32
129	650727		Screw, 5/16-18 x 1-3/4 (Use as required)
131A	650713		Screw, 5/16-18 x 5/8"
131	650737		Screw, 1/4-20 x 1/2" (Use as required)
131	650738		Screw, 1/4-20 x 5/8 (Use as required)
183	34587		Bracket, Choke
200B	730152		Control Bracket (Incl. 1158-1171)(As required)
203	31342		Spring, Compression
204	650549		Screw, 5-40 x 7/16"
210	27793		Clip, Conduit
211	28942		Screw, 10-32 x 3/8"
222A			Pop Rivet (Can be purchased locally)
222	28820		Screw, 10-32 x 1/2"
227	730127		Air Cleaner Ass'y. (Incl. 238, 239, 242, 246, 250) (Use as required)
275C	35056		Muffler
285A	33662		Hub & Screen Assy.
290	29774		Fuel Line (Braided 8-1/4")(21cm)(As required)
290	30962		Fuel Line (Braided 3/2")(80cm)(As required)
291	30705		Fuel Line (Braided 1/2")(40cm)(As required)
293	33715		Impulse Fuel Pump NOTE: 34385 and 33715 (WIP)pumps are replaced by 35813 and 35800 (WIP) pumps. The 33010 (3000 series) repair kit is still available. The 35791 repair kit is used with the 35813 and 35800 fuel pumps.
294	35791		Fuel Pump Repair Kit NOTE: 34385 and 33715 (WIP)pumps are replaced by 35813 and 35800 (WIP) pumps. The 33010 (3000 series) repair kit is still available. The 35791 repair kit is used with the 35813 and 35800 fuel pumps.
301A	410144B		Fuel Cap (White Plastic)(Standard) (Use as required) (1.5" I.D.)
301A	33032		Fuel Cap (Red Plastic) (Spurt Resistant, Low Profile) (Use as required) (1.5" I.D.)
301A	34210		Fuel Cap (Red Plastic) (Spurt Resistant, High Profile) (Use as required) (1.5" I.D.)
301A	35355		Fuel Cap (Red Plastic)(1.75" I.D.)
303	32958		Fitting, Fuel
330	35305		Wire, Ground
336	650765		Screw, 10-32 x 1/2"
337	35057A		Cover, Carburetor (Incl. 329)
338A	31291		Plug, Cover
364	33377		Bracket, Carburetor cover mtg.
365	650767		Screw, 8-32 x 27/64"
370E	34414		Decal, Warning
370	34416		Decal, Instruction
370	35080		Decal, Instruction
370	35274		Decal, Instruction
370D	34417		Decal, Primer
421	730226		SAE 5W30 4-Cycle Engine Oil (Quart)
422	35824		Muffler Optional
1159	30312		Screw, 10-32 x 1/2"
1160	28820		Screw, 10-32 x 1/2"
1160	27070		Lockwasher
1185	33816		Hub & Screen Assy.



OPTIONAL MUFFLER  
(QUIET)



OPTIONAL 110-120 VOLT  
STARTER MOTOR KIT



Ref #	Part Number	Qty	Description
1	34922A		Cylinder (CI liner)(3-5/16")(Incl.2,2 0 & 72)
2	27652		Pin, Dowel
3	650820		Screw, 1/4-20 x 1/2"
37A	30322		Nut & Lockwasher, 8-32
72	27642		Plug, Oil drain
101	610118		Cover, Spark plug
103	650516		Screw, 1/4-20 x 1-1/8"
129	650727		Screw, 5/16-18 x 1-3/4 (Use as required)
131A	650713		Screw, 5/16-18 x 5/8"
131	650737		Screw, 1/4-20 x 1/2" (Use as required )
131	650738		Screw, 1/4-20 x 5/8 (Use as required)
169	27896A		* Gasket, Breather
170	28423		Body, Breather
171	28424		Element, Breather
172	28425		Cover, Breather
173	35350		Tube, Breather
174	650128		Screw, 10-24 x 1/2"
178	29752		Nut & Lockwasher, 1/4-28
207	33878		Link, Governor lever-to-throttle
222A			Pop Rivet (Can be purchased locally)
275B	391026		Muffler (Incl. 284, 284A & 416) (This spark arrester muffler can be used on any model.)
275C	35056		Muffler
276	31588		Plate, Muffler locking
276	35741		Plate, Muffler locking
277	650729		Screw, 5/16-18 x 3-3/16" (Use as required)
277	651002		Screw, 5/16-18 x 4-1/4" (Use as required)
285A	33662		Hub & Screen Assy.
301A	410144B		Fuel Cap (White Plastic)(Standard) (Use as required) (1.5" I.D.)
301A	33032		Fuel Cap (Red Plastic) (Spurt Resistant, Low Profile) (Use as required) (1.5" I.D.)
301A	34210		Fuel Cap (Red Plastic) (Spurt Resistant, High Profile) (Use as required) (1.5" I.D.)
301A	35355		Fuel Cap (Red Plastic)(1.75" I.D.)
313A	33876		Gasket, Stator (Used only on Std. point ign.)
330	35305		Wire, Ground
337	35057A		Cover, Carburetor (Incl. 329)
338A	31291		Plug, Cover
370D	34417		Decal, Primer
375	610848		Magneto (w/ring gear for 120 Volt starter) NOTE: The complete magneto is not available as an assembly. Themagneto number is shown for reference purpose only. Order component parts individually, as shown in parts list. (Refer to Division 5, Section B, page 28 for breakdown or Fiche 18B, Grid F-1
377	30547A		Breaker Points (Use with Std. point ign.)
378	30548B		Condenser
380	632110		Carburetor (Incl. 184 & 379) (Refer to Division 5, Section A, page 168 for breakdown or Fiche18B, Grid E-9)
421	730226		SAE 5W30 4-Cycle Engine Oil (Quart)
422	35824		Muffler Optional