

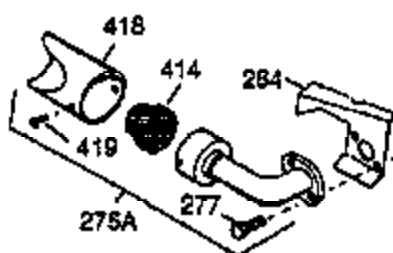
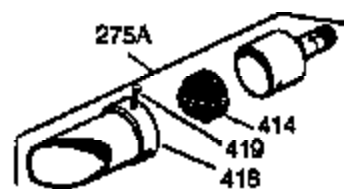
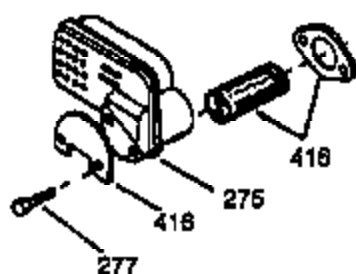
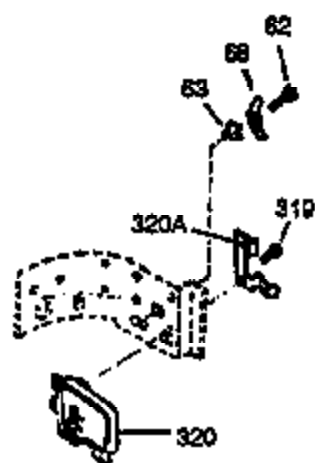


| Ref # | Part Number | Qty | Description |
|-------|-------------|-----|--|
| 1 | 34922A | | Cylinder (CI liner)(3-5/16")(Incl.2,2 0 & 72) |
| 2 | 27652 | | Pin, Dowel |
| 3 | 650820 | | Screw, 1/4-20 x 1/2" |
| 4 | 30968 | | Nipple, Oil drain |
| 5 | 30969 | | Cap, Oil drain |
| 15 | 30699C | | Rod Assy., Governor (Incl. 15A & 15B) |
| 15A | 30700 | | Yoke, Governor |
| 15B | 650494 | | Screw, 6-40 x 5/16" |
| 16 | 33454 | | Governor Lever Assy. |
| 17 | 29916 | | Clamp, Governor lever |
| 18 | 650548 | | Screw, 8-32 x 5/16" |
| 20 | 32630 | | Seal, Oil |
| 25 | 29536 | | Blower Housing Baffle (Without electric starter knockout) (Use as required) |
| 25 | 35256A | | Blower Housing Baffle (With electric starter knockout) (Use as required) |
| 26 | 650561 | | Screw, 1/4-20 x 5/8" |
| 30 | 33719B | | Crankshaft (Incl. 108 & 109) |
| 35 | 29826 | | Screw, 10-32 x 3/4" |
| 36 | 29918 | | Lockwasher, #8 E.T. |
| 37 | 29216 | | Locknut, 10-32 |
| 37A | 30322 | | Nut & Lockwasher, 8-32 |
| 38 | 29642 | | Ring, Retaining |
| 40 | 34860A | | Piston, Pin & Ring Set (Std.)(3-5/16") |
| 40 | 34861A | | Piston, Pin & Ring Set (.010" OS) |
| 40 | 34862A | | Piston, Pin & Ring Set (.020" OS) |
| 41 | 34863 | | Piston & Pin Ass'y. (Std.)(3-5/16")(I ncl.43) |
| 41 | 34864 | | Piston & Pin Ass'y. (.010" OS) (Incl. 43) |
| 41 | 34865 | | Piston & Pin Ass'y. (.020" OS) (Incl. 43) |
| 42 | 34866A | | Ring Set (Std.) (3-5/16" Bore) |
| 42 | 34867A | | Ring Set (.010" OS) |
| 42 | 34868A | | Ring Set (.020" OS) |
| 43 | 27888 | | Ring, Piston Pin retaining |
| 45 | 32591C | | Rod Assy., Connecting (Incl. 46, 47 & 49) |
| 46 | 650662C | | Bolt, Connecting rod (2 pieces) |
| 47 | 650662C | | Bolt, Connecting rod (2 pieces) |
| 48 | 34034 | | Lifter, Valve |
| 49 | 34242 | | Dipper, Oil |
| 50 | 34143 | | Camshaft (MCR) |
| 60 | 33273A | | Extension, Blower housing |
| 61 | 34126 | | Bracket, Grommet mounting |
| 62 | 650760 | | Screw, 8-32 x 3/8" |
| 63 | 28545 | | Grommet, Plastic |
| 65 | 650128 | | Screw, 10-24 x 1/2" |
| 69 | 35262 | | * Gasket, Flange |
| 70 | 33367B | | Cover, Cylinder (Incl. 71, 75 & 80) |
| 71 | 33368 | | Bushing, Crankshaft |
| 72 | 27642 | | Plug, Oil drain |
| 75 | 31950 | | Seal, Oil |
| 80 | 31845 | | Shaft, Mechanical governor |
| 81 | 30590A | | Washer, Flat |
| 82 | 30591 | | Gear Assy., Governor (Incl. 81) |
| 83 | 30588A | | Spool, Governor |
| 84 | 29193 | | Ring, Retaining |
| 86 | 650833 | | Screw, 1/4-20 x 1-3/16 (Use as requir ed) |
| 87 | 650832 | | Screw, 1/4-20 x 1-11/16" (Use as requ ired) |
| 89 | 32589 | | Key, Flywheel |

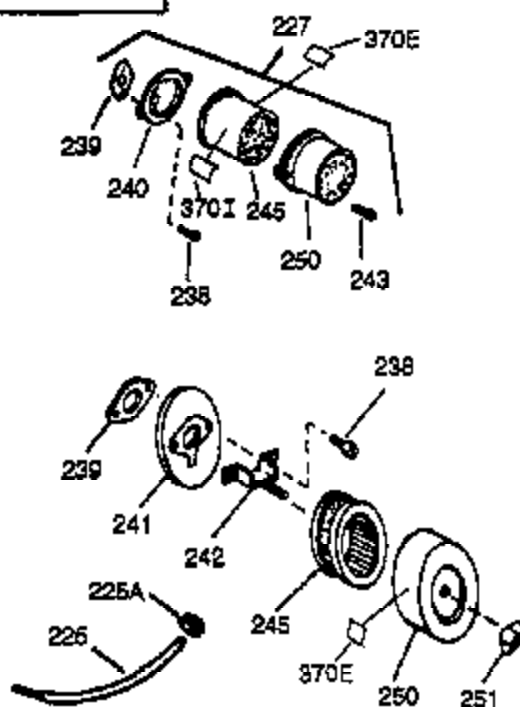
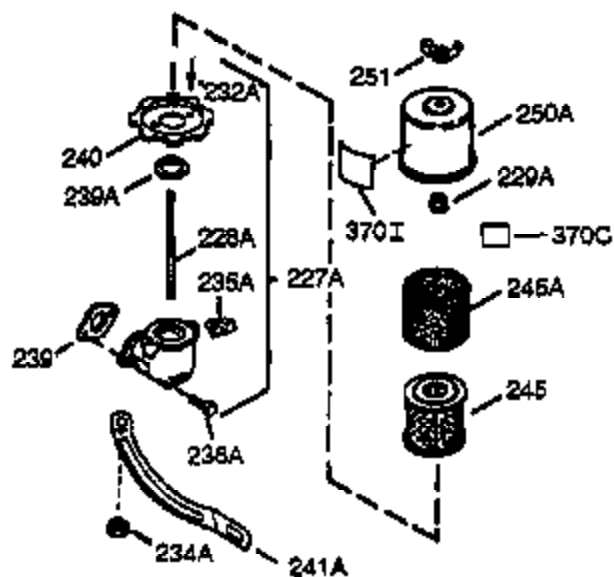
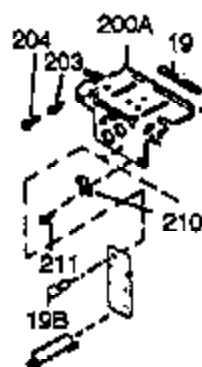
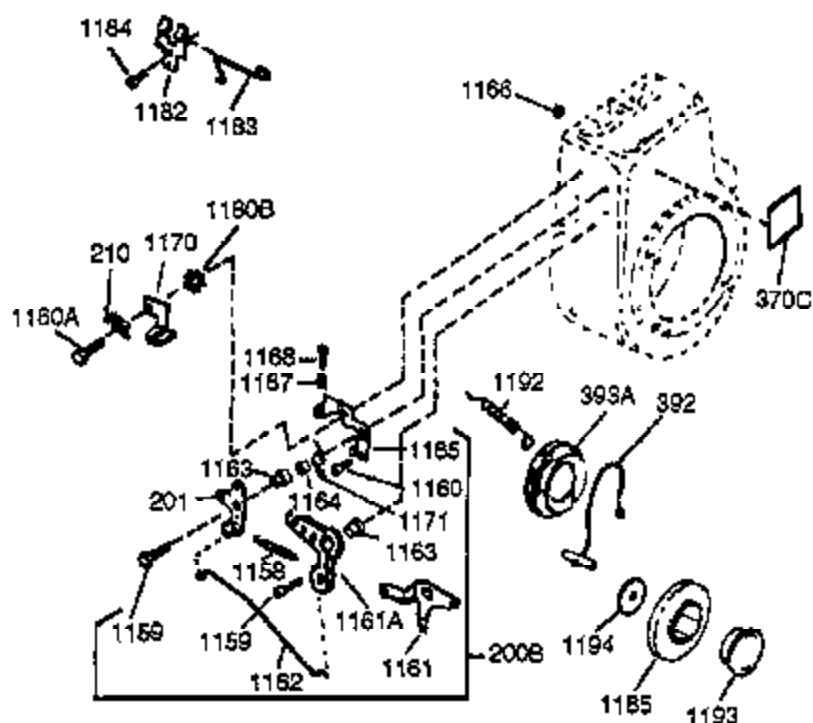
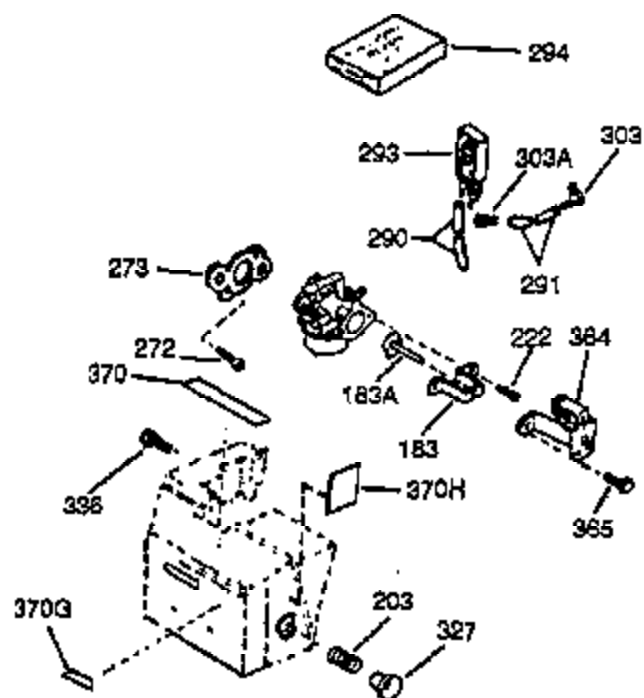
| Ref # | Part Number | Qty | Description |
|-------|-------------|-----|--|
| 92 | 650815 | | Washer, Belleville |
| 93 | 8116 | | Nut, Hex |
| 93 | 650863 | | Nut, 1/2-20 |
| 101 | 610118 | | Cover, Spark plug |
| 103 | 650489 | | Screw, 1/4-20 x 5/8" |
| 108 | 29783 | | Pin, Crankshaft gear (Only serviceable when gear is pinned to crank.) |
| 109 | 33245 | | Gear, Crankshaft |
| 119 | 34923A | | * Gasket, Cylinder head |
| 120 | 34030A | | Head, Cylinder |
| 125 | 27878A | | Exhaust Valve (Std.) (Incl. 151) |
| 125 | 27880A | | Exhaust Valve (1/32" OS) (Incl. 151) |
| 126 | 34035 | | Intake Valve (Std.) (Incl. 151) |
| 126 | 34036 | | Intake Valve (1/32" OS) (Incl. 151) |
| 127 | 650691 | | Washer (Do not use with No. 6021A screw.) |
| 128 | 650690 | | Washer, Belleville (Use as required) |
| 129 | 650727 | | Screw, 5/16-18 x 1-3/4 (Use as required) |
| 130 | 6021A | | Screw, 5/16-18 x 1-1/2" (Use as required, but do not use No. 650691 washer.) |
| 130 | 650711 | | Screw, 5/16-18 x 1-5/8" (Use as required) (Can use 6021A but discard 650691 washer.) |
| 130 | 650694A | | Screw, 5/16-18 x 2" (Use as required) |
| 131A | 650713 | | Screw, 5/16-18 x 5/8" |
| 131 | 650737 | | Screw, 1/4-20 x 1/2" (Use as required) |
| 131 | 650738 | | Screw, 1/4-20 x 5/8 (Use as required) |
| 133 | 650890 | | Washer, Internal Lock |
| 135 | 33636 | | Resistor Spark Plug |
| 139 | 33369 | | Bracket, Governor gear |
| 140 | 650836 | | Screw, 10-24 x 1/2" |
| 149A | 35862 | | Seal Assy., Intake valve |
| 150 | 27881 | | Spring, Valve |
| 151 | 32581 | | Cap, Lower valve spring |
| 169 | 27896A | | * Gasket, Breather |
| 170 | 28423 | | Body, Breather |
| 171 | 28424 | | Element, Breather |
| 172 | 28425 | | Cover, Breather |
| 173 | 35350 | | Tube, Breather |
| 174 | 650128 | | Screw, 10-24 x 1/2" |
| 178 | 29752 | | Nut & Lockwasher, 1/4-28 |
| 182 | 30088A | | Screw, 1/4-28 x 1" |
| 183 | 34587 | | Bracket, Choke |
| 184 | 33263 | | * Gasket, Carburetor |
| 185 | 33877 | | Pipe, Intake |
| 186 | 34667 | | Link, Governor lever |
| 200 | 34664 | | Control Bracket (Incl. 19, 203, 204, 206 & 209) |
| 203 | 31342 | | Spring, Compression |
| 204 | 650549 | | Screw, 5-40 x 7/16" |
| 206 | 610973 | | Terminal Assy. |
| 207 | 33878 | | Link, Governor lever-to-throttle |
| 209 | 650821 | | Screw, 10-32 x 1/2" |
| 210 | 27793 | | Clip, Conduit |
| 219 | 34586 | | Rod, Choke |
| 220 | 35438 | | Knob, Control |
| 222A | | | Pop Rivet (Can be purchased locally) |
| 222 | 28820 | | Screw, 10-32 x 1/2" |
| 223 | 650378 | | Screw, Torx T-30, 5/16-18 x 1-1/8" |

| Ref # | Part Number | Qty | Description |
|-------|-------------|-----|--|
| 224 | 27915A | | * Gasket, Intake pipe |
| 260 | 34822A | | Blower Housing |
| 261 | 650788 | | Screw, 5/16-18 x 3/4" |
| 262 | 29747B | | Screw, 5/16-24 x 21/32" |
| 265 | 33272B | | Cover, Cylinder head |
| 275C | 35056 | | Muffler |
| 276 | 31588 | | Plate, Muffler locking |
| 276 | 35741 | | Plate, Muffler locking |
| 277 | 650729 | | Screw, 5/16-18 x 3-3/16" (Use as required) |
| 277 | 651002 | | Screw, 5/16-18 x 4-1/4" (Use as required) |
| 281 | 33013 | | Cover, Starter bubble |
| 282 | 650760 | | Screw, 8-32 x 7/16" |
| 285A | 33662 | | Hub & Screen Assy. |
| 287 | 29752 | | Nut, 1/4-28 |
| 290 | 29774 | | Fuel Line (Braided 8-1/4")(21cm)(As required) |
| 290 | 30962 | | Fuel Line (Braided 32")(80cm)(As required) |
| 291 | 30705 | | Fuel Line (Braided 16")(40cm)(As required) |
| 292 | 26460 | | Fuel Line Clamp (Use as required) |
| 295 | 32961 | | Valve, Fuel shut-off |
| 298 | 650665 | | Screw, 1/4-15 x 7/8" |
| 300 | 34156A | | Fuel Tank (Incl. 292 & 301) NOTE: These tanks were built with different size fuel inlet openings. Tanks with the 1-3/16" I.D. opening use fuel cap 34210. Tanks with the 1-1/2" I.D. opening use fuel cap 35355. |
| 301A | 410144B | | Fuel Cap (White Plastic)(Standard) (Use as required) (1.5" I.D.) |
| 301A | 33032 | | Fuel Cap (Red Plastic) (Spurt Resistant, Low Profile) (Use as required) (1.5" I.D.) |
| 301A | 34210 | | Fuel Cap (Red Plastic) (Spurt Resistant, High Profile) (Use as required) (1.5" I.D.) |
| 301A | 35355 | | Fuel Cap (Red Plastic)(1.75" I.D.) |
| 305 | 33893A | | Oil Fill Tube |
| 307 | 33590 | | "O" Ring |
| 310 | 34011A | | Dipstick (Incl. 307) |
| 328 | 35062 | | Ignition Key |
| 329 | 610973 | | Terminal Assy. |
| 330 | 35305 | | Wire, Ground |
| 336 | 650765 | | Screw, 10-32 x 1/2" |
| 337 | 35057A | | Cover, Carburetor (Incl. 329) |
| 338 | 28942 | | Screw, Sems 10-32 x 3/8" |
| 338A | 31291 | | Plug, Cover |
| 340 | 34154 | | Plate, Upper fuel tank mtg. |
| 341 | 34155 | | Bracket, Lower fuel tank mtg. |
| 342 | 650561 | | Screw, 1/4-20 x 5/8" |
| 359 | 34141 | | Guard, Starter |
| 360 | 32576 | | Seal, Snow Guard |
| 365 | 650767 | | Screw, 8-32 x 27/64" |
| 370 | 34416 | | Decal, Instruction |
| 370 | 35080 | | Decal, Instruction |
| 370 | 35274 | | Decal, Instruction |
| 379 | 631021 | | Inlet Needle, Seat & Clip Assy. |
| 380 | 632370 | | Carburetor (Incl. 184 & 379) (Refer to Division 5, Section A, page 200 for breakdown or Fiche 18B, Grid E-13) |
| 390 | 590593 | | Rewind Starter (Refer to Division 5, Section C, page 30 for breakdown or Fiche 18B, Grid G-1) |

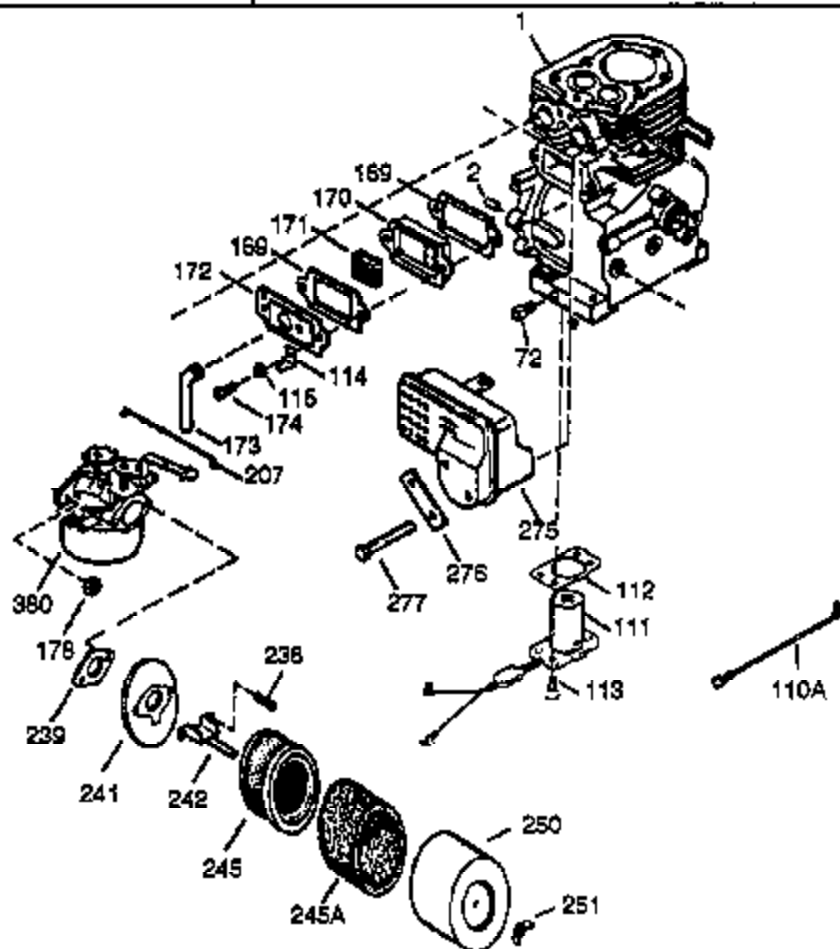

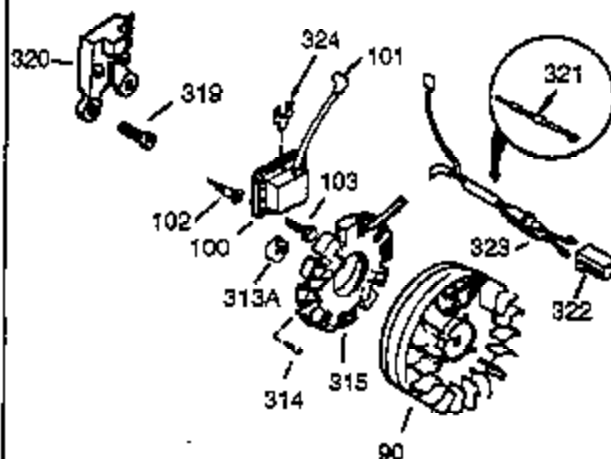
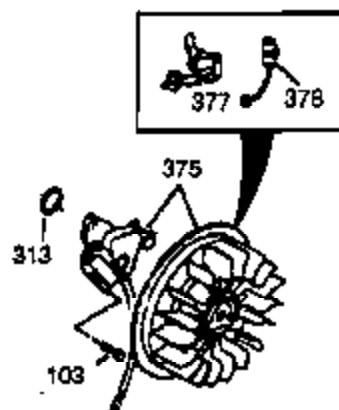
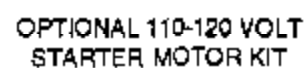
| Ref # | Part Number | Qty | Description |
|-------|-------------|-----|-------------------------------------|
| 400 | 33279G | | * Gasket Set (Incl. items marked *) |
| 420 | 730225 | | SAE 30 4-Cycle Engine Oil (Quart) |
| 421 | 730226 | | SAE 5W30 4-Cycle Engine Oil (Quart) |
| 422 | 35824 | | Muffler Optional |



| Ref # | Part Number | Qty | Description |
|-------|-------------|-----|--|
| 37A | 30322 | | Nut & Lockwasher, 8-32 |
| 62 | 650760 | | Screw, 8-32 x 3/8" |
| 63 | 28545 | | Grommet, Plastic |
| 129 | 650727 | | Screw, 5/16-18 x 1-3/4 (Use as required) |
| 131A | 650713 | | Screw, 5/16-18 x 5/8" |
| 131 | 650737 | | Screw, 1/4-20 x 1/2" (Use as required) |
| 131 | 650738 | | Screw, 1/4-20 x 5/8 (Use as required) |
| 222A | | | Pop Rivet (Can be purchased locally) |
| 274 | 35865 | | Gasket, Exhaust |
| 275C | 35056 | | Muffler |
| 277 | 650729 | | Screw, 5/16-18 x 3-3/16" (Use as required) |
| 277 | 651002 | | Screw, 5/16-18 x 4-1/4" (Use as required) |
| 285A | 33662 | | Hub & Screen Assy. |
| 290 | 29774 | | Fuel Line (Braided 8-1/4")(21cm)(As required) |
| 290 | 30962 | | Fuel Line (Braided 32")(80cm)(As required) |
| 292 | 26460 | | Fuel Line Clamp (Use as required) |
| 295 | 32961 | | Valve, Fuel shut-off |
| 298 | 650665 | | Screw, 1/4-15 x 7/8" |
| 300 | 34156A | | Fuel Tank (Incl. 292 & 301) NOTE: These tanks were built with different size fuel inlet openings. Tanks with the 1-3/16" I.D. opening use fuel cap 34210. Tanks with the 1-1/2" I.D. opening use fuel cap 35355. |
| 301A | 410144B | | Fuel Cap (White Plastic)(Standard) (Use as required) (1.5" I.D.) |
| 301A | 33032 | | Fuel Cap (Red Plastic) (Spurt Resistant, Low Profile) (Use as required) (1.5" I.D.) |
| 301A | 34210 | | Fuel Cap (Red Plastic) (Spurt Resistant, High Profile) (Use as required) (1.5" I.D.) |
| 301A | 35355 | | Fuel Cap (Red Plastic)(1.75" I.D.) |
| 330 | 35305 | | Wire, Ground |
| 337 | 35057A | | Cover, Carburetor (Incl. 329) |
| 338A | 31291 | | Plug, Cover |
| 341 | 34155 | | Bracket, Lower fuel tank mtg. |
| 342 | 650561 | | Screw, 1/4-20 x 5/8" |
| 350 | 570682 | | Primer Assy. |
| 351 | 32180C | | Line, Primer |
| 414 | 33323 | | Opt. Muffler Screen (Mini-Bike application) |
| 415 | 730130 | | Kit, Exhaust adapter (Incl. 274 & 277) |
| 418 | 33700 | | Cover & Tube, Muffler (use as required) |
| 419 | 650578 | | Screw, 8-18 x 3/8" (use as required) |
| 421 | 730226 | | SAE 5W30 4-Cycle Engine Oil (Quart) |
| 422 | 35824 | | Muffler Optional |



| Ref # | Part Number | Qty | Description |
|-------|-------------|-----|---|
| 37A | 30322 | | Nut & Lockwasher, 8-32 |
| 129 | 650727 | | Screw, 5/16-18 x 1-3/4 (Use as required) |
| 131 | 650737 | | Screw, 1/4-20 x 1/2" (Use as required) |
| 131 | 650738 | | Screw, 1/4-20 x 5/8 (Use as required) |
| 131A | 650713 | | Screw, 5/16-18 x 5/8" |
| 183 | 34587 | | Bracket, Choke |
| 200B | 730152 | | Control Bracket (Incl. 1158-1171)(As required) |
| 203 | 31342 | | Spring, Compression |
| 204 | 650549 | | Screw, 5-40 x 7/16" |
| 210 | 27793 | | Clip, Conduit |
| 222A | | | Pop Rivet (Can be purchased locally) |
| 222 | 28820 | | Screw, 10-32 x 1/2" |
| 227 | 730127 | | Air Cleaner Assy. (Incl. 238, 239, 242, 246, 250) (Use as required) |
| 275C | 35056 | | Muffler |
| 285A | 33662 | | Hub & Screen Assy. |
| 290 | 29774 | | Fuel Line (Braided 8-1/4")(21cm)(As required) |
| 290 | 30962 | | Fuel Line (Braided 3/2")(80cm)(As required) |
| 291 | 30705 | | Fuel Line (Braided 1/2")(40cm)(As required) |
| 293 | 33715 | | Impulse Fuel Pump NOTE: 34385 and 33715 (WIP)pumps are replaced by 35813 and 35800 (WIP) pumps. The 33010 (3000 series) repair kit is still available. The 35791 repair kit is used with the 35813 and 35800 fuel pumps. |
| 294 | 35791 | | Fuel Pump Repair Kit NOTE: 34385 and 33715 (WIP)pumps are replaced by 35813 and 35800 (WIP) pumps. The 33010 (3000 series) repair kit is still available. The 35791 repair kit is used with the 35813 and 35800 fuel pumps. |
| 301A | 410144B | | Fuel Cap (White Plastic)(Standard) (Use as required) (1.5" I.D.) |
| 301A | 33032 | | Fuel Cap (Red Plastic) (Spurt Resistant, Low Profile) (Use as required) (1.5" I.D.) |
| 301A | 34210 | | Fuel Cap (Red Plastic) (Spurt Resistant, High Profile) (Use as required) (1.5" I.D.) |
| 301A | 35355 | | Fuel Cap (Red Plastic)(1.75" I.D.) |
| 303 | 32958 | | Fitting, Fuel |
| 330 | 35305 | | Wire, Ground |
| 336 | 650765 | | Screw, 10-32 x 1/2" |
| 337 | 35057A | | Cover, Carburetor (Incl. 329) |
| 338A | 31291 | | Plug, Cover |
| 364 | 33377 | | Bracket, Carburetor cover mtg. |
| 365 | 650767 | | Screw, 8-32 x 27/64" |
| 370 | 34416 | | Decal, Instruction |
| 370 | 35080 | | Decal, Instruction |
| 370 | 35274 | | Decal, Instruction |
| 421 | 730226 | | SAE 5W30 4-Cycle Engine Oil (Quart) |
| 422 | 35824 | | Muffler Optional |
| 1159 | 30312 | | Screw, 10-32 x 1/2" |
| 1160 | 28820 | | Screw, 10-32 x 1/2" |
| 1160 | 27070 | | Lockwasher |
| 1185 | 33816 | | Hub & Screen Assy. |



| Ref # | Part Number | Qty | Description |
|-------|-------------|-----|---|
| 1 | 34922A | | Cylinder (CI liner)(3-5/16")(Incl.2,2 0 & 72) |
| 2 | 27652 | | Pin, Dowel |
| 3 | 650820 | | Screw, 1/4-20 x 1/2" |
| 37A | 30322 | | Nut & Lockwasher, 8-32 |
| 72 | 27642 | | Plug, Oil drain |
| 101 | 610118 | | Cover, Spark plug |
| 103 | 650489 | | Screw, 1/4-20 x 5/8" |
| 129 | 650727 | | Screw, 5/16-18 x 1-3/4 (Use as required) |
| 131A | 650713 | | Screw, 5/16-18 x 5/8" |
| 131 | 650737 | | Screw, 1/4-20 x 1/2" (Use as required) |
| 131 | 650738 | | Screw, 1/4-20 x 5/8 (Use as required) |
| 169 | 27896A | | * Gasket, Breather |
| 170 | 28423 | | Body, Breather |
| 171 | 28424 | | Element, Breather |
| 172 | 28425 | | Cover, Breather |
| 173 | 35350 | | Tube, Breather |
| 174 | 650128 | | Screw, 10-24 x 1/2" |
| 178 | 29752 | | Nut & Lockwasher, 1/4-28 |
| 207 | 33878 | | Link, Governor lever-to-throttle |
| 222A | | | Pop Rivet (Can be purchased locally) |
| 275B | 391026 | | Muffler (Incl. 284, 284A & 416) (This spark arrester muffler can be used on any model.) |
| 275C | 35056 | | Muffler |
| 276 | 31588 | | Plate, Muffler locking |
| 276 | 35741 | | Plate, Muffler locking |
| 277 | 650729 | | Screw, 5/16-18 x 3-3/16" (Use as required) |
| 277 | 651002 | | Screw, 5/16-18 x 4-1/4" (Use as required) |
| 285A | 33662 | | Hub & Screen Assy. |
| 301A | 410144B | | Fuel Cap (White Plastic)(Standard) (Use as required) (1.5" I.D.) |
| 301A | 33032 | | Fuel Cap (Red Plastic) (Spurt Resistant, Low Profile) (Use as required) (1.5" I.D.) |
| 301A | 34210 | | Fuel Cap (Red Plastic) (Spurt Resistant, High Profile) (Use as required) (1.5" I.D.) |
| 301A | 35355 | | Fuel Cap (Red Plastic)(1.75" I.D.) |
| 313A | 33876 | | Gasket, Stator (Used only on Std. point ign.) |
| 330 | 35305 | | Wire, Ground |
| 337 | 35057A | | Cover, Carburetor (Incl. 329) |
| 338A | 31291 | | Plug, Cover |
| 375 | 610848 | | Magneto (w/ring gear for 120 Volt starter) NOTE: The complete magneto is not available as an assembly. Themagneto number is shown for reference purpose only. Order component parts individually, as shown in parts list. (Refer to Division 5, Section B, page 28 for breakdown or Fiche 18B, Grid F-1 |
| 377 | 30547A | | Breaker Points (Use with Std. point ign.) |
| 378 | 30548B | | Condenser |
| 380 | 632370 | | Carburetor (Incl. 184 & 379) (Refer to Division 5, Section A, page 200 for breakdown or Fiche18B, Grid E-13) |
| 421 | 730226 | | SAE 5W30 4-Cycle Engine Oil (Quart) |
| 422 | 35824 | | Muffler Optional |