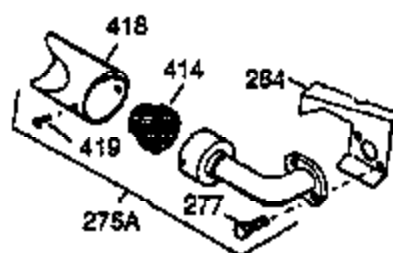
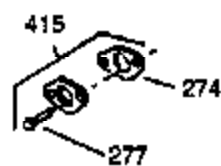
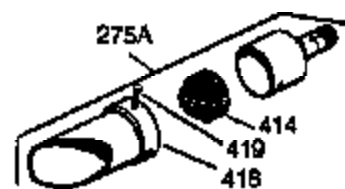
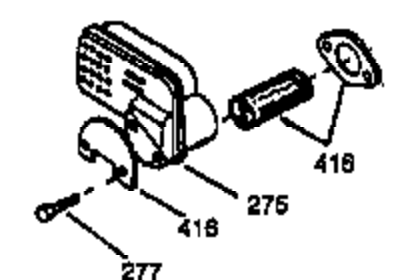


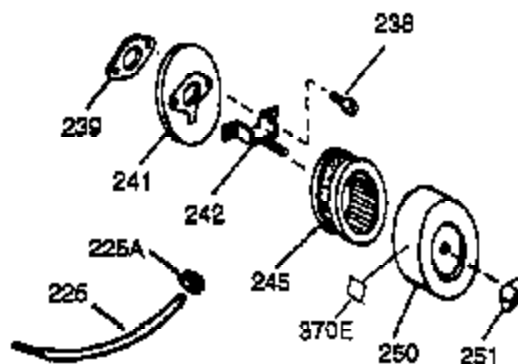
| Ref # | Part Number | Qty | Description |
|-------|-------------|-----|---|
| 1 | 35371 | | Cylinder (CI liner)(3-5/16")(Incl.2,2 0 & 72) |
| 2 | 27652 | | Pin, Dowel |
| 15B | 650494 | | Screw, 6-40 x 5/16" |
| 15A | 30700 | | Yoke, Governor |
| 15 | 30699C | | Rod Assy., Governor (Incl. 15A & 15B) |
| 16 | 33454 | | Governor Lever Assy. |
| 17 | 29916 | | Clamp, Governor lever |
| 18 | 650548 | | Screw, 8-32 x 5/16" |
| 20 | 35319 | | Seal, Oil |
| 25 | 35256A | | Blower Housing Baffle (With electric starter knockout) (Use as required) |
| 25 | 35326 | | Baffle, Blower housing |
| 25 | 29536 | | Blower Housing Baffle (Without electric starter knockout) (Use as required) |
| 26 | 650561 | | Screw, 1/4-20 x 5/8" |
| 30 | 35441A | | Crankshaft |
| 35 | 29826 | | Screw, 10-32 x 3/4" |
| 36 | 29918 | | Lockwasher, #8 E.T. |
| 37 | 29216 | | Locknut, 10-32 |
| 37A | 30322 | | Nut & Lockwasher, 8-32 |
| 38 | 29642 | | Ring, Retaining |
| 40 | 34860A | | Piston, Pin & Ring Set (Std.)(3-5/16") |
| 40 | 34861A | | Piston, Pin & Ring Set (.010" OS) |
| 40 | 34862A | | Piston, Pin & Ring Set (.020" OS) |
| 41 | 34863 | | Piston & Pin Ass'y. (Std.)(3-5/16")(I ncl.43) |
| 41 | 34864 | | Piston & Pin Ass'y. (.010" OS) (Incl. 43) |
| 41 | 34865 | | Piston & Pin Ass'y. (.020" OS) (Incl. 43) |
| 42 | 34866A | | Ring Set (Std.) (3-5/16" Bore) |
| 42 | 34867A | | Ring Set (.010" OS) |
| 42 | 34868A | | Ring Set (.020" OS) |
| 43 | 27888 | | Ring, Piston Pin retaining |
| 45 | 35373A | | Rod Assy., Connecting (Incl. 46, 47 & 49) |
| 46 | 650908 | | Bolt, Connecting rod |
| 47 | 650882 | | Connecting Rod Bolt (2 pcs. on early Specs.) |
| 48 | 34034 | | Lifter, Valve |
| 49 | 35374 | | Dipper, Oil |
| 50 | 35375 | | Camshaft (MCR) |
| 60 | 33273A | | Extension, Blower housing |
| 64 | 650802 | | Screw, 1/4-20 x 5/8" |
| 65 | 650128 | | Screw, 10-24 x 1/2" |
| 69 | 35262 | | * Gasket, Flange |
| 70 | 35376 | | Cover, Cylinder (Incl. 71, 75 & 80) |
| 71 | 35377 | | Bushing, Crankshaft |
| 72 | 27642 | | Plug, Oil drain |
| 75 | 35319 | | Seal, Oil |
| 80 | 31845 | | Shaft, Mechanical governor |
| 81 | 30590A | | Washer, Flat |
| 82 | 35378 | | Gear Assy., Governor (Incl. 81) |
| 83 | 30588A | | Spool, Governor |
| 84 | 29193 | | Ring, Retaining |
| 86 | 650833 | | Screw, 1/4-20 x 1-3/16 (Use as requir ed) |
| 87 | 650832 | | Screw, 1/4-20 x 1-11/16" (Use as requ ired) |
| 89 | 32589 | | Key, Flywheel |
| 90 | 611091 | | Flywheel (w/ring gear) |
| 92 | 650880 | | Washer, Lock |
| 93 | 650881 | | Nut, 5/8-18 |
| 100 | 35135 | | Solid State Assy. |

| Ref # | Part Number | Qty | Description |
|-------|-------------|-----|--|
| 102 | 650872 | | Stud, Solid state mounting |
| 103 | 650814 | | Screw, Torx T-15, 10-24 x 1" |
| 108 | 29783 | | Pin, Crankshaft gear (Only serviceable when gear is pinned to crank.) |
| 109 | 33245 | | Gear, Crankshaft |
| 119 | 34923A | | * Gasket, Cylinder head |
| 120 | 34030A | | Head, Cylinder |
| 125 | 27878A | | Exhaust Valve (Std.) (Incl. 151) |
| 125 | 27880A | | Exhaust Valve (1/32" OS) (Incl. 151) |
| 126 | 34035 | | Intake Valve (Std.) (Incl. 151) |
| 126 | 34036 | | Intake Valve (1/32" OS) (Incl. 151) |
| 127 | 650691 | | Washer (Do not use with No. 6021A screw.) |
| 128 | 650690 | | Washer, Belleville (Use as required) |
| 129 | 650727 | | Screw, 5/16-18 x 1-3/4 (Use as required) |
| 130 | 6021A | | Screw, 5/16-18 x 1-1/2" (Use as required, but do not use No. 650691 washer.) |
| 130 | 650711 | | Screw, 5/16-18 x 1-5/8" (Use as required) (Can use 6021A but discard 650691 washer.) |
| 130 | 650694A | | Screw, 5/16-18 x 2" (Use as required) |
| 131 | 650737 | | Screw, 1/4-20 x 1/2" (Use as required) |
| 131 | 650738 | | Screw, 1/4-20 x 5/8 (Use as required) |
| 131A | 650713 | | Screw, 5/16-18 x 5/8" |
| 133 | 650890 | | Washer, Internal Lock |
| 134 | 30747 | | Clip, Spark plug shorting |
| 135 | 33636 | | Resistor Spark Plug |
| 139 | 33369 | | Bracket, Governor gear |
| 140 | 650836 | | Screw, 10-24 x 1/2" |
| 149A | 35862 | | Seal Assy., Intake valve |
| 150 | 27881 | | Spring, Valve |
| 151 | 32581 | | Cap, Lower valve spring |
| 169 | 27896A | | * Gasket, Breather |
| 170 | 28423 | | Body, Breather |
| 171 | 28424 | | Element, Breather |
| 172 | 28425 | | Cover, Breather |
| 173 | 35350 | | Tube, Breather |
| 174 | 650128 | | Screw, 10-24 x 1/2" |
| 178 | 29752 | | Nut & Lockwasher, 1/4-28 |
| 182 | 30088A | | Screw, 1/4-28 x 1" |
| 184 | 33263 | | * Gasket, Carburetor |
| 185 | 34707 | | Pipe, Intake |
| 207 | 33878 | | Link, Governor lever-to-throttle |
| 222A | | | Pop Rivet (Can be purchased locally) |
| 223 | 650378 | | Screw, Torx T-30, 5/16-18 x 1-1/8" |
| 224 | 27915A | | * Gasket, Intake pipe |
| 250B | 33269A | | Cover, Air cleaner |
| 260 | 33375D | | Blower Housing (For electric starter) |
| 261 | 650788 | | Screw, 5/16-18 x 3/4" |
| 262 | 29747B | | Screw, 5/16-24 x 21/32" |
| 265 | 33272B | | Cover, Cylinder head |
| 275 | 33280A | | Muffler |
| 276 | 31588 | | Plate, Muffler locking |
| 276 | 35741 | | Plate, Muffler locking |
| 277 | 650729 | | Screw, 5/16-18 x 3-3/16" (Use as required) |
| 277 | 651002 | | Screw, 5/16-18 x 4-1/4" (Use as required) |
| 285 | 35287 | | Cup, Starter |
| 286 | 35446 | | Screen, Starter |

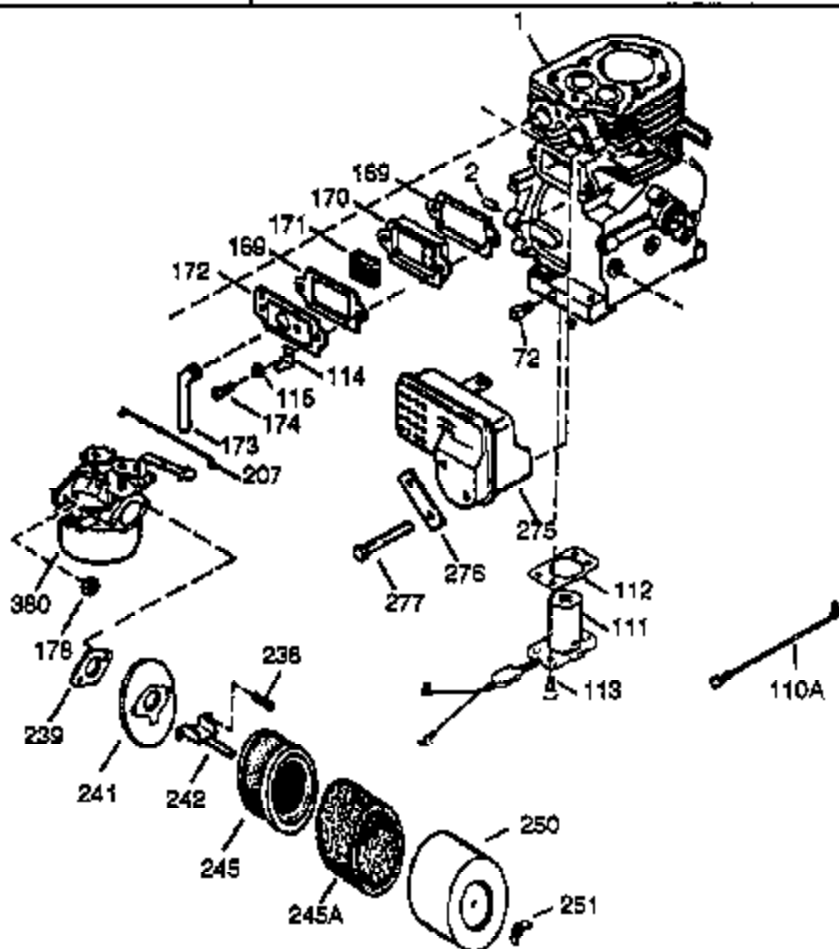
| Ref # | Part Number | Qty | Description |
|-------|-------------|-----|--|
| 287 | 29752 | | Nut, 1/4-28 |
| 290 | 29774 | | Fuel Line (Braided 8-1/4")(21cm)(As required) |
| 290 | 30962 | | Fuel Line (Braided 32")(80cm)(As required) |
| 291 | 30705 | | Fuel Line (Braided 16")(40cm)(As required) |
| 292 | 26460 | | Fuel Line Clamp (Use as required) |
| 298 | 650665 | | Screw, 1/4-15 x 7/8" |
| 300 | 34186A | | Fuel Tank (Incl. 292 & 301) NOTE: These tanks were built with different size fuel inlet openings. Tanks with the 1-3/16" I.D. opening use fuel cap 34210. Tanks with the 1-1/2" I.D. opening use fuel cap 35355. |
| 301 | 35650 | | Fuel Cap (Red Plastic) (1.75" I.D.) |
| 301A | 410144B | | Fuel Cap (White Plastic)(Standard) (Use as required) (1.5" I.D.) |
| 301A | 33032 | | Fuel Cap (Red Plastic) (Spurt Resistant, Low Profile) (Use as required) (1.5" I.D.) |
| 306 | 29673 | | * Gasket, Oil filler |
| 310 | 31297 | | Dipstick (Incl. 307) |
| 310B | 35941 | | Dipstick (Incl. 306) |
| 327 | 35392 | | Plug, Starter |
| 338A | 31291 | | Plug, Cover |
| 340 | 34154 | | Plate, Upper fuel tank mtg. |
| 341 | 34155 | | Bracket, Lower fuel tank mtg. |
| 342 | 650561 | | Screw, 1/4-20 x 5/8" |
| 361 | 30063 | | Screw, Torx T-30, 1/4-20 x 1/2" |
| 370 | 34346 | | Decal, Instruction |
| 370 | 35274 | | Decal, Instruction |
| 370A | 34686 | | Decal, Name |
| 379 | 631021 | | Inlet Needle, Seat & Clip Assy. |
| 380 | 632242 | | Carburetor (Incl. 184 & 379) (Refer to Division 5, Section A, page A4-4 for breakdown or Fiche 18B, Grid D-3) |
| 390 | 590633 | | Rewind Starter (Refer to Division 5, Section C, page 30 for breakdown or Fiche 18B, Grid G-1) |
| 395 | 35763A | | Electric Starter Motor (12 Volt) (Refer to service number stamped on end cap of motor, or on decal, for identification. Refer to Division 5, Section D for breakdown or Fiche 18B, Grid G-6) |
| 400 | 33279G | | * Gasket Set (Incl. items marked *) |
| 420 | 730225 | | SAE 30 4-Cycle Engine Oil (Quart) |
| 421 | 730226 | | SAE 5W30 4-Cycle Engine Oil (Quart) |
| 422 | 35824 | | Muffler Optional |



| Ref # | Part Number | Qty | Description |
|-------|-------------|-----|--|
| 37A | 30322 | | Nut & Lockwasher, 8-32 |
| 64 | 650802 | | Screw, 1/4-20 x 5/8" |
| 129 | 650727 | | Screw, 5/16-18 x 1-3/4 (Use as required) |
| 131A | 650713 | | Screw, 5/16-18 x 5/8" |
| 131 | 650737 | | Screw, 1/4-20 x 1/2" (Use as required) |
| 131 | 650738 | | Screw, 1/4-20 x 5/8 (Use as required) |
| 222A | | | Pop Rivet (Can be purchased locally) |
| 250B | 33269A | | Cover, Air cleaner |
| 274 | 35865 | | Gasket, Exhaust |
| 275 | 33280A | | Muffler |
| 277 | 650729 | | Screw, 5/16-18 x 3-3/16" (Use as required) |
| 277 | 651002 | | Screw, 5/16-18 x 4-1/4" (Use as required) |
| 290 | 29774 | | Fuel Line (Braided 8-1/4")(21cm)(As required) |
| 290 | 30962 | | Fuel Line (Braided 3/2")(80cm)(As required) |
| 292 | 26460 | | Fuel Line Clamp (Use as required) |
| 298 | 650665 | | Screw, 1/4-15 x 7/8" |
| 300 | 34186A | | Fuel Tank (Incl. 292 & 301) NOTE: These tanks were built with different size fuel inlet openings. Tanks with the 1-3/16" I.D. opening use fuel cap 34210. Tanks with the 1-1/2" I.D. opening use fuel cap 35355. |
| 301 | 35650 | | Fuel Cap (Red Plastic) (1.75" I.D.) |
| 301A | 410144B | | Fuel Cap (White Plastic)(Standard) (Use as required) (1.5" I.D.) |
| 301A | 33032 | | Fuel Cap (Red Plastic) (Spurt Resistant, Low Profile) (Use as required) (1.5" I.D.) |
| 306 | 29673 | | * Gasket, Oil filler |
| 310B | 35941 | | Dipstick (Incl. 306) |
| 338A | 31291 | | Plug, Cover |
| 341 | 34155 | | Bracket, Lower fuel tank mtg. |
| 342 | 650561 | | Screw, 1/4-20 x 5/8" |
| 414 | 33323 | | Opt.Muffler Screen (Mini-Bike application) |
| 415 | 730130 | | Kit, Exhaust adapter (Incl. 274 & 277) |
| 418 | 33700 | | Cover & Tube, Muffler (use as required) |
| 419 | 650578 | | Screw, 8-18 x 3/8" (use as required) |
| 421 | 730226 | | SAE 5W30 4-Cycle Engine Oil (Quart) |
| 422 | 35824 | | Muffler Optional |



| Ref # | Part Number | Qty | Description |
|-------|-------------|-----|---|
| 37A | 30322 | | Nut & Lockwasher, 8-32 |
| 64 | 650802 | | Screw, 1/4-20 x 5/8" |
| 129 | 650727 | | Screw, 5/16-18 x 1-3/4 (Use as required) |
| 131A | 650713 | | Screw, 5/16-18 x 5/8" |
| 131 | 650737 | | Screw, 1/4-20 x 1/2" (Use as required) |
| 131 | 650738 | | Screw, 1/4-20 x 5/8 (Use as required) |
| 200B | 730152 | | Control Bracket (Incl. 1158-1171)(As required) |
| 222A | | | Pop Rivet (Can be purchased locally) |
| 227 | 730127 | | Air Cleaner Assy. (Incl. 238, 239, 242, 246, 250) (Use as required) |
| 238 | 28820 | | Screw, 10-32 x 1/2" |
| 239 | 27272A | | * Gasket, Air cleaner |
| 241 | 33266 | | Bracket, Air cleaner |
| 242 | 33267 | | Bracket, Air cleaner |
| 245 | 33268 | | Element, Air cleaner |
| 250B | 33269A | | Cover, Air cleaner |
| 251 | 650513 | | Nut, Wing 1/4-20 |
| 290 | 29774 | | Fuel Line (Braided 8-1/4")(21cm)(As required) |
| 290 | 30962 | | Fuel Line (Braided 3/2")(80cm)(As required) |
| 291 | 30705 | | Fuel Line (Braided 1/6")(40cm)(As required) |
| 293 | 33715 | | Impulse Fuel Pump NOTE: 34385 and 33715 (WIP)pumps are replaced by 35813 and 35800 (WIP) pumps. The 33010 (3000 series) repair kit is still available. The 35791 repair kit is used with the 35813 and 35800 fuel pumps. |
| 294 | 35791 | | Fuel Pump Repair Kit NOTE: 34385 and 33715 (WIP)pumps are replaced by 35813 and 35800 (WIP) pumps. The 33010 (3000 series) repair kit is still available. The 35791 repair kit is used with the 35813 and 35800 fuel pumps. |
| 301A | 410144B | | Fuel Cap (White Plastic)(Standard) (Use as required) (1.5" I.D.) |
| 301A | 33032 | | Fuel Cap (Red Plastic) (Spurt Resistant, Low Profile) (Use as required) (1.5" I.D.) |
| 303 | 32958 | | Fitting, Fuel |
| 306 | 29673 | | * Gasket, Oil filler |
| 310B | 35941 | | Dipstick (Incl. 306) |
| 327 | 35392 | | Plug, Starter |
| 338A | 31291 | | Plug, Cover |
| 370 | 34346 | | Decal, Instruction |
| 370 | 35274 | | Decal, Instruction |
| 421 | 730226 | | SAE 5W30 4-Cycle Engine Oil (Quart) |
| 422 | 35824 | | Muffler Optional |
| 1159 | 30312 | | Screw, 10-32 x 1/2" |
| 1160 | 28820 | | Screw, 10-32 x 1/2" |
| 1160 | 27070 | | Lockwasher |
| 1185 | 33816 | | Hub & Screen Assy. |



| Ref # | Part Number | Qty | Description |
|-------|-------------|-----|---|
| 1 | 35371 | | Cylinder (Cl liner)(3-5/16")(Incl.2,2 0 & 72) |
| 2 | 27652 | | Pin, Dowel |
| 37A | 30322 | | Nut & Lockwasher, 8-32 |
| 64 | 650802 | | Screw, 1/4-20 x 5/8" |
| 72 | 27642 | | Plug, Oil drain |
| 90 | 611091 | | Flywheel (w/ring gear) |
| 94 | 33450 | | Lock Nut, 10-32 |
| 95 | 30886A | | Spring, Governor bolt |
| 96 | 30845A | | Bolt, Governor adjusting |
| 100 | 35135 | | Solid State Assy. |
| 102 | 650872 | | Stud, Solid state mounting |
| 103 | 650814 | | Screw, Torx T-15, 10-24 x 1" |
| 129 | 650727 | | Screw, 5/16-18 x 1-3/4 (Use as required) |
| 131A | 650713 | | Screw, 5/16-18 x 5/8" |
| 131 | 650737 | | Screw, 1/4-20 x 1/2" (Use as required) |
| 131 | 650738 | | Screw, 1/4-20 x 5/8 (Use as required) |
| 169 | 27896A | | * Gasket, Breather |
| 170 | 28423 | | Body, Breather |
| 171 | 28424 | | Element, Breather |
| 172 | 28425 | | Cover, Breather |
| 173 | 35350 | | Tube, Breather |
| 174 | 650128 | | Screw, 10-24 x 1/2" |
| 178 | 29752 | | Nut & Lockwasher, 1/4-28 |
| 207 | 33878 | | Link, Governor lever-to-throttle |
| 222A | | | Pop Rivet (Can be purchased locally) |
| 238 | 28820 | | Screw, 10-32 x 1/2" |
| 239 | 27272A | | * Gasket, Air cleaner |
| 241 | 33266 | | Bracket, Air cleaner |
| 242 | 33267 | | Bracket, Air cleaner |
| 245 | 33268 | | Element, Air cleaner |
| 250B | 33269A | | Cover, Air cleaner |
| 251 | 650513 | | Nut, Wing 1/4-20 |
| 275 | 33280A | | Muffler |
| 275B | 391026 | | Muffler (Incl. 284, 284A & 416) (This spark arrester muffler can be used on any model.) |
| 276 | 31588 | | Plate, Muffler locking |
| 276 | 35741 | | Plate, Muffler locking |
| 277 | 650729 | | Screw, 5/16-18 x 3-3/16" (Use as required) |
| 277 | 651002 | | Screw, 5/16-18 x 4-1/4" (Use as required) |
| 301A | 410144B | | Fuel Cap (White Plastic)(Standard) (Use as required) (1.5" I.D.) |
| 301A | 33032 | | Fuel Cap (Red Plastic) (Spurt Resistant, Low Profile) (Use as required) (1.5" I.D.) |
| 306 | 29673 | | * Gasket, Oil filler |
| 310B | 35941 | | Dipstick (Incl. 306) |
| 313A | 33876 | | Gasket, Stator (Used only on Std. point ign.) |
| 338A | 31291 | | Plug, Cover |
| 361 | 30063 | | Screw, Torx T-30, 1/4-20 x 1/2" |
| 377 | 30547A | | Breaker Points (Use with Std. point ign.) |
| 380 | 632242 | | Carburetor (Incl. 184 & 379) (Refer to Division 5, Section A, page A4-4 for breakdown or Fiche 18B, Grid D-3) |
| 421 | 730226 | | SAE 5W30 4-Cycle Engine Oil (Quart) |
| 422 | 35824 | | Muffler Optional |