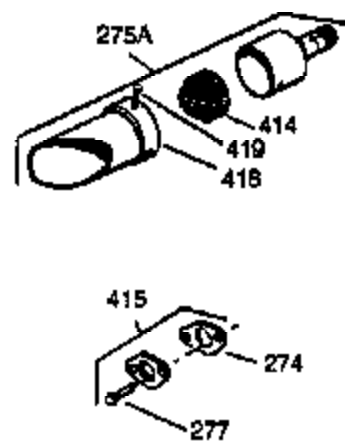
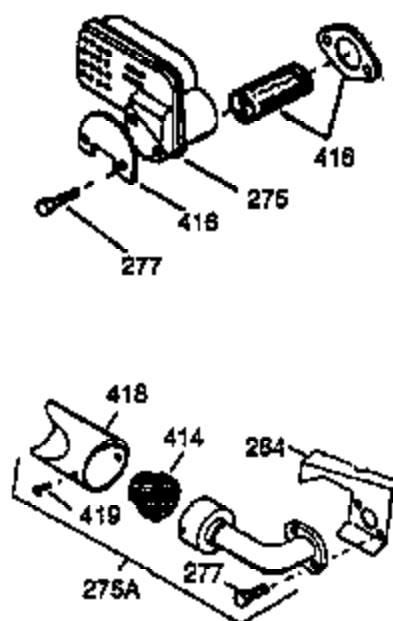
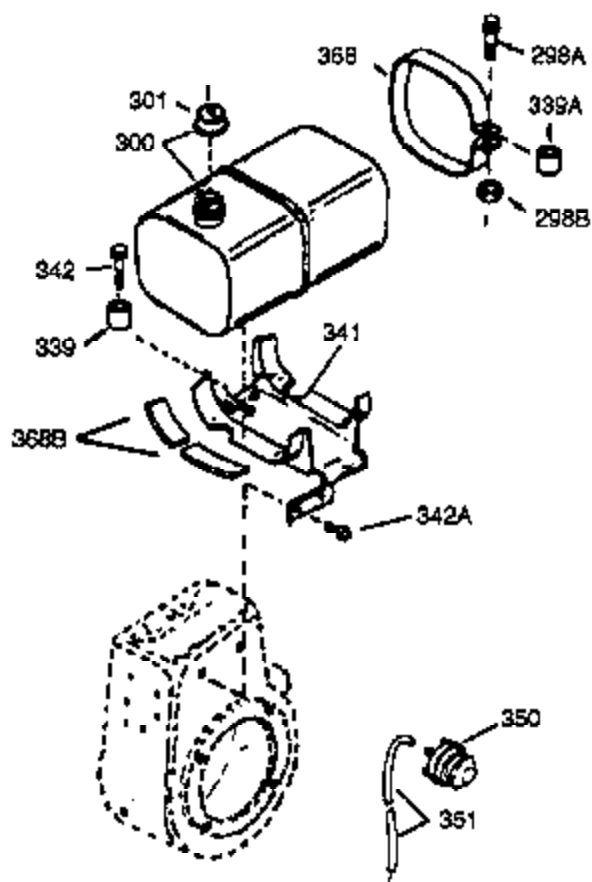
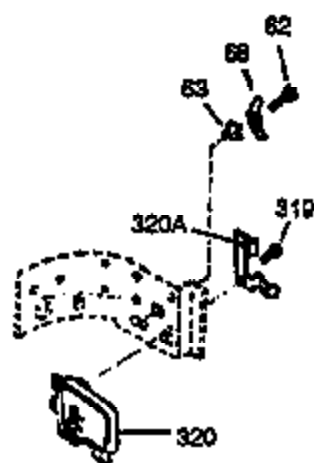
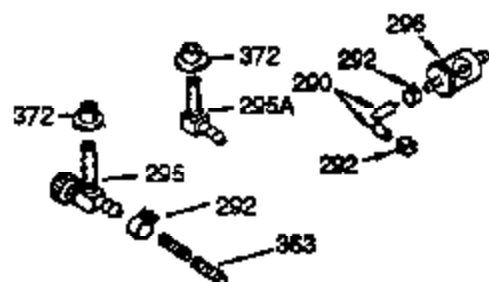
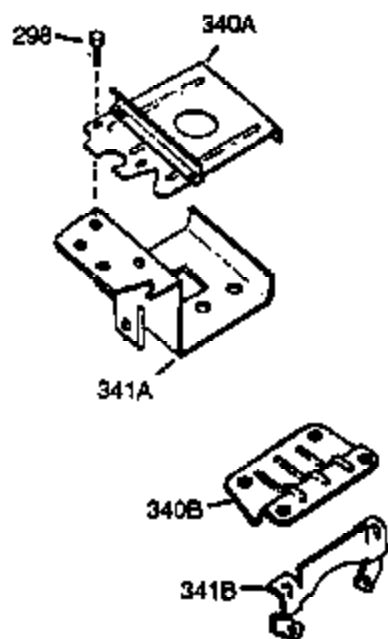


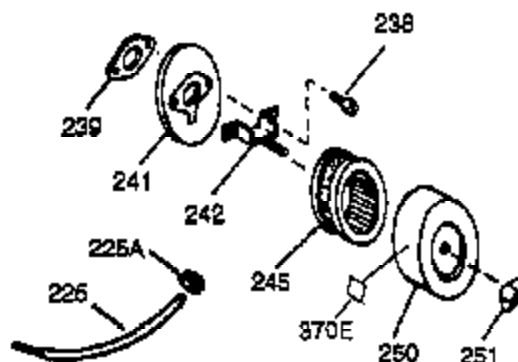
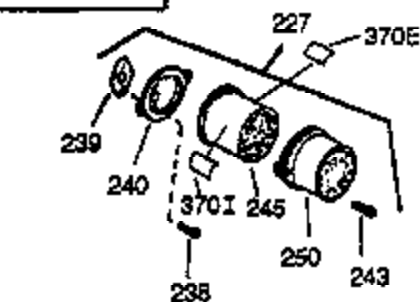
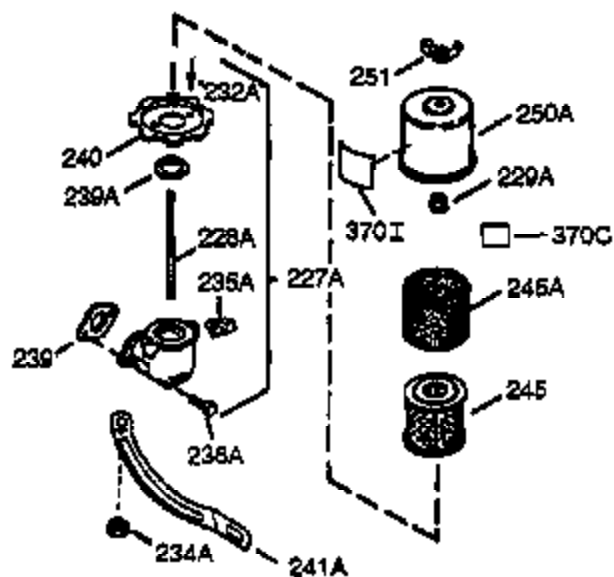
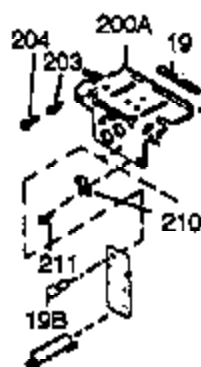
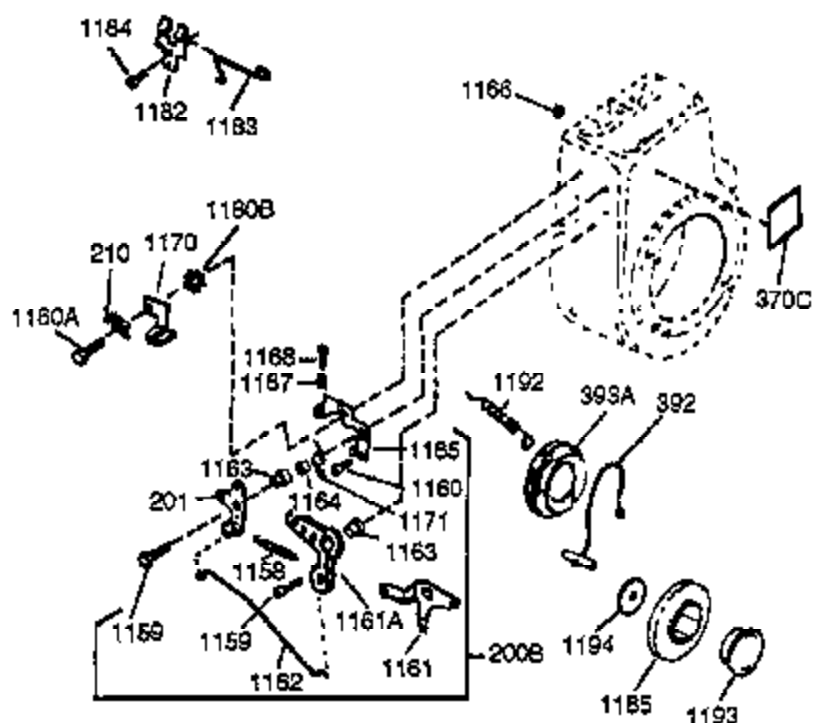
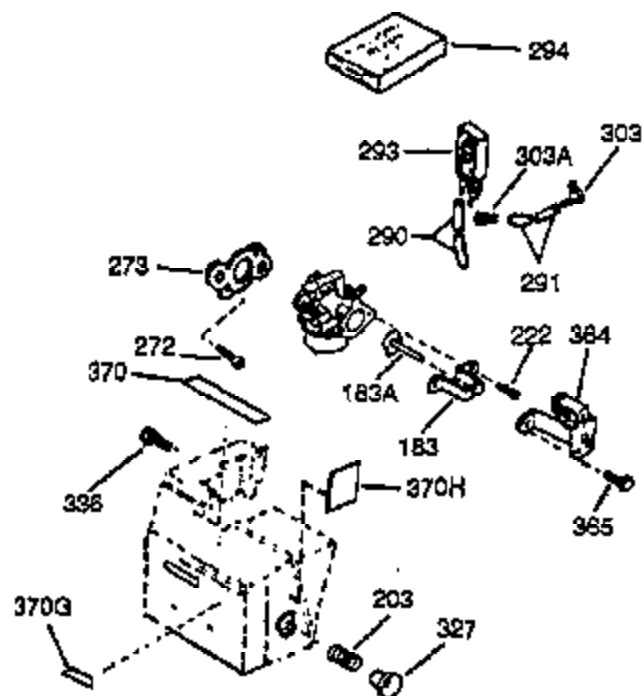
Ref #	Part Number	Qty	Description
1	35371		Cylinder (CI liner)(3-5/16")(Incl.2,2 0 & 72)
2	27652		Pin, Dowel
15A	30700		Yoke, Governor
15B	650494		Screw, 6-40 x 5/16"
15	30699C		Rod Assy., Governor (Incl. 15A & 15B)
16	33454		Governor Lever Assy.
17	29916		Clamp, Governor lever
18	650548		Screw, 8-32 x 5/16"
20	35319		Seal, Oil
25	35256A		Blower Housing Baffle (With electric starter knockout) (Use as required)
25	35326		Baffle, Blower housing
25	29536		Blower Housing Baffle (Without electric starter knockout) (Use as required)
26	650561		Screw, 1/4-20 x 5/8"
30	35441A		Crankshaft
35	29826		Screw, 10-32 x 3/4"
36	29918		Lockwasher, #8 E.T.
37	29216		Locknut, 10-32
37A	30322		Nut & Lockwasher, 8-32
38	29642		Ring, Retaining
40	35776		Piston, Pin & Ring Set (Std.)(3-3/16")
40	35777		Piston, Pin & Ring Set (.010" OS)
40	35778		Piston, Pin & Ring Set (.020" OS)
41	35773		Piston & Pin Ass'y. (Std.)(3-5/16")(I ncl.43)
41	35774		Piston & Pin Ass'y. (.010" OS) (Incl. 43)
41	35775		Piston & Pin Ass'y. (.020" OS) (Incl. 43)
42	35779		Ring Set (Std.) (3-5/16" Bore)
42	35780		Ring Set (.010" OS)
42	35781		Ring Set (.020" OS)
43	35772		Ring, Piston Pin retaining
45	35681		Rod Assy., Connecting (Incl. 46, 47 & 49)
46	650908		Bolt, Connecting rod
47	650882		Connecting Rod Bolt (2 pcs. on early Specs.)
48	34034		Lifter, Valve
49	35374		Dipper, Oil
50	35375		Camshaft (MCR)
60	33273A		Extension, Blower housing
64	650802		Screw, 1/4-20 x 5/8"
65	650128		Screw, 10-24 x 1/2"
69	35262		* Gasket, Flange
70	35376		Cover, Cylinder (Incl. 71, 75 & 80)
71	35377		Bushing, Crankshaft
72	27642		Plug, Oil drain
75	35319		Seal, Oil
80	31845		Shaft, Mechanical governor
81	30590A		Washer, Flat
82	35378		Gear Assy., Governor (Incl. 81)
83	30588A		Spool, Governor
84	29193		Ring, Retaining
86	650833		Screw, 1/4-20 x 1-3/16 (Use as requir ed)
87	650832		Screw, 1/4-20 x 1-11/16" (Use as requ ired)
89	32589		Key, Flywheel
90	611091		Flywheel (w/ring gear)
100	35135		Solid State Assy.
102	650872		Stud, Solid state mounting
103	650814		Screw, Torx T-15, 10-24 x 1"

Ref #	Part Number	Qty	Description
108	29783		Pin, Crankshaft gear (Only serviceable when gear is pinned to crank.)
109	33245		Gear, Crankshaft
119	34923A		* Gasket, Cylinder head
120	34030A		Head, Cylinder
125	27878A		Exhaust Valve (Std.) (Incl. 151)
125	27880A		Exhaust Valve (1/32" OS) (Incl. 151)
126	34035		Intake Valve (Std.) (Incl. 151)
126	34036		Intake Valve (1/32" OS) (Incl. 151)
127	650691		Washer (Do not use with No. 6021A screw.)
128	650690		Washer, Belleville (Use as required)
129	650727		Screw, 5/16-18 x 1-3/4 (Use as required)
130	6021A		Screw, 5/16-18 x 1-1/2" (Use as required, but do not use No. 650691 washer.)
130	650711		Screw, 5/16-18 x 1-5/8" (Use as required) (Can use 6021A but discard 650691 washer.)
130	650694A		Screw, 5/16-18 x 2" (Use as required)
131A	650713		Screw, 5/16-18 x 5/8"
131	650737		Screw, 1/4-20 x 1/2" (Use as required)
131	650738		Screw, 1/4-20 x 5/8 (Use as required)
133	650890		Washer, Internal Lock
134	30747		Clip, Spark plug shorting
135	33636		Resistor Spark Plug
139	33369		Bracket, Governor gear
140	650836		Screw, 10-24 x 1/2"
149A	35862		Seal Assy., Intake valve
150	27881		Spring, Valve
151	32581		Cap, Lower valve spring
169	27896A		* Gasket, Breather
170	28423		Body, Breather
171	28424		Element, Breather
172	28425		Cover, Breather
173	35350		Tube, Breather
174	650128		Screw, 10-24 x 1/2"
178	29752		Nut & Lockwasher, 1/4-28
182	30088A		Screw, 1/4-28 x 1"
184	33263		* Gasket, Carburetor
185	34707		Pipe, Intake
203	31342		Spring, Compression
204	650549		Screw, 5-40 x 7/16"
206	610973		Terminal Assy.
207	33878		Link, Governor lever-to-throttle
222A			Pop Rivet (Can be purchased locally)
223	650378		Screw, Torx T-30, 5/16-18 x 1-1/8"
224	27915A		* Gasket, Intake pipe
250B	33269A		Cover, Air cleaner
260	36243		Blower Housing (Incl. 340)
261	650788		Screw, 5/16-18 x 3/4"
262	29747B		Screw, 5/16-24 x 21/32"
265	33272B		Cover, Cylinder head
275	33280A		Muffler
276	31588		Plate, Muffler locking
276	35741		Plate, Muffler locking
277	650729		Screw, 5/16-18 x 3-3/16" (Use as required)
277	651002		Screw, 5/16-18 x 4-1/4" (Use as required)
281	33013		Cover, Starter bubble

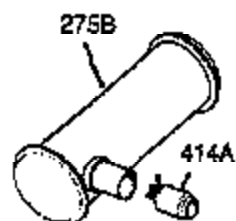
Ref #	Part Number	Qty	Description
282	650760		Screw, 8-32 x 7/16"
285	35287		Cup, Starter
286	35446		Screen, Starter
287	29752		Nut, 1/4-28
290	29774		Fuel Line (Braided 8-1/4")(21cm)(As required)
290	30962		Fuel Line (Braided 32")(80cm)(As required)
291	30705		Fuel Line (Braided 16")(40cm)(As required)
292	26460		Fuel Line Clamp (Use as required)
298	650665		Screw, 1/4-15 x 7/8"
300	34186A		Fuel Tank (Incl. 292 & 301) NOTE: These tanks were built with different size fuel inlet openings. Tanks with the 1-3/16" I.D. opening use fuel cap 34210. Tanks with the 1-1/2" I.D. opening use fuel cap 35355.
301	35650		Fuel Cap (Red Plastic) (1.75" I.D.)
301A	410144B		Fuel Cap (White Plastic)(Standard) (Use as required) (1.5" I.D.)
301A	33032		Fuel Cap (Red Plastic) (Spurt Resistant, Low Profile) (Use as required) (1.5" I.D.)
306	29673		* Gasket, Oil filler
307	35499		"O" Ring
310B	35941		Dipstick (Incl. 306)
310	31297		Dipstick (Incl. 307)
311	27625		Oil Fill Plug (Incl. 312)
312	29673		* Gasket, Oil filler plug
327	35392		Plug, Starter
338A	31291		Plug, Cover
340	34154		Plate, Upper fuel tank mtg.
341	34155		Bracket, Lower fuel tank mtg.
342	650561		Screw, 1/4-20 x 5/8"
370A	34686		Decal, Name
370	34346		Decal, Instruction
370	35274		Decal, Instruction
379	631021		Inlet Needle, Seat & Clip Assy.
380	632242		Carburetor (Incl. 184 & 379) (Refer to Division 5, Section A, page A4-4 for breakdown or Fiche 18B, Grid D-3)
390	590633		Rewind Starter (Refer to Division 5, Section C, page 30 for breakdown or Fiche 18B, Grid G-1)
400	33279G		* Gasket Set (Incl. items marked *)
420	730225		SAE 30 4-Cycle Engine Oil (Quart)
421	730226		SAE 5W30 4-Cycle Engine Oil (Quart)
422	35824		Muffler Optional



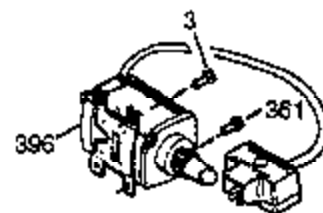
Ref #	Part Number	Qty	Description
37A	30322		Nut & Lockwasher, 8-32
64	650802		Screw, 1/4-20 x 5/8"
129	650727		Screw, 5/16-18 x 1-3/4 (Use as required)
131A	650713		Screw, 5/16-18 x 5/8"
131	650737		Screw, 1/4-20 x 1/2" (Use as required)
131	650738		Screw, 1/4-20 x 5/8 (Use as required)
222A			Pop Rivet (Can be purchased locally)
250B	33269A		Cover, Air cleaner
274	35865		Gasket, Exhaust
275	33280A		Muffler
277	650729		Screw, 5/16-18 x 3-3/16" (Use as required)
277	651002		Screw, 5/16-18 x 4-1/4" (Use as required)
290	29774		Fuel Line (Braided 8-1/4")(21cm)(As required)
290	30962		Fuel Line (Braided 3/2")(80cm)(As required)
292	26460		Fuel Line Clamp (Use as required)
298	650665		Screw, 1/4-15 x 7/8"
300	34186A		Fuel Tank (Incl. 292 & 301) NOTE: These tanks were built with different size fuel inlet openings. Tanks with the 1-3/16" I.D. opening use fuel cap 34210. Tanks with the 1-1/2" I.D. opening use fuel cap 35355.
301	35650		Fuel Cap (Red Plastic) (1.75" I.D.)
301A	410144B		Fuel Cap (White Plastic)(Standard) (Use as required) (1.5" I.D.)
301A	33032		Fuel Cap (Red Plastic) (Spurt Resistant, Low Profile) (Use as required) (1.5" I.D.)
306	29673		* Gasket, Oil filler
310B	35941		Dipstick (Incl. 306)
338A	31291		Plug, Cover
341	34155		Bracket, Lower fuel tank mtg.
342	650561		Screw, 1/4-20 x 5/8"
414	33323		Opt.Muffler Screen (Mini-Bike application)
415	730130		Kit, Exhaust adapter (Incl. 274 & 277)
418	33700		Cover & Tube, Muffler (use as required)
419	650578		Screw, 8-18 x 3/8" (use as required)
421	730226		SAE 5W30 4-Cycle Engine Oil (Quart)
422	35824		Muffler Optional



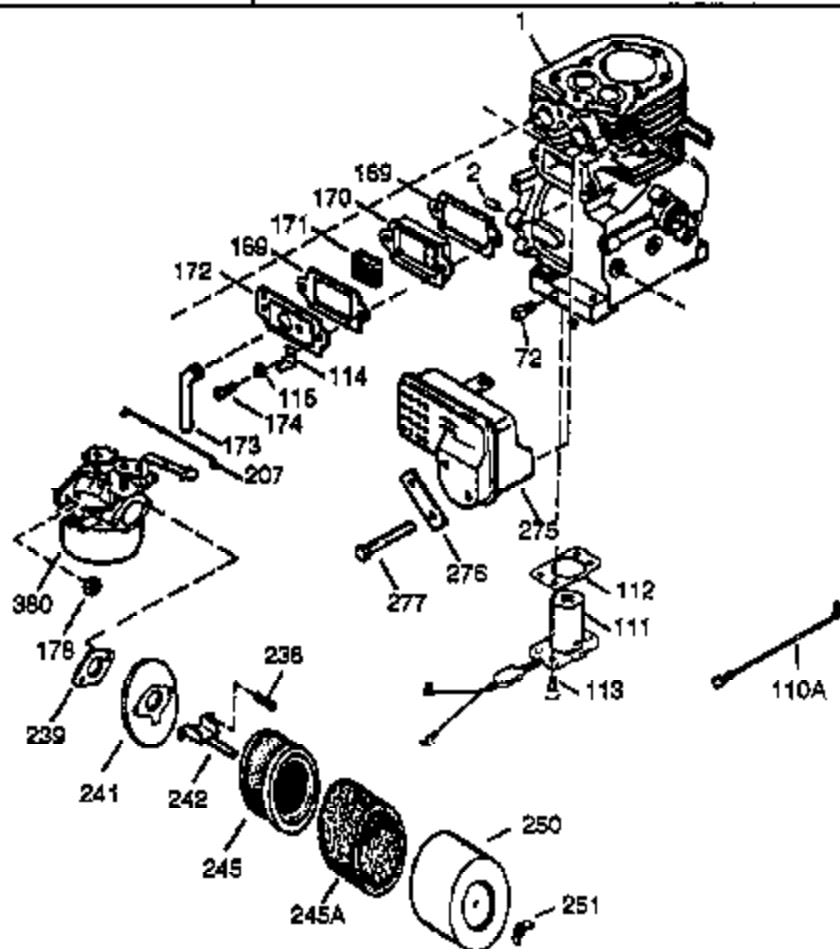

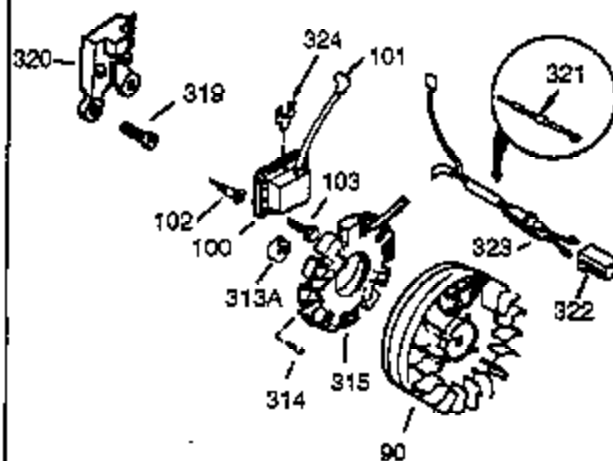
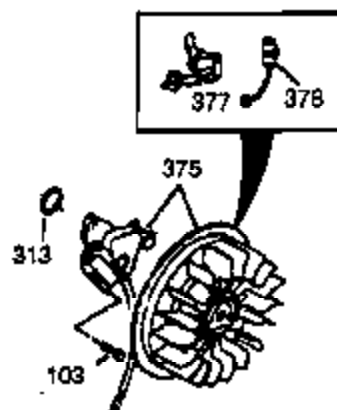
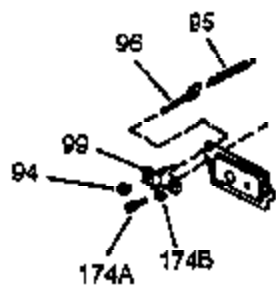
Ref #	Part Number	Qty	Description
37A	30322		Nut & Lockwasher, 8-32
64	650802		Screw, 1/4-20 x 5/8"
129	650727		Screw, 5/16-18 x 1-3/4 (Use as required)
131	650737		Screw, 1/4-20 x 1/2" (Use as required)
131	650738		Screw, 1/4-20 x 5/8 (Use as required)
131A	650713		Screw, 5/16-18 x 5/8"
200B	730152		Control Bracket (Incl. 1158-1171)(As required)
203	31342		Spring, Compression
204	650549		Screw, 5-40 x 7/16"
222A			Pop Rivet (Can be purchased locally)
227	730127		Air Cleaner Assy. (Incl. 238, 239, 242, 246, 250) (Use as required)
238	28820		Screw, 10-32 x 1/2"
239	27272A		* Gasket, Air cleaner
241	33266		Bracket, Air cleaner
242	33267		Bracket, Air cleaner
245	33268		Element, Air cleaner
250B	33269A		Cover, Air cleaner
251	650513		Nut, Wing 1/4-20
290	29774		Fuel Line (Braided 8-1/4")(21cm)(As required)
290	30962		Fuel Line (Braided 3/2")(80cm)(As required)
291	30705		Fuel Line (Braided 1/2")(40cm)(As required)
293	33715		Impulse Fuel Pump NOTE: 34385 and 33715 (WIP)pumps are replaced by 35813 and 35800 (WIP) pumps. The 33010 (3000 series) repair kit is still available. The 35791 repair kit is used with the 35813 and 35800 fuel pumps.
294	35791		Fuel Pump Repair Kit NOTE: 34385 and 33715 (WIP)pumps are replaced by 35813 and 35800 (WIP) pumps. The 33010 (3000 series) repair kit is still available. The 35791 repair kit is used with the 35813 and 35800 fuel pumps.
301A	410144B		Fuel Cap (White Plastic)(Standard) (Use as required) (1.5" I.D.)
301A	33032		Fuel Cap (Red Plastic) (Spurt Resistant, Low Profile) (Use as required) (1.5" I.D.)
303	32958		Fitting, Fuel
306	29673		* Gasket, Oil filler
310B	35941		Dipstick (Incl. 306)
327	35392		Plug, Starter
338A	31291		Plug, Cover
370	34346		Decal, Instruction
370	35274		Decal, Instruction
421	730226		SAE 5W30 4-Cycle Engine Oil (Quart)
422	35824		Muffler Optional
1159	30312		Screw, 10-32 x 1/2"
1160	28820		Screw, 10-32 x 1/2"
1160	27070		Lockwasher
1185	33816		Hub & Screen Assy.



OPTIONAL MUFFLER
(QUIET)



OPTIONAL 110-120 VOLT
STARTER MOTOR KIT



Ref #	Part Number	Qty	Description
1	35371		Cylinder (Cl liner)(3-5/16")(Incl.2,2 0 & 72)
2	27652		Pin, Dowel
37A	30322		Nut & Lockwasher, 8-32
64	650802		Screw, 1/4-20 x 5/8"
72	27642		Plug, Oil drain
90	611091		Flywheel (w/ring gear)
94	33450		Lock Nut, 10-32
95	30886A		Spring, Governor bolt
96	30845A		Bolt, Governor adjusting
100	35135		Solid State Assy.
102	650872		Stud, Solid state mounting
103	650814		Screw, Torx T-15, 10-24 x 1"
129	650727		Screw, 5/16-18 x 1-3/4 (Use as required)
131	650737		Screw, 1/4-20 x 1/2" (Use as required)
131	650738		Screw, 1/4-20 x 5/8 (Use as required)
131A	650713		Screw, 5/16-18 x 5/8"
169	27896A		* Gasket, Breather
170	28423		Body, Breather
171	28424		Element, Breather
172	28425		Cover, Breather
173	35350		Tube, Breather
174	650128		Screw, 10-24 x 1/2"
178	29752		Nut & Lockwasher, 1/4-28
207	33878		Link, Governor lever-to-throttle
222A			Pop Rivet (Can be purchased locally)
238	28820		Screw, 10-32 x 1/2"
239	27272A		* Gasket, Air cleaner
241	33266		Bracket, Air cleaner
242	33267		Bracket, Air cleaner
245	33268		Element, Air cleaner
250B	33269A		Cover, Air cleaner
251	650513		Nut, Wing 1/4-20
275	33280A		Muffler
275B	391026		Muffler (Incl. 284, 284A & 416) (This spark arrester muffler can be used on any model.)
276	31588		Plate, Muffler locking
276	35741		Plate, Muffler locking
277	650729		Screw, 5/16-18 x 3-3/16" (Use as required)
277	651002		Screw, 5/16-18 x 4-1/4" (Use as required)
301A	410144B		Fuel Cap (White Plastic)(Standard) (Use as required) (1.5" I.D.)
301A	33032		Fuel Cap (Red Plastic) (Spurt Resistant, Low Profile) (Use as required) (1.5" I.D.)
306	29673		* Gasket, Oil filler
310B	35941		Dipstick (Incl. 306)
313A	33876		Gasket, Stator (Used only on Std. point ign.)
338A	31291		Plug, Cover
377	30547A		Breaker Points (Use with Std. point ign.)
380	632242		Carburetor (Incl. 184 & 379) (Refer to Division 5, Section A, page A4-4 for breakdown or Fiche 18B, Grid D-3)
421	730226		SAE 5W30 4-Cycle Engine Oil (Quart)
422	35824		Muffler Optional