

ILLUSTRATION SHOWS TYPICAL PARTS ONLY. ORDER BY PART NUMBER, PARTS NOT LISTED ARE SUPPLIED BY OEM.

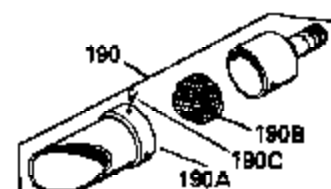
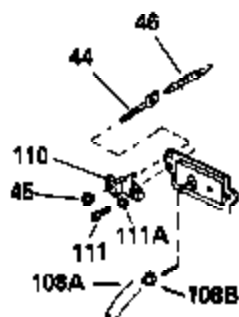


| Ref # | Part Number | Qty | Description |
|-------|-------------|-----|--|
| | 1 34347A | | Cylinder (Incl. 3, 4 & 5) (2-15/16" B ore) |
| | 3 27642 | | Plug, Pipe (1/4-18) |
| | 4 32630 | | Seal, Oil |
| | 5 27652 | | Pin, Dowel |
| | 6 29536 | | Blower Housing Baffle (No knock-out for electric start) (Use as required) |
| | 6 35256A | | Blower Housing Baffle (With knock-out for electricstart) (Use as required) |
| | 7 650561 | | Screw, 1/4-20 x 5/8" |
| | 8 33453A | | Crankshaft |
| | 8A 29783 | | Crankshaft Gear Pin (Used on early pr od.) |
| | 8B 33245 | | Crankshaft Gear (Used on early produc tion) |
| | 9A 34321A | | Piston & Pin Ass'y. (Std.)(Incl.10)(2 -15/16") |
| | 9A 34322A | | Piston & Pin Ass'y. (.010" OS) (Incl. 10) |
| | 9A 34323A | | Piston & Pin Ass'y. (.020" OS) (Incl. 10) |
| | 9 34549 | | Piston, Pin & Ring Set (Std.) (2-15/1 6") |
| | 9 34550 | | Piston, Pin & Ring Set (.010" OS) |
| | 9 34551 | | Piston, Pin & Ring Set (.020" OS) |
| | 10 27888 | | Ring, Piston pin retaining |
| | 11 34324 | | Ring Set (Std.) (2-15/16" Bore) |
| | 11 34325 | | Ring Set (.010" OS) |
| | 11 34326 | | Ring Set (.020" OS) |
| | 17 32591C | | Rod Assy., Connecting (Incl. 18 & 19) |
| | 18A 32590 | | Plate, Lock & Oil dipper (This plate may be replaced by No. 34242 oil dipper but No. 650662C screw must be used.) |
| | 18 34242 | | Dipper, Oil |
| | 19 650662C | | Bolt, Connecting rod (2 pcs.) |
| | 20 34034 | | Lifter, Valve |
| | 21 34143 | | Camshaft (MCR) |
| | 22 33273A | | Extension, Blower housing |
| | 23 650128 | | Screw, 10-24 x 1/2" |
| | 24 35262 | | * Gasket, Cylinder cover |
| | 25 33367B | | Cover, Cylinder (Incl. 26, 27, 37, 58 A & 59) |
| | 26 33368 | | Bushing, Crankshaft |
| | 27 31950 | | Seal, Oil |
| | 33A 30699B | | Rod, Governor (This one piece governor rod is no longer used. It is replaced by No. 30699C assembly, Ref. No. 5A.) |
| | 33 30699C | | Rod Assy., Governor (Incl. 34 & 35) |
| | 34 30700 | | Yoke, Governor |
| | 35 650494 | | Screw, 6-40 x 5/16" |
| | 36 29642 | | Ring, Retaining |
| | 37 31845 | | Shaft, Mechanical governor |
| | 38 30588A | | Spool, Governor |
| | 39 30590A | | Washer, Flat |
| | 40 29193 | | Ring, Retaining |
| | 41 30591 | | Gear Assy., Governor (Incl. 39) |
| | 42 33369 | | Bracket, Governor gear |
| | 43 650836 | | Screw, 10-24 x 1/2" |
| | 49 29916 | | Clamp, Governor lever |
| | 50 29826 | | Screw, 10-32 x 3/4" |
| | 51 29216 | | Locknut, 10-32 |
| | 52 33454 | | Lever Assy., Governor |
| | 53 29918 | | Lockwasher, No. 8 E.T. |
| | 54 650548 | | Screw, 8-32 x 5/16" |
| | 55 30322 | | Locknut, 8-32 |
| | 56 650832 | | Screw, 1/4-20 x 1-11/16" |

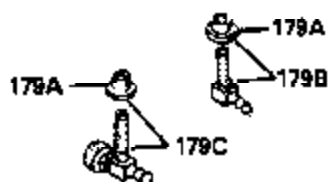
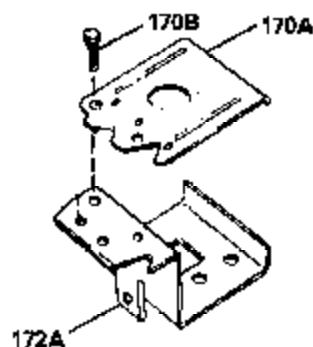
| Ref # | Part Number | Qty | Description |
|-------|-------------|-----|--|
| 57 | 650833 | | Screw, 1/4-20 x 1-3/16" |
| 58 | 34122A | | Dipstick (Incl. 59) |
| 58A | 27625 | | Plug, Oil filler (Incl. 59) |
| 59 | 29673 | | * Gasket, Oil fill |
| 60 | 33951A | | Oil Fill Tube |
| 66 | 27878A | | Exhaust Valve (Std.) (Incl. 70) |
| 66 | 27880A | | Exhaust Valve (1/32" OS) (Incl. 70) |
| 67 | 34035 | | Intake Valve (Std.) (Incl. 70) |
| 67 | 34036 | | Intake Valve (1/32" OS) (Incl. 70) |
| 68A | 27882 | | Cap, Upper valve spring |
| 68 | 27882 | | Cap, Upper valve spring |
| 69 | 27881 | | Spring, Valve |
| 70 | 32581 | | Cap, Lower valve spring |
| 76 | 32589 | | Key, Flywheel |
| 79 | 650815 | | Washer, Belleville |
| 80 | 8116 | | Nut, Hex |
| 82A | 610118 | | Cover, Spark plug (Use as required) |
| 82A | 27276 | | Cover, Spark plug |
| 83 | 650489 | | Screw, 1/4-20 x 5/8" |
| 95 | 30831 | | Ground Wire (Incl. 164) |
| 96 | 34327A | | * Gasket, Cylinder head |
| 97 | 34030 | | Head, Cylinder |
| 98 | 650692 | | Screw, 5/16-18 x 1-3/4" (Use as required) |
| 98 | 6021A | | Screw, 5/16-18 x 1-1/2" (Use as required, but do not use No. 650691 washer.) |
| 98 | 650711 | | Screw, 5/16-18 x 1-5/8" (Use as required) (Can use No. 6021A but discard No. 650691 washer.) |
| 99 | 34251 | | Resistor Spark Plug (RJ17LM) |
| 100 | 650691 | | Washer (Use as req.) (Do not use w/60 21A) |
| 101 | 650727 | | Screw, 5/16-18 x 1-3/4" (Use as required) |
| 104 | 27896A | | * Gasket, Breather |
| 105 | 28423 | | Body, Breather |
| 106 | 28424 | | Element, Breather |
| 107 | 28425 | | Cover, Breather |
| 108 | 35350 | | Tube, Breather |
| 109 | 650128 | | Screw, 10-24 x 1/2" |
| 114 | 29752 | | Nut, Whiz lock, 1/4-28 |
| 115 | 33263 | | * Gasket, Carburetor |
| 117 | 33877 | | Pipe, Intake |
| 118 | 30088A | | Screw, 1/4-28 x 1" |
| 119 | 650378 | | Screw, Torx T-30, 5/16-18 x 1-1/8" |
| 120 | 27915A | | * Gasket, Intake |
| 128 | 30747 | | Clip, Spark plug shorting |
| 129 | 650890 | | Washer, Lock |
| 130 | 33375C | | Blower Housing (For electric starter) |
| 136 | 610973 | | Terminal Assy. (Use as required) |
| 140 | 33878 | | Link, Governor lever-to-throttle |
| 143 | 650788 | | Screw, 5/16-18 x 3/4" |
| 144 | 29747B | | Screw, 5/16-24 x 21/32" |
| 145 | 33013 | | Cover, Starter bubble |
| 146 | 650760 | | Screw, 8-32 x 3/8" |
| 151 | 33356 | | Terminal, Ground |
| 153 | 28545 | | Grommet, Plastic |
| 154 | 650760 | | Screw, 8-32 x 3/8" |
| 158 | 34586 | | Rod, Choke |
| 168 | 33272A | | Cover, Cylinder head |
| 169 | 650737 | | Screw, 1/4-20 x 1/2" (Use as required) |

| Ref # | Part Number | Qty | Description |
|-------|-------------|-----|---|
| 169 | 650738 | | Screw, 1/4-20 x 5/8" (Use as required) |
| 169 | 650713 | | Screw, 5/16-18 x 5/8" (Use as require d) |
| 169 | 650802 | | Screw, 1/4-20 x 5/8" (Use as required) |
| 170 | 34154 | | Plate, Upper fuel tank mounting |
| 171 | 650713 | | Screw, 5/16-18 x 5/8" (Use as require d) |
| 172 | 34155 | | Bracket Assy., Lower fuel tank mtg. |
| 173 | 650561 | | Screw, 1/4-20 x 5/8" |
| 174 | 650665 | | Screw, 1/4-15 x 7/8" |
| 175 | 34156A | | Fuel Tank (Incl. 176 & 178) NOTE: These tanks were built with different size fuel inlet openings. Tanks with the 1-3/16" I.D. opening use fuel cap 33032 or 34210. Tanks with the 1-1/2" I.D. opening use fuel cap 35355. |
| 176 | 33032 | | Fuel Cap (Red Plastic) (Spurt Resistant, Low Profile) (Use as required) |
| 176 | 410144B | | Fuel Cap (White Plastic) (Std) (Use a s req.) |
| 176 | 34210 | | Fuel Cap (Ref Plastic) (Spurt Resistant, High Profile) (Use as required) |
| 176 | 35355 | | Fuel Cap (Red Plastic) (Use as requir ed) |
| 177 | 29774 | | Fuel Line (Use as required) (8.25") (21 cm) |
| 177 | 30705 | | Fuel Line (Use as required) (16.0") (41 cm) |
| 178 | 26460 | | Clamp, Fuel line (Use as required) |
| 186 | 27930A | | * Gasket, Exhaust (Use as required) |
| 195B | 33662 | | Hub & Screen Assy., Starter |
| 196 | 29752 | | Nut, Whiz lock, 1/4-28 |
| 273 | 631725 | | Inlet Needle, Seat & Clip Assy. |
| 274 | 632008 | | Carburetor (Incl. 115) (Refer to Division 5, Section A, page 150 for breakdown) |
| 276 | 590479 | | Rewind Starter (Refer to Division 5, Section C, page 30 for breakdown) |
| 280 | 33279G | | * Gasket Set (Incl. items marked *) |

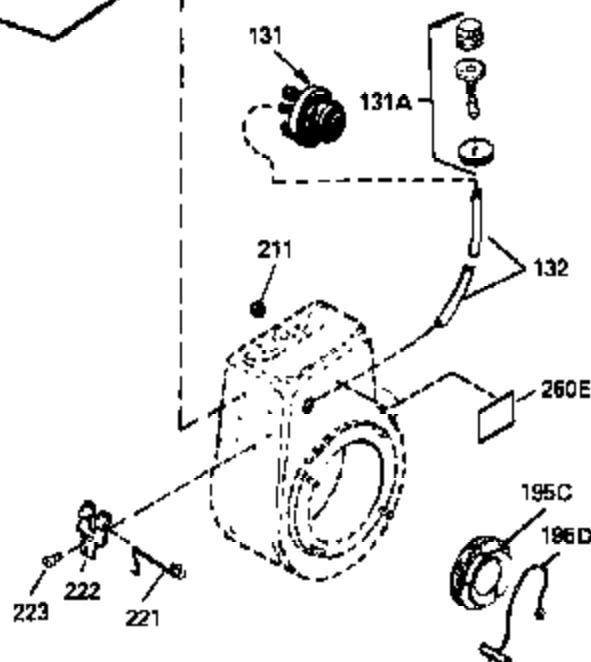
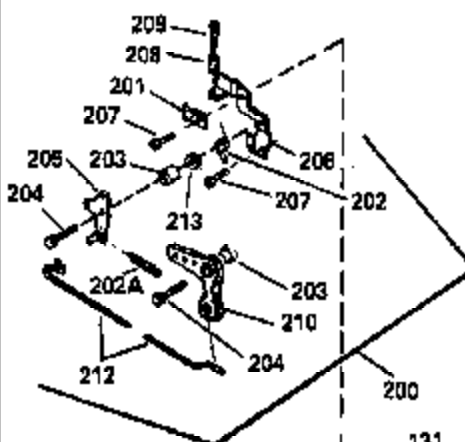
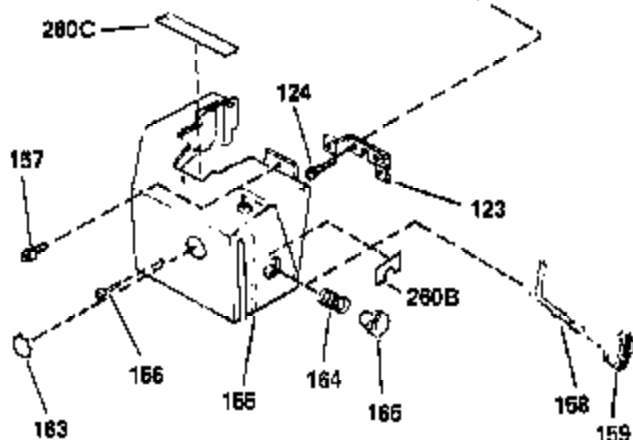
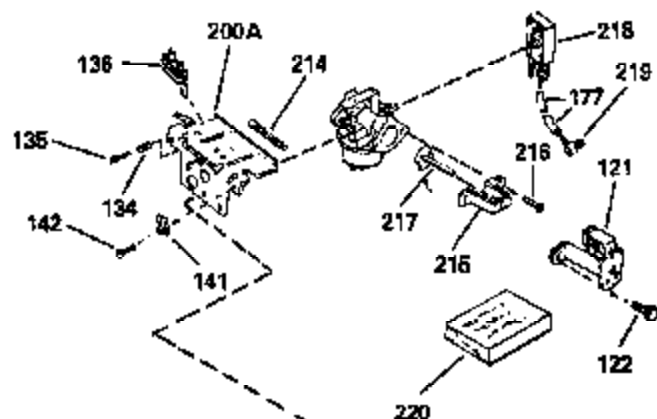
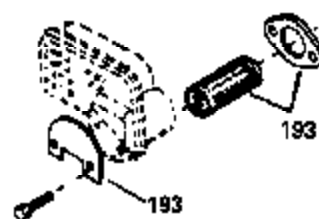
ILLUSTRATION SHOWS TYPICAL PARTS ONLY. ORDER BY PART NUMBER, PARTS NOT LISTED ARE SUPPLIED BY OEM.



OPTIONAL
SPARK ARRESTOR MUFFLER

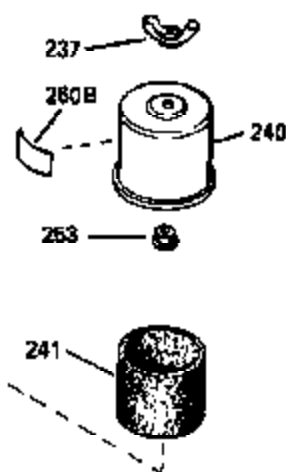
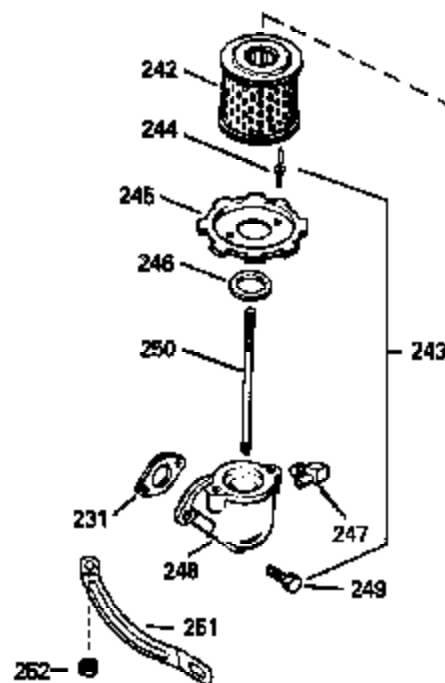
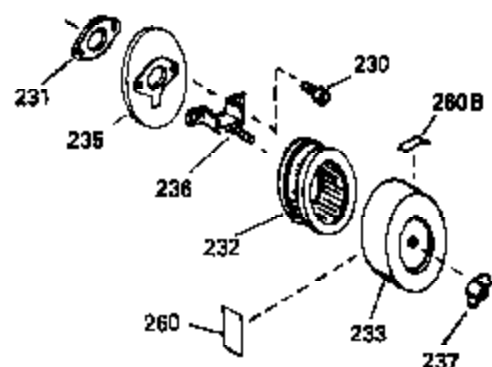
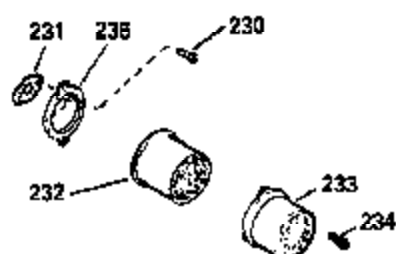


OPTIONAL SPARK ARRESTOR KIT

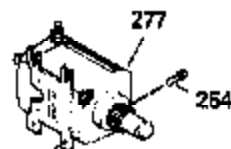
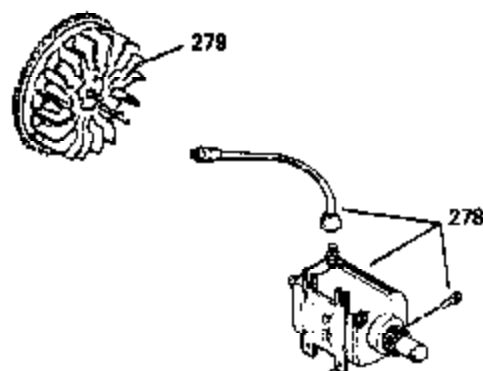


| Ref # | Part Number | Qty | Description |
|-------|-------------|-----|--|
| 44 | 30845A | | Bolt, Governor spring adjusting |
| 45 | 33450 | | Nut, Lock, 10-32 |
| 46 | 30886A | | Spring, Extension |
| 136 | 610973 | | Terminal Assy. (Use as required) |
| 158 | 34586 | | Rod, Choke |
| 177 | 29774 | | Fuel Line (Use as required) (8.25") (21 cm) |
| 177 | 30705 | | Fuel Line (Use as required) (16.0") (41 cm) |
| 190A | 33700 | | Cover & Tube, Muffler (Use as required) |
| 190C | 650578 | | Screw, 8-18 x 3/8" (Use as required) |
| 190 | 391026 | | Muffler (Incl. 190A, 190B & 190C) (This spark arrestor muffler can be used on any model) |
| 190B | 33323 | | Screen, Muffler (Use as required) |
| 193 | 34479 | | Spark Arrestor Kit (Fits "L" shaped mufflers) |
| 218 | 33715 | | Fuel Pump, Impulse |
| 219 | 33713 | | Fitting, Fuel line elbow |
| 220 | 33010 | | Repair Kit, Fuel pump |

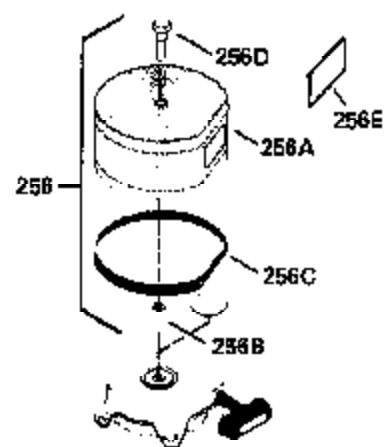
ILLUSTRATION SHOWS TYPICAL PARTS ONLY. ORDER BY PART NUMBER. PARTS NOT LISTED ARE SUPPLIED BY OEM.



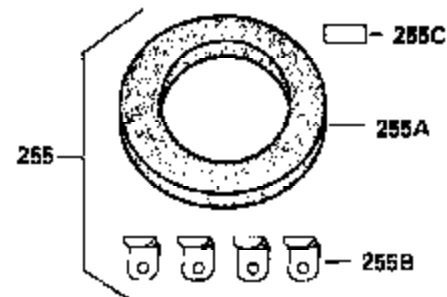
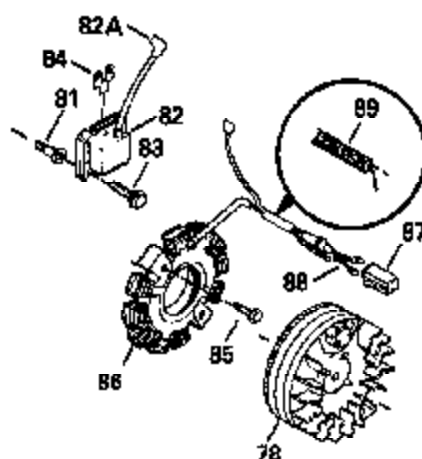
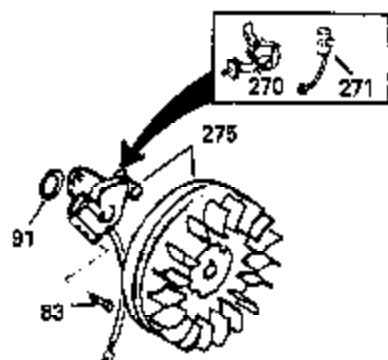
OPTIONAL 110 - 120 VOLT STARTER MOTOR KIT



DEBRIS SCREEN KIT



STARTER MUFF KIT



| Ref # | Part Number | Qty | Description |
|-------|-------------|-----|--|
| 82A | 610118 | | Cover, Spark plug (Use as required) |
| 82A | 27276 | | Cover, Spark plug |
| 83 | 650489 | | Screw, 1/4-20 x 5/8" |
| 91 | 33876 | | Gasket, Stator |
| 230 | 28820 | | Screw, 10-32 x 1/2" |
| 231 | 27272A | | * Gasket, Air cleaner |
| 232 | 33268 | | Element, Air cleaner |
| 233 | 33269A | | Cover, Air cleaner |
| 235 | 33266 | | Bracket, Air cleaner |
| 236 | 33267 | | Bracket, Air cleaner |
| 237 | 650513 | | Nut, Wing, 1/4-20 |
| 255A | 34687 | | Air Cleaner, Starter Can be used on HM70 with diecast starter |
| 255B | 34869 | | Bracket, Starter air cleaner Can be used on HM70 with diecast starter |
| 255C | 34870 | | Instruction Decal Can be used on HM70 with diecast starter. |
| 255 | 730572 | | Starter Muff Kit (Incl. 255A, 255B, & 255C) Can be used on HM70 with diecast starter |
| 256A | 35568 | | Debris Screen Can be used on HM70 with stamped steel recoil starter |
| 256B | 35569 | | Spacer, Screen Can be used on HM70 with stamped steel recoil starter |
| 256E | 34387 | | Instruction Decal Can be used on HM70 with stamped steel recoil starter. |
| 256 | 730573 | | Debris Screen Kit (Incl. 256A thru 256E) Can be used on HM70 with stamped steel recoil starter |
| 256D | 650907 | | Screw, 5/16-18 x 1-5/8" Can be used on HM70 with stamped steel recoil starter |
| 256C | 35570 | | Seal, Screen Can be used on HM70 with stamped steel recoil starter |
| 270 | 30547A | | Contact Assy., Breaker |
| 271 | 30548B | | Condenser |
| 275 | 610842 | | Magneto NOTE: The complete magneto is not available as an assembly. The magneto number is shown for reference purposes only. Order component parts individually, as shown in parts list. (Refer to Division 5, Section B, page 28 for breakdown) |
| 278 | 33329D | | Starter Motor Kit (110-120 Volt) This 110-120 volt starter motor kit may have been added to this engine. It can be added only if cylinder has drilled and tapped starter mounting bosses and a ring gear flywheel has been added (see #279). Refer to service number stamped on end cap of motor, or decal for |
| 279 | 610847 | | Flywheel (Ring gear flywheel required on engine using 110-120 Volt starter motor kits listed above.) (Use on Std. point ignition) |
| 279 | 611091 | | Flywheel (Minimum ring gear flywheel required on engine using 110-120 Volt starter motor kits listed above.) (Use on Solid State ignition) |