

ILLUSTRATION SHOWS TYPICAL PARTS ONLY. ORDER BY PART NUMBER, PARTS NOT LISTED ARE SUPPLIED BY OEM.

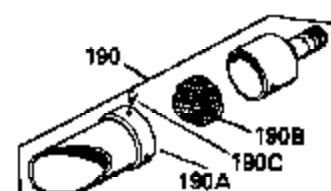
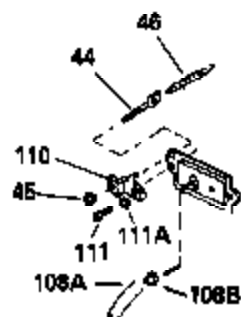


Ref #	Part Number	Qty	Description
	1 34347A		Cylinder (Incl. 3, 4 & 5) (2-15/16" Bore)
	3 27642		Plug, Pipe (1/4-18)
	4 32630		Seal, Oil
	5 27652		Pin, Dowel
	6 29536		Blower Housing Baffle (No knock-out for electric start) (Use as required)
	6 35256A		Blower Housing Baffle (With knock-out for electricstart) (Use as required)
	7 650561		Screw, 1/4-20 x 5/8"
8B	33245		Crankshaft Gear (Used on early production)
8	33365B		Crankshaft
8A	29783		Crankshaft Gear Pin (Used on early production)
9A	34321A		Piston & Pin Ass'y. (Std.)(Incl.10)(2-15/16")
9A	34322A		Piston & Pin Ass'y. (.010" OS) (Incl. 10)
9A	34323A		Piston & Pin Ass'y. (.020" OS) (Incl. 10)
9	34549		Piston, Pin & Ring Set (Std.) (2-15/16")
9	34550		Piston, Pin & Ring Set (.010" OS)
9	34551		Piston, Pin & Ring Set (.020" OS)
10	27888		Ring, Piston pin retaining
11	34324		Ring Set (Std.) (2-15/16" Bore)
11	34325		Ring Set (.010" OS)
11	34326		Ring Set (.020" OS)
17	32591C		Rod Assy., Connecting (Incl. 18 & 19)
18A	32590		Plate, Lock & Oil dipper (This plate may be replaced by No. 34242 oil dipper but No. 650662C screw must be used.)
18	34242		Dipper, Oil
19	650662C		Bolt, Connecting rod (2 pcs.)
20	34034		Lifter, Valve
21	34143		Camshaft (MCR)
22	33273A		Extension, Blower housing
23	650128		Screw, 10-24 x 1/2"
24	35262		* Gasket, Cylinder cover
25	33367B		Cover, Cylinder (Incl. 26, 27, 37, 58 A & 59)
26	33368		Bushing, Crankshaft
27	31950		Seal, Oil
33	30699C		Rod Assy., Governor (Incl. 34 & 35)
33A	30699B		Rod, Governor (This one piece governor rod is no longer used. It is replaced by No. 30699C assembly, Ref. No. 5A.)
34	30700		Yoke, Governor
35	650494		Screw, 6-40 x 5/16"
36	29642		Ring, Retaining
37	31845		Shaft, Mechanical governor
38	30588A		Spool, Governor
39	30590A		Washer, Flat
40	29193		Ring, Retaining
41	30591		Gear Assy., Governor (Incl. 39)
42	33369		Bracket, Governor gear
43	650836		Screw, 10-24 x 1/2"
49	29916		Clamp, Governor lever
50	29826		Screw, 10-32 x 3/4"
51	29216		Locknut, 10-32
52	33454		Lever Assy., Governor
53	29918		Lockwasher, No. 8 E.T.
54	650548		Screw, 8-32 x 5/16"
55	30322		Locknut, 8-32
56	650832		Screw, 1/4-20 x 1-11/16"

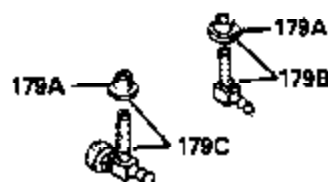
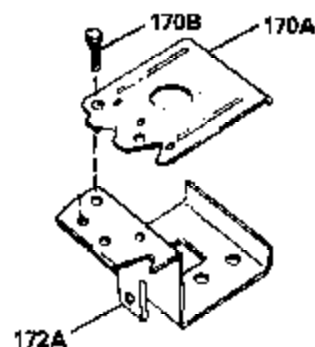
Ref #	Part Number	Qty	Description
57	650833		Screw, 1/4-20 x 1-3/16"
58B	31297		Dipstick (Incl. 59)
59	29673		* Gasket, Oil fill
66	27878A		Exhaust Valve (Std.) (Incl. 70)
66	27880A		Exhaust Valve (1/32" OS) (Incl. 70)
67	34035		Intake Valve (Std.) (Incl. 70)
67	34036		Intake Valve (1/32" OS) (Incl. 70)
68	27882		Cap, Upper valve spring
68A	27882		Cap, Upper valve spring
69	27881		Spring, Valve
70	32581		Cap, Lower valve spring
76	32589		Key, Flywheel
79	650815		Washer, Belleville
80	8116		Nut, Hex
82A	610118		Cover, Spark plug (Use as required)
83	650489		Screw, 1/4-20 x 5/8"
95	34240		Ground Wire
96	34327A		* Gasket, Cylinder head
97	34030		Head, Cylinder
98	650692		Screw, 5/16-18 x 1-3/4" (Use as required)
98	6021A		Screw, 5/16-18 x 1-1/2" (Use as required, but do not use No. 650691 washer.)
98	650711		Screw, 5/16-18 x 1-5/8" (Use as required) (Can use No. 6021A but discard No. 650691 washer.)
99	33636		Resistor Spark Plug (RJ-8C)
100	650691		Washer (Use as req.) (Do not use w/60 21A)
101	650727		Screw, 5/16-18 x 1-3/4" (Use as required)
104	27896A		* Gasket, Breather
105	28423		Body, Breather
106	28424		Element, Breather
107	28425		Cover, Breather
108	35350		Tube, Breather
109	650128		Screw, 10-24 x 1/2"
114	29752		Nut, Whiz lock, 1/4-28
115	33263		* Gasket, Carburetor
117	33877		Pipe, Intake
118	30088A		Screw, 1/4-28 x 1"
119	650378		Screw, Torx T-30, 5/16-18 x 1-1/8"
120	27915A		* Gasket, Intake
121	34587		Bracket, Choke
122	28820		Screw, 10-32 x 1/2"
123	33377		Bracket, Carburetor cover mtg.
124	650767		Screw, 8-36 x 5/8"
130	34145		Blower Housing (For electric starter)
132	32180C		Line, Primer
134	31342		Spring, Compression
135	650549		Screw, 5-40 x 7/16"
136	610973		Terminal Assy. (Use as required)
140	33878		Link, Governor lever-to-throttle
140A	33371		Link, Governor lever-to-throttle
143	650788		Screw, 5/16-18 x 3/4"
144	29747B		Screw, 5/16-24 x 21/32"
145	33013		Cover, Starter bubble
146	650760		Screw, 8-32 x 3/8"
152	34126		Bracket, Grommet mtg.
153	28545		Grommet, Plastic
154	650760		Screw, 8-32 x 3/8"

Ref #	Part Number	Qty	Description
155	34140		Cover, Carburetor
156	28942		Screw, 10-32 x 3/8"
157	650765		Screw, 10-32 x 1/2"
158	34586		Rod, Choke
159	35438		Knob, Control
168	33272A		Cover, Cylinder head
169	650737		Screw, 1/4-20 x 1/2" (Use as required)
169	650738		Screw, 1/4-20 x 5/8" (Use as required)
169	650713		Screw, 5/16-18 x 5/8" (Use as require d)
169	650802		Screw, 1/4-20 x 5/8" (Use as required)
170	34154		Plate, Upper fuel tank mounting
171A	26073		Washer, Flat
171	650713		Screw, 5/16-18 x 5/8" (Use as require d)
172	34155		Bracket Assy., Lower fuel tank mtg.
173	650561		Screw, 1/4-20 x 5/8"
174	650665		Screw, 1/4-15 x 7/8"
175	34156A		Fuel Tank (Incl. 176 & 178) NOTE: These tanks were built with different size fuel inlet openings. Tanks with the 1-3/16" I.D. opening use fuel cap 33032 or 34210. Tanks with the 1-1/2" I.D. opening use fuel cap 35355.
176	33032		Fuel Cap (Red Plastic) (Spurt Resistant, Low Profile) (Use as required)
176	410144B		Fuel Cap (White Plastic) (Std) (Use a s req.)
176	34210		Fuel Cap (Ref Plastic) (Spurt Resistant, High Profile) (Use as required)
176	35355		Fuel Cap (Red Plastic) (Use as requir ed)
177	29774		Fuel Line (Use as required) (8.25") (21 cm)
177	30705		Fuel Line (Use as required) (16.0") (41 cm)
178	26460		Clamp, Fuel line (Use as required)
186	27930A		* Gasket, Exhaust (Use as required)
187	33280A		Muffler
188	31588		Plate, Muffler locking
189	650729		Screw, 5/16-18 x 3-3/16"
191	34141		Guard, Starter
192	32576		Seal, Snow guard
195B	33662		Hub & Screen Assy., Starter
196	29752		Nut, Whiz lock, 1/4-28
260D	34589		Decal, Choke
260F	34414		Decal, Warning
260A	550223		Decal, Name
260E	34144		Decal, Primer
273	631021		Inlet Needle, Seat & Clip Assy.
274	632111		Carburetor (Incl. 115) (Refer to Division 5, Section A, page 170 for breakdown)
276	590479		Rewind Starter (Refer to Division 5, Section C, page 30 for breakdown)
280	33279G		* Gasket Set (Incl. items marked *)

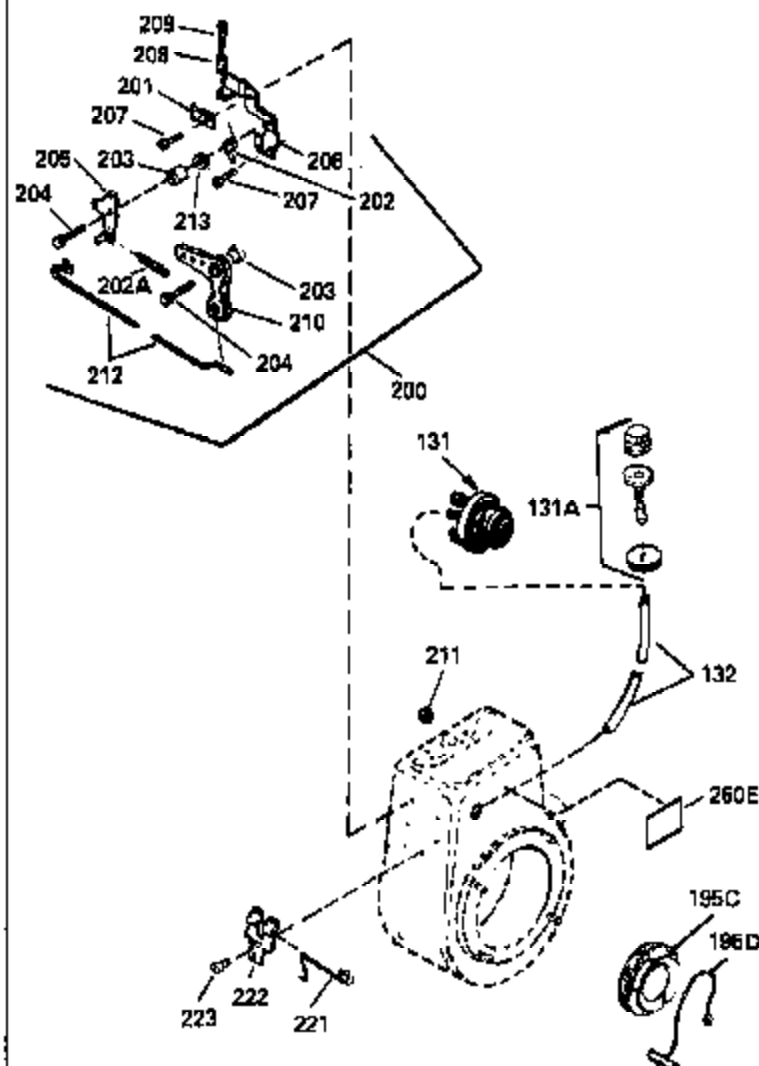
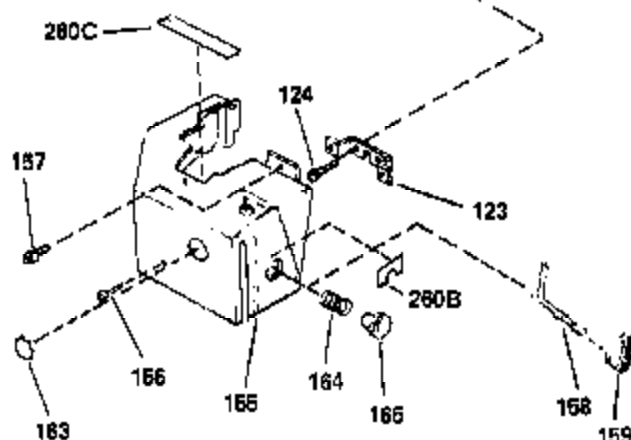
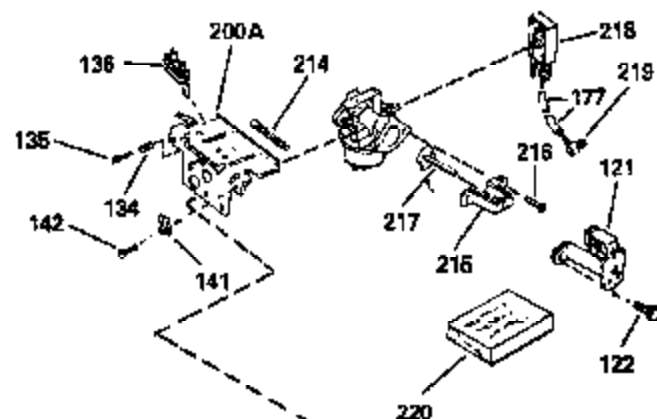
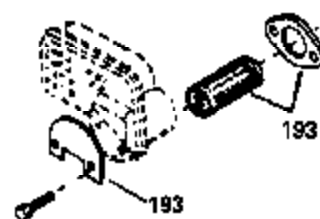
ILLUSTRATION SHOWS TYPICAL PARTS ONLY. ORDER BY PART NUMBER, PARTS NOT LISTED ARE SUPPLIED BY OEM.



OPTIONAL
SPARK ARRESTOR MUFFLER

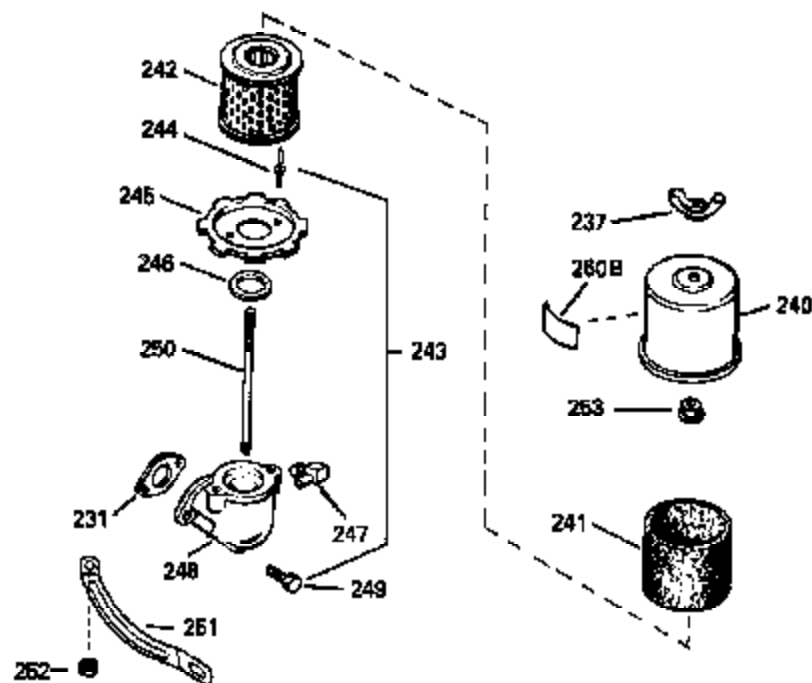
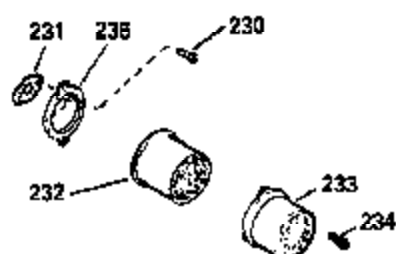


OPTIONAL SPARK ARRESTOR KIT

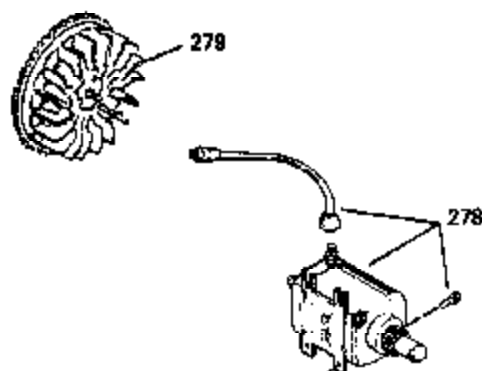


Ref #	Part Number	Qty	Description
121	34587		Bracket, Choke
122	28820		Screw, 10-32 x 1/2"
123	33377		Bracket, Carburetor cover mtg.
124	650767		Screw, 8-36 x 5/8"
131A	570629A		Primer Assy.
132	32180C		Line, Primer
134	31342		Spring, Compression
135	650549		Screw, 5-40 x 7/16"
136	610973		Terminal Assy. (Use as required)
155	34140		Cover, Carburetor
156	28942		Screw, 10-32 x 3/8"
157	650765		Screw, 10-32 x 1/2"
158	34586		Rod, Choke
159	35438		Knob, Control
163	31291		Plug, Cover
177	29774		Fuel Line (Use as required) (8.25") (21 cm)
177	30705		Fuel Line (Use as required) (16.0") (41 cm)
190B	33323		Screen, Muffler (Use as required)
190A	33700		Cover & Tube, Muffler (Use as required)
190	391026		Muffler (Incl. 190A, 190B & 190C) (This spark arrestor muffler can be used on any model)
190C	650578		Screw, 8-18 x 3/8" (Use as required)
193	34479		Spark Arrestor Kit (Fits "L" shaped mufflers)
200A	34101A		Control Bracket (Incl. 134, 135, 136 & 214)
214	33374		Spring, Governor extension
260E	34144		Decal, Primer

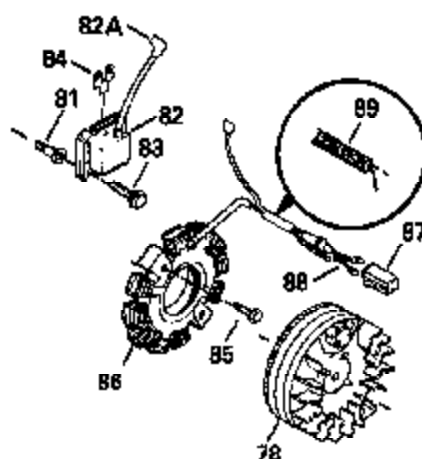
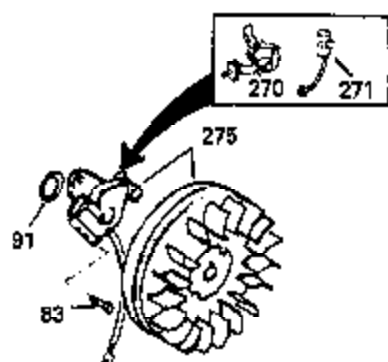
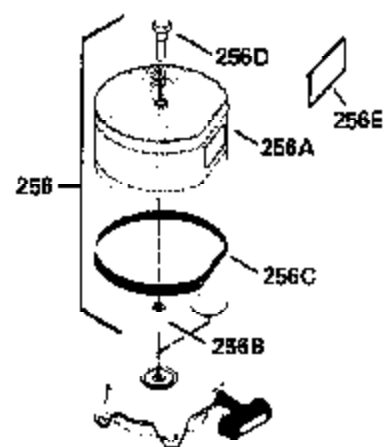
ILLUSTRATION SHOWS TYPICAL PARTS ONLY. ORDER BY PART NUMBER. PARTS NOT LISTED ARE SUPPLIED BY OEM.



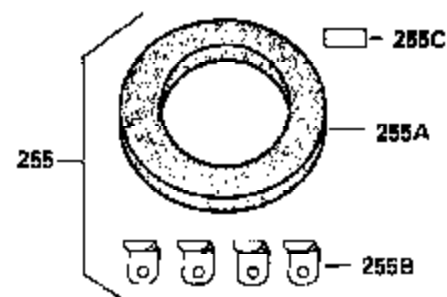
OPTIONAL 110 - 120 VOLT STARTER MOTOR KIT



DEBRIS SCREEN KIT



STARTER MUFF KIT



Ref #	Part Number	Qty	Description
82A	610118		Cover, Spark plug (Use as required)
83	650489		Screw, 1/4-20 x 5/8"
91	33876		Gasket, Stator
255A	34687		Air Cleaner, Starter Can be used on HM70 with diecast starter
255B	34869		Bracket, Starter air cleaner Can be used on HM70 with diecast starter
255C	34870		Instruction Decal Can be used on HM70 with diecast starter.
255	730572		Starter Muff Kit (Incl. 255A, 255B, & 255C) Can be used on HM70 with diecast starter
256A	35568		Debris Screen Can be used on HM70 with stamped steel recoil starter
256B	35569		Spacer, Screen Can be used on HM70 with stamped steel recoil starter
256C	35570		Seal, Screen Can be used on HM70 with stamped steel recoil starter
256	730573		Debris Screen Kit (Incl. 256A thru 256E) Can be used on HM70 with stamped steel recoil starter
256E	34387		Instruction Decal Can be used on HM70 with stamped steel recoil starter.
256D	650907		Screw, 5/16-18 x 1-5/8" Can be used on HM70 with stamped steel recoil starter
260	34346		Decal, Instruction
270	30547A		Contact Assy., Breaker
271	30548B		Condenser
275	610848		Magneto (w/ring gear for 110 Volt starter) NOTE: The complete magneto is not available as an assembly. The magneto number is shown for reference purposes only. Order component parts individually, as shown in parts list. (Refer to Division 5, Section B, page 28 for breakdown)
278	33329D		Starter Motor Kit (110-120 Volt) This 110-120 volt starter motor kit may have been added to this engine. It can be added only if cylinder has drilled and tapped starter mounting bosses and a ring gear flywheel has been added (see #279). Refer to service number stamped on end cap of motor, or decal for
279	610847		Flywheel (Ring gear flywheel required on engine using 110-120 Volt starter motor kits listed above.) (Use on Std. point ignition)
279	611091		Flywheel (Minimum ring gear flywheel required on engine using 110-120 Volt starter motor kits listed above.) (Use on Solid State ignition)