

ILLUSTRATION SHOWS TYPICAL PARTS ONLY. ORDER BY PART NUMBER. PARTS NOT LISTED ARE SUPPLIED BY OEM.

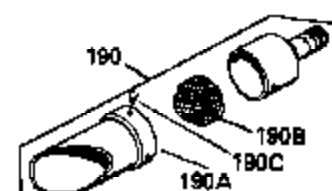
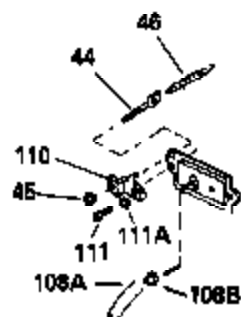


Ref #	Part Number	Qty	Description
1	35385		Cylinder (Incl. 3,4,5)(3-1/8" Bore)(C I liner)
3	27642		Plug, Pipe (1/4-18)
4	35319		Seal, Oil
5	27652		Pin, Dowel
6	29536		Blower Housing Baffle (No knock-out for electric start) (Use as required)
6	35256A		Blower Housing Baffle (With knock-out for electricstart) (Use as required)
6	35326		Baffle, Blower housing
7	650561		Screw, 1/4-20 x 5/8"
8A	29783		Crankshaft Gear Pin (Used on early pr od.)
8B	33245		Crankshaft Gear (Used on early produc tion)
8	35372		Crankshaft
9A	34329A		Piston & Pin Ass'y. (Std.)(Incl.10)(3 -1/8")
9A	34330A		Piston & Pin Ass'y. (.010" OS) (Incl. 10)
9A	34331A		Piston & Pin Ass'y. (.020" OS) (Incl. 10)
9	34552		Piston, Pin & Ring Set (Std.) (3-1/8")
9	34553		Piston, Pin & Ring Set (.010" OS)
9	34554		Piston, Pin & Ring Set (.020" OS)
10	27888		Ring, Piston pin retaining
11	34332		Ring Set (Std.) (3-1/8" Bore)
11	34333		Ring Set (.010" OS)
11	34334		Ring Set (.020" OS)
17	35373A		Rod Assy., Connecting (Incl. 18, 19 & 19A)
18	35374		Dipper, Oil
18A	32590		Plate, Lock & Oil dipper (This plate may be replaced by No. 34242 oil dipper but No. 650662C screw must be used.)
19A	650882		Bolt, Connecting rod (2 pcs. on early production;1 pc. on current production)
19	650908		Bolt, Connecting rod (1 pc.)
20	34034		Lifter, Valve
21	35375		Camshaft (MCR)
22	33273A		Extension, Blower housing
23	650128		Screw, 10-24 x 1/2"
24	35262		* Gasket, Cylinder cover
25	35376		Cover, Cylinder (Incl. 26, 27, 37, 58 A & 59)
26	35377		Bushing, Crankshaft
27	35319		Seal, Oil
33	30699C		Rod Assy., Governor (Incl. 34 & 35)
33A	30699B		Rod, Governor (This one piece governor rod is no longer used. It is replaced by No. 30699C assembly, Ref. No. 5A.)
34	30700		Yoke, Governor
35	650494		Screw, 6-40 x 5/16"
36	29642		Ring, Retaining
37	31845		Shaft, Mechanical governor
38	30588A		Spool, Governor
39	30590A		Washer, Flat
40	29193		Ring, Retaining
41	35378		Gear Assy., Governor (Incl. 39)
42	33369		Bracket, Governor gear
43	650836		Screw, 10-24 x 1/2"
49	29916		Clamp, Governor lever
50	29826		Screw, 10-32 x 3/4"
51	29216		Locknut, 10-32
52	33454		Lever Assy., Governor

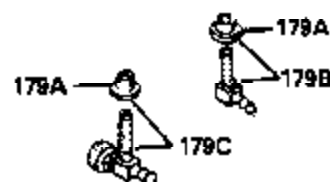
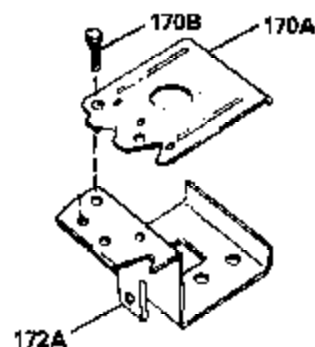
Ref #	Part Number	Qty	Description
53	29918		Lockwasher, No. 8 E.T.
54	650548		Screw, 8-32 x 5/16"
55	30322		Locknut, 8-32
56	650832		Screw, 1/4-20 x 1-11/16"
57	650833		Screw, 1/4-20 x 1-3/16"
58	33463		Dipstick (Incl. 59)
59	29673		* Gasket, Oil fill
66	27878A		Exhaust Valve (Std.) (Incl. 70)
66	27880A		Exhaust Valve (1/32" OS) (Incl. 70)
67	34035		Intake Valve (Std.) (Incl. 70)
67	34036		Intake Valve (1/32" OS) (Incl. 70)
68A	34689		Seal, Assy., Intake valve
68	27882		Cap, Upper valve spring
69	27881		Spring, Valve
70	32581		Cap, Lower valve spring
76	32589		Key, Flywheel
78	611090		Flywheel
79	650880		Washer, Lock
80	650881		Nut, Hex, 5/8-18
81	650872		Stud, Solid State mounting
82A	610118		Cover, Spark plug (Use as required)
82	35135		Solid State Assy.
83	650814		Screw, Torx T-15, 10-24 x 1"
96	34041A		* Gasket, Cylinder head
97	34030		Head, Cylinder
98	650692		Screw, 5/16-18 x 1-3/4" (Use as required)
98	6021A		Screw, 5/16-18 x 1-1/2" (Use as required, but do not use No. 650691 washer.)
98	650711		Screw, 5/16-18 x 1-5/8" (Use as required) (Can use No. 6021A but discard No. 650691 washer.)
99	33636		Resistor Spark Plug (RJ-8C)
100	650691		Washer (Use as req.) (Do not use w/60 21A)
101	650727		Screw, 5/16-18 x 1-3/4" (Use as required)
102	650690		Washer, Belleville
103	650694A		Screw, 5/16-18 x 2"
104	27896A		* Gasket, Breather
105	28423		Body, Breather
106	28424		Element, Breather
107	28425		Cover, Breather
108	35350		Tube, Breather
109	650128		Screw, 10-24 x 1/2"
114	29752		Nut, Whiz lock, 1/4-28
115	26756		Gasket, Carburetor
117	34707		Pipe, Intake
119	650378		Screw, Torx T-30, 5/16-18 x 1-1/8"
120	27915A		* Gasket, Intake
128	30747		Clip, Spark plug shorting
129	650890		Washer, Lock
130	33375C		Blower Housing (For electric starter)
133	34677		Control Bracket (Incl. 134, 135, 136 & 138)
134	31342		Spring, Compression
135	650549		Screw, 5-40 x 7/16"
136	610973		Terminal Assy. (Use as required)
137	650821		Screw, 10-32 x 1/2"
138	34663		Spring, Speed control
139	34661		Link, Governor
140	33878		Link, Governor lever-to-throttle

Ref #	Part Number	Qty	Description
143	650788		Screw, 5/16-18 x 3/4"
144	29747B		Screw, 5/16-24 x 21/32"
145	33013		Cover, Starter bubble
146	650760		Screw, 8-32 x 3/8"
147	32410		Knob, Speed control
158	34586		Rod, Choke
168	33272A		Cover, Cylinder head
169	650737		Screw, 1/4-20 x 1/2" (Use as required)
169	650738		Screw, 1/4-20 x 5/8" (Use as required)
169	650713		Screw, 5/16-18 x 5/8" (Use as require d)
169	650802		Screw, 1/4-20 x 5/8" (Use as required)
170	34154		Plate, Upper fuel tank mounting
171	650713		Screw, 5/16-18 x 5/8" (Use as require d)
172	34155		Bracket Assy., Lower fuel tank mtg.
173	650561		Screw, 1/4-20 x 5/8"
174	650665		Screw, 1/4-15 x 7/8"
175	34156A		Fuel Tank (Incl. 176 & 178) NOTE: These tanks were built with different size fuel inlet openings. Tanks with the 1-3/16" I.D. opening use fuel cap 33032 or 34210. Tanks with the 1-1/2" I.D. opening use fuel cap 35355.
176	33032		Fuel Cap (Red Plastic) (Spurt Resistant, Low Profile) (Use as required)
176	410144B		Fuel Cap (White Plastic) (Std) (Use a s req.)
176	34210		Fuel Cap (Ref Plastic) (Spurt Resistant, High Profile) (Use as required)
176	35355		Fuel Cap (Red Plastic) (Use as requir ed)
177	29774		Fuel Line (Use as required) (8.25") (21 cm)
177	30705		Fuel Line (Use as required) (16.0") (41 cm)
178	26460		Clamp, Fuel line (Use as required)
186	27930A		* Gasket, Exhaust (Use as required)
187	33280A		Muffler
188	31588		Plate, Muffler locking
189	650729		Screw, 5/16-18 x 3-3/16"
194	35287		Cup, Starter
195A	35446		Screen, Starter (Stationary)
196	29752		Nut, Whiz lock, 1/4-28
199	35392		Plug, Starter
260G	34686		Decal, Name
273	631021		Inlet Needle, Seat & Clip Assy.
274	632464		Carburetor (Incl. 115) (Refer to Division 5, Section A, page 186 for breakdown)
276	590633		Rewind Starter (Refer to Division 5, Section C, page 30 for breakdown)
280	33279G		* Gasket Set (Incl. items marked *)

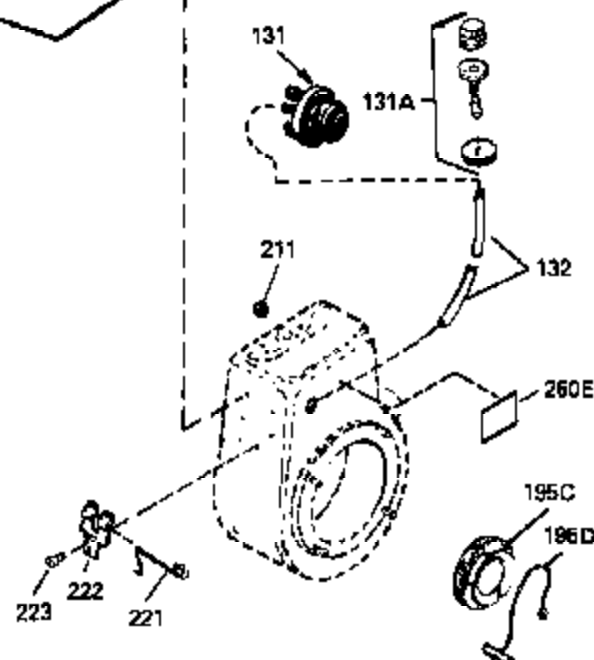
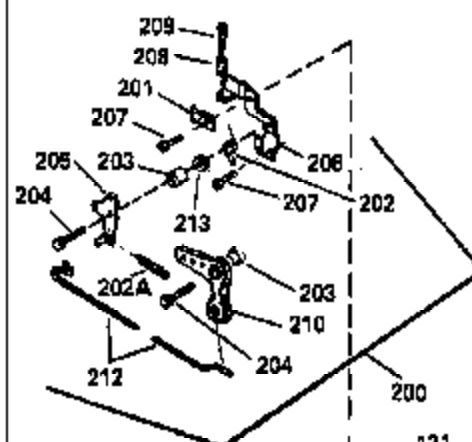
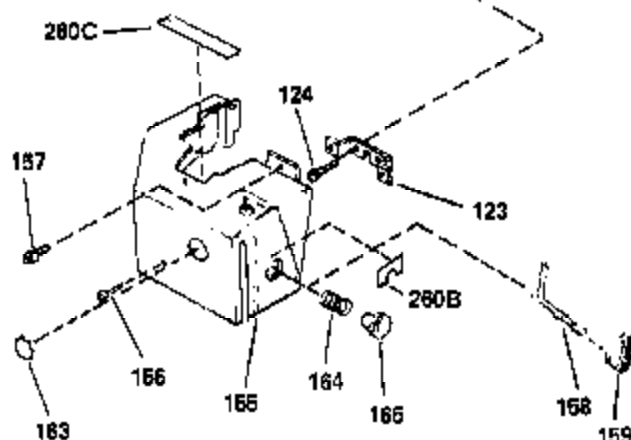
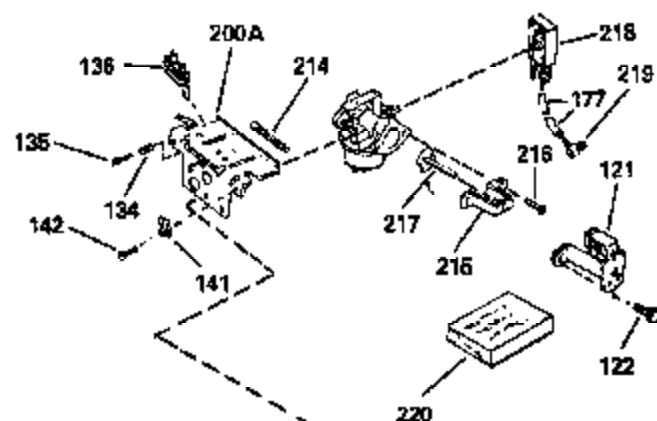
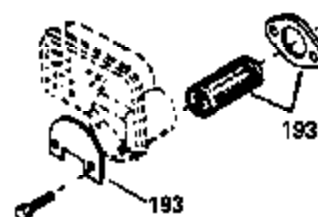
ILLUSTRATION SHOWS TYPICAL PARTS ONLY. ORDER BY PART NUMBER, PARTS NOT LISTED ARE SUPPLIED BY OEM.



OPTIONAL
SPARK ARRESTOR MUFFLER

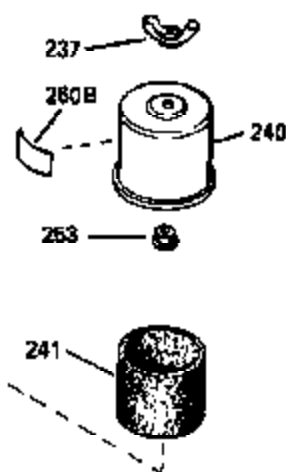
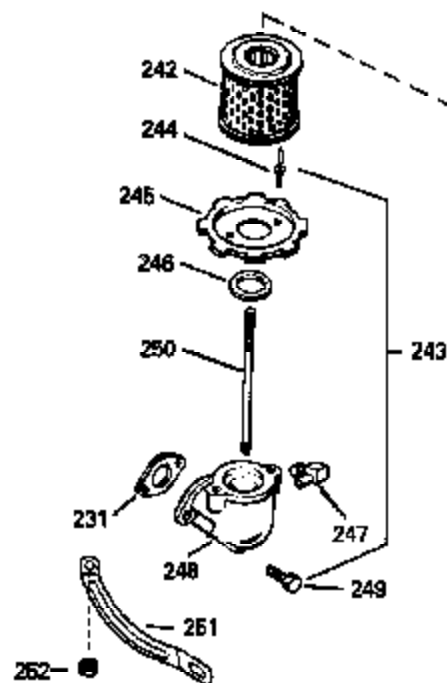
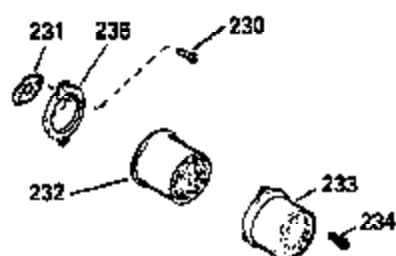


OPTIONAL SPARK ARRESTOR KIT

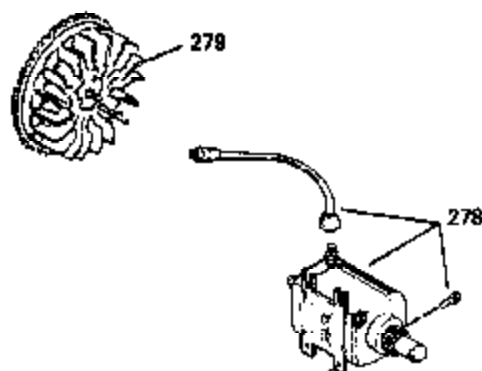


Ref #	Part Number	Qty	Description
134	31342		Spring, Compression
135	650549		Screw, 5-40 x 7/16"
136	610973		Terminal Assy. (Use as required)
158	34586		Rod, Choke
177	29774		Fuel Line (Use as required) (8.25") (21 cm)
177	30705		Fuel Line (Use as required) (16.0") (41 cm)
190	391026		Muffler (Incl. 190A, 190B & 190C) (This spark arrestor muffler can be used on any model)
190C	650578		Screw, 8-18 x 3/8" (Use as required)
190B	33323		Screen, Muffler (Use as required)
190A	33700		Cover & Tube, Muffler (Use as required)
193	34479		Spark Arrestor Kit (Fits "L" shaped mufflers)

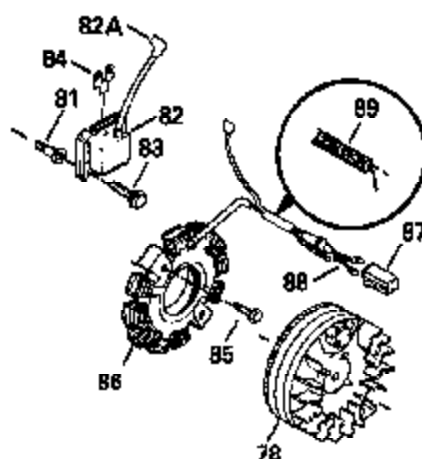
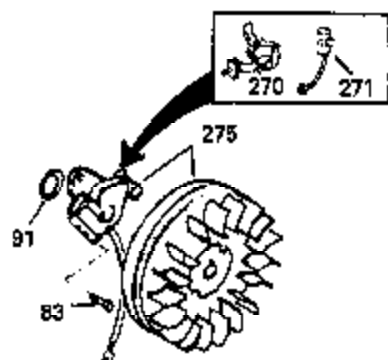
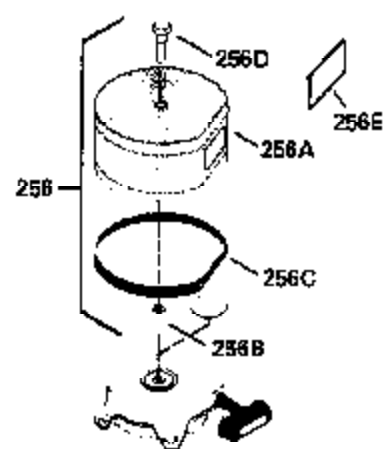
ILLUSTRATION SHOWS TYPICAL PARTS ONLY. ORDER BY PART NUMBER. PARTS NOT LISTED ARE SUPPLIED BY OEM.



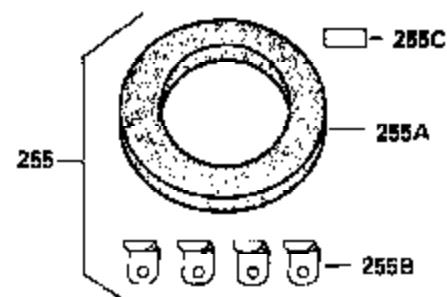
OPTIONAL 110 - 120 VOLT STARTER MOTOR KIT



DEBRIS SCREEN KIT



STARTER MUFF KIT



Ref #	Part Number	Qty	Description
78	611090		Flywheel
81	650872		Stud, Solid State mounting
82	35135		Solid State Assy.
82A	610118		Cover, Spark plug (Use as required)
83	650814		Screw, Torx T-15, 10-24 x 1"
230	28820		Screw, 10-32 x 1/2"
231	27272A		* Gasket, Air cleaner
232	33268		Element, Air cleaner
233	33269A		Cover, Air cleaner
235	33266		Bracket, Air cleaner
236	33267		Bracket, Air cleaner
237	650513		Nut, Wing, 1/4-20
255A	34687		Air Cleaner, Starter Can be used on HM70 with diecast starter
255B	34869		Bracket, Starter air cleaner Can be used on HM70 with diecast starter
255C	34870		Instruction Decal Can be used on HM70 with diecast starter.
255	730572		Starter Muff Kit (Incl. 255A, 255B, & 255C) Can be used on HM70 with diecast starter
256E	34387		Instruction Decal Can be used on HM70 with stamped steel recoil starter.
256D	650907		Screw, 5/16-18 x 1-5/8" Can be used on HM70 with stamped steel recoil starter
256	730573		Debris Screen Kit (Incl. 256A thru 256E) Can be used on HM70 with stamped steel recoil starter
256C	35570		Seal, Screen Can be used on HM70 with stamped steel recoil starter
256B	35569		Spacer, Screen Can be used on HM70 with stamped steel recoil starter
256A	35568		Debris Screen Can be used on HM70 with stamped steel recoil starter
260	34346		Decal, Instruction
278	33329D		Starter Motor Kit (110-120 Volt) This 110-120 volt starter motor kit may have been added to this engine. It can be added only if cylinder has drilled and tapped starter mounting bosses and a ring gear flywheel has been added (see #279). Refer to service number stamped on end cap of motor, or decal for
279	610847		Flywheel (Ring gear flywheel required on engine using 110-120 Volt starter motor kits listed above.) (Use on Std. point ignition)
279	611091		Flywheel (Minimum ring gear flywheel required on engine using 110-120 Volt starter motor kits listed above.) (Use on Solid State ignition)