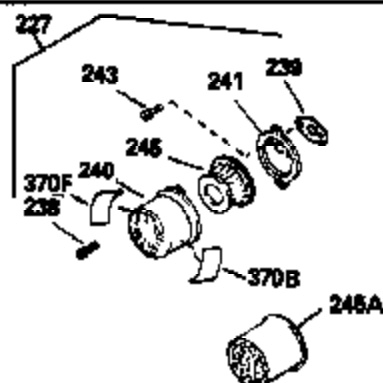
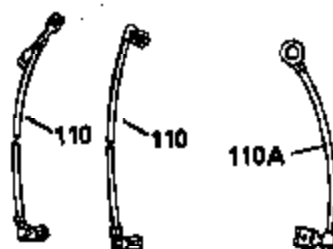
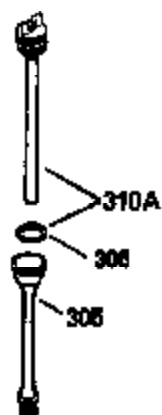
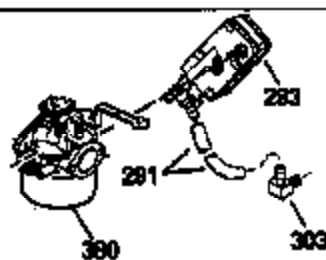
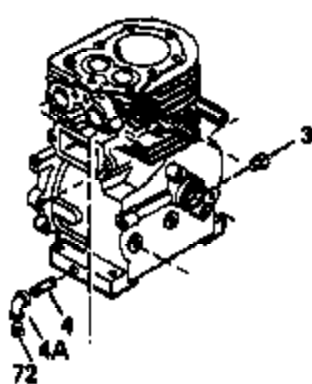
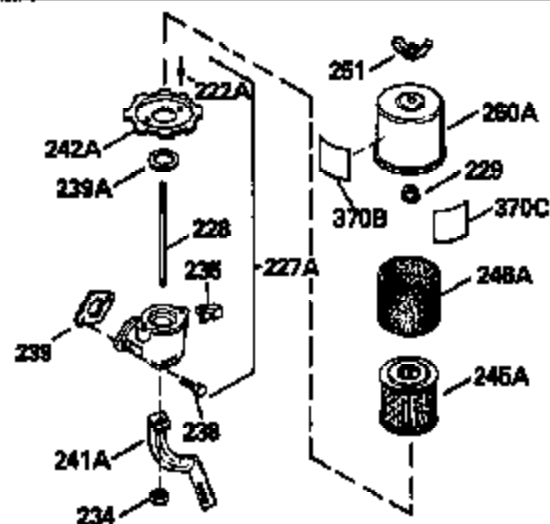
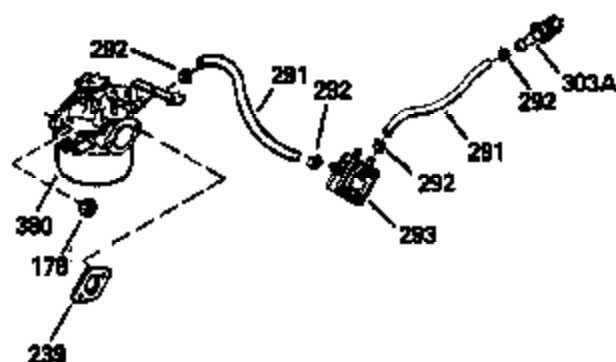
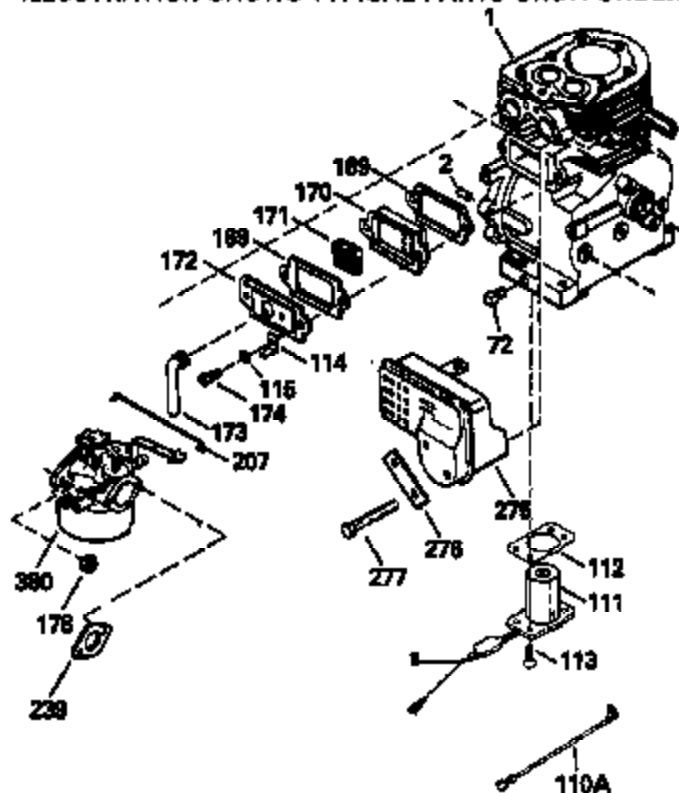


| Ref # | Part Number | Qty | Description |
|-------|-------------|-----|--|
| 1 | 35385 | | Cylinder (Incl. 2,20,72,72A) (3-1/8" Bore) |
| 2 | 27652 | | Pin, Dowel |
| 15B | 650494 | | Screw, 6-40 x 5/16" |
| 15A | 30700 | | Yoke, Governor |
| 15 | 30699C | | Rod Assy., Governor (Incl. 15A & 15B) |
| 16 | 33454 | | Governor Lever Assy. |
| 17 | 29916 | | Clamp, Governor lever |
| 18 | 650548 | | Screw, 8-32 x 5/16" |
| 20 | 35319 | | Seal, Oil |
| 25 | 35326 | | Baffle, Blower housing |
| 26 | 650561 | | Screw, 1/4-20 x 5/8" |
| 30 | 35425A | | Crankshaft |
| 35 | 29826 | | Screw, 10-32 x 3/4" |
| 36 | 29918 | | Lockwasher, # 8 E.T. |
| 37A | 30322 | | Locknut, Hex "Keps", 8-32 |
| 37 | 29216 | | Nut & Lockwasher, 10-32 "Keps" |
| 38 | 29642 | | Ring, Retaining |
| 40 | 34552 | | Piston, Pin & Ring Set (Std.)(Incl. 4 1,42 & 43) |
| 40 | 34553 | | Piston, Pin & Ring Set (.010)(Incl. 4 1,42 & 43) |
| 40 | 34554 | | Piston, Pin & Ring Set (.020)(Incl. 4 1,42 & 43) |
| 41 | 34329A | | Piston & Pin Ass'y. (Std.) (Incl. 43) |
| 41 | 34330A | | Piston & Pin Ass'y. (.010) (Incl. 43) |
| 41 | 34331A | | Piston & Pin Ass'y. (.020) (Incl. 43) |
| 42 | 34332 | | Ring Set (Std.) |
| 42 | 34333 | | Ring Set (.010) |
| 42 | 34334 | | Ring Set (.020) |
| 45 | 35373A | | Connecting Rod Ass'y. (Incl. 49) |
| 46 | 650908 | | Connecting Rod Bolt |
| 47 | 650882 | | Connecting Rod Bolt |
| 48 | 34034 | | Lifter, Valve |
| 49 | 35374 | | Dipper, Oil |
| 50 | 35375 | | Camshaft (MCR) |
| 60 | 33273A | | Extension, Blower housing |
| 62 | 650760 | | Screw, 8-32 x 3/8" |
| 63 | 28545 | | Grommet, Plastic |
| 65 | 650128 | | Screw, 10-24 x 1/2" |
| 68 | 33356 | | Terminal, Ground |
| 69 | 35262 | | * Gasket, Cylinder cover |
| 70 | 35376 | | Cover, Cylinder (Incl. 75, 80, 311 & 312) |
| 71 | 35377 | | Bushing, Crankshaft |
| 72 | 27642 | | Plug, Oil drain |
| 75 | 35319 | | Seal, Oil |
| 80 | 31845 | | Shaft, Mechanical governor |
| 81 | 30590A | | Washer, Flat |
| 82 | 35378 | | Gear Assy., Governor (Incl. 81) |
| 83 | 30588A | | Spool, Governor |
| 84 | 29193 | | Ring, Retaining |
| 86 | 650833 | | Screw, 1/4-20 x 1-3/16" |
| 87 | 650832 | | Screw, 1/4-20 x 1-11/16" |
| 89 | 32589 | | Key, Flywheel |
| 90 | 611091 | | Flywheel (w/ring gear) |
| 92 | 650880 | | Washer, Belleville |
| 93 | 650881 | | Nut, Hex (5/8-18) (Add-on alternator) |
| 94 | 33450 | | Nut Lock, 10-32 |
| 95 | 30886A | | Spring, Extension |
| 96 | 30845A | | Bolt, Governor spring adjusting |
| 97 | | | Lockwasher, Heavy split, #10 (Buy locally) |
| 100 | 35135 | | Lamination Assy., Solid State |

| Ref # | Part Number | Qty | Description |
|-------|-------------|-----|---|
| 101 | 610118 | | Cover, Spark plug (Use as required) |
| 101A | 27276 | | Cover, Spark plug |
| 102 | 650872 | | Stud, Lamination mounting |
| 103 | 650814 | | Screw, Torx T-15, 10-24 x 1" |
| 110 | 35183 | | Ground Wire |
| 119 | 34041A | | * Gasket, Head |
| 120 | 34030A | | Head, Cylinder |
| 125 | 27878A | | Exhaust Valve (Std.) (Incl. 151) |
| 125 | 27880A | | Exhaust Valve (1/32" OS) (Incl. 151) |
| 126 | 34035 | | Intake Valve (Std.) (Incl. 151) |
| 126 | 34036 | | Intake Valve (1/32" OS) (Incl. 151) |
| 127A | 26073 | | Washer, Flat (Use as required) |
| 127A | 650570 | | Washer, Flat (Use as required) |
| 127 | 650691 | | Washer (Use as req., but not w/6021A screw) |
| 128 | 650690 | | Washer, Belleville |
| 129 | 650727 | | Screw, 5/16-18 x 1-3/4" (Use as required) |
| 130 | 650694A | | Screw, 5/16-18 x 2" (Use as required) |
| 130A | 6021A | | Screw, 5/16-18 x 1-1/2" (Use as required, but do not use with 650691 washer) |
| 131A | 650713 | | Screw, 5/16-18 x 5/8" (Use as required) |
| 131A | 792028 | | Screw, 5/16-18 x 7/8" (Use as required) |
| 135 | 33636 | | Resistor Spark Plug (RJ17LM) |
| 139 | 33369 | | Bracket, Governor gear |
| 140 | 650836 | | Screw, 10-24 x 1/2" |
| 149A | 35862 | | Seal Assy., Intake valve |
| 149 | 27882 | | Cap, Upper valve spring |
| 150 | 27881 | | Spring, Valve |
| 151 | 32581 | | Cap, Lower valve spring |
| 169 | 27896A | | * Gasket, Breather cover |
| 170 | 28423 | | Body, Breather |
| 171 | 28424 | | Element, Breather |
| 172 | 28425 | | Cover, Valve spring |
| 173 | 35350 | | Tube, Breather |
| 174 | 650128 | | Screw, 10-24 x 1/2" |
| 174 | 650597 | | Screw, 10-24 x 5/8" |
| 178 | 29752 | | Nut & Lockwasher, 1/4-28 |
| 179B | 30593 | | Clip, Primer line (Use as required) |
| 182 | 30088A | | Screw, 1/4-28 x 1" |
| 184 | 33263 | | * Gasket, Carburetor |
| 185 | 34707 | | Pipe, Intake |
| 206 | 610973 | | Terminal Assy. (Use as required) |
| 207 | 33878 | | Link, Governor-to-throttle |
| 223 | 650378 | | Screw, Torx T-30, 5/16-18 x 1-1/8" |
| 224 | 27915A | | * Gasket, Intake pipe |
| 228A | 650824 | | Stud, 1/4-20 x 7.33 (Use as required) |
| 228A | 650851 | | Stud, 1/4-20 x 8.1 (Use as required) (Used with drilled thru elbow) |
| 242 | 33267 | | Bracket, Air cleaner |
| 250B | 33269A | | Cover, Air cleaner |
| 260 | 33375D | | Blower Housing (For electric starter) |
| 261 | 650788 | | Screw, 5/16-18 x 3/4" (Use as required) |
| 262 | 29747B | | Screw, 5/16-24 x 21/32" |
| 265 | 33272B | | Cover, Cylinder head |
| 275B | 391026 | | Muffler (Incl. 284, 284A & 416A) (This spark arresting muffler can be used on any model.) |
| 285 | 35287 | | Cup, Starter |

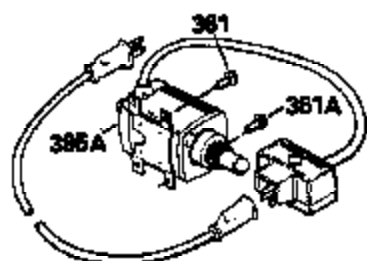
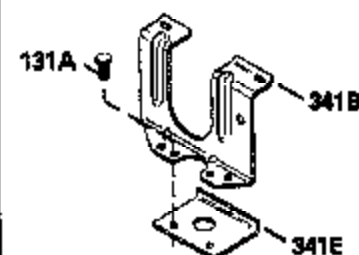
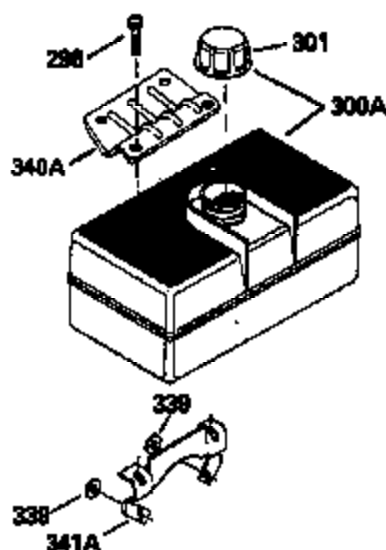
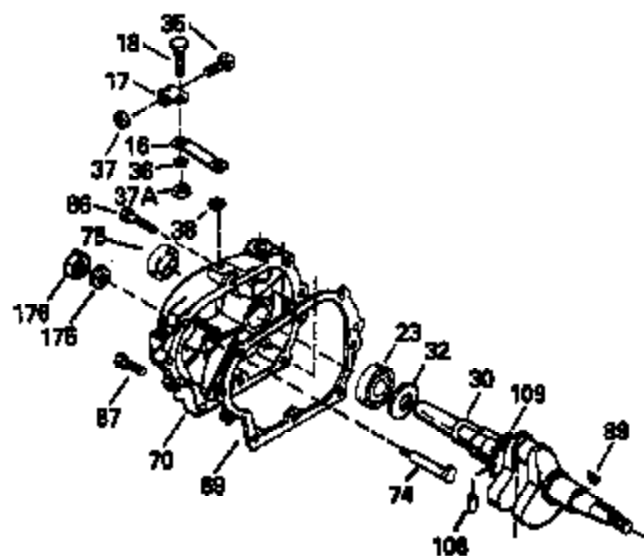
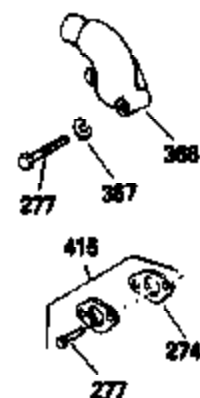
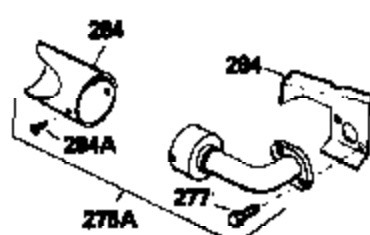
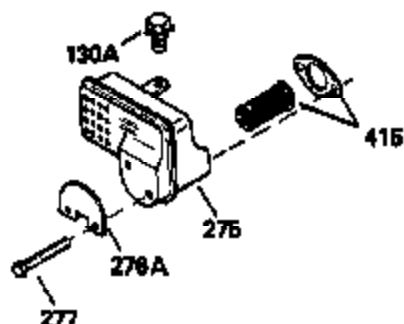
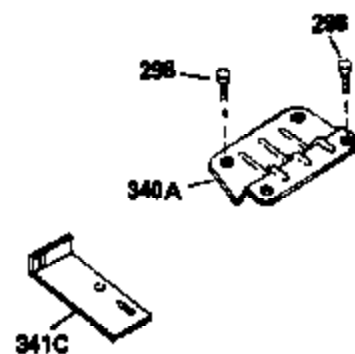
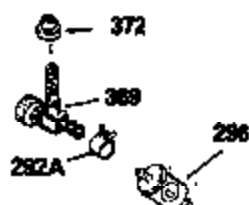
| Ref # | Part Number | Qty | Description |
|-------|-------------|-----|---|
| 286 | 35446 | | Screen, Starter (Stationary) |
| 287 | 29752 | | Nut & Lockwasher, 1/4-28 |
| 290 | 29774 | | Fuel Line (Braided 8-1/4")(21 cm)(As req.) |
| 290 | 30705 | | Fuel Line (Braided 16")(41 cm)(Use as req.) |
| 290 | 30962 | | Fuel Line (Braided 32")(81 cm)(Use as req.) |
| 292 | 26460 | | Clamp, Fuel line (Use as required) |
| 298 | 650665 | | Screw, 1/4-15 x 7/8" |
| 300 | 34156A | | Fuel Tank (Incl. 292 & 301) NOTE: These tanks were built with different size fuel inlet openings. Tanks with the 1-3/16" I.D. opening use fuel cap 34210. Tanks with the 1-1/2" I.D. opening use fuel cap 35355. |
| 301 | 410144B | | Fuel Cap (White Plastic)(Std)(1-1/2" I.D.) |
| 301 | 33032 | | Fuel Cap (Red Plastic) (Spurt Resistant, Low Profile) (1-3/16" I.D.) |
| 301 | 34210 | | Fuel Cap (Red Plastic) (Spurt Resistant, High Profile) (1-3/16" I.D.) |
| 301 | 35355 | | Fuel Cap (Red plastic) (1-1/2" I.D.) |
| 306 | 29673 | | * Gasket, Oil fill |
| 310A | 35941 | | Dipstick (Incl. 306) |
| 325 | 29443 | | Clip, Fuel line (Use as required) |
| 325 | 34246 | | Clip, Ground wire (Use as required) |
| 327 | 35392 | | Plug, Starter |
| 340 | 34154 | | Plate, Fuel tank mounting |
| 341 | 34155 | | Bracket, Fuel tank mounting |
| 342 | 650561 | | Screw, 1/4-20 x 5/8" |
| 361 | 30063 | | Screw, Torx T-30, 1/4-20 x 1/2" |
| 370B | 34387 | | Decal, Instruction Can be used on HM80 with stamped steel recoil starter. |
| 370 | 34346 | | Decal, Instruction |
| 370J | 34870 | | Decal, Instruction Can be used on HM80 with diecast starter. |
| 370A | 34686 | | Decal, Name |
| 379 | 631021 | | Inlet Needle, Seat & Clip Assy. |
| 380 | 632351 | | Carburetor (Incl. 184) (Refer to Division 5, Section A, page 188 for breakdown or Fiche 18A-1, Grid F-5) |
| 390A | 590633 | | Rewind Starter (Refer to Division 5, Section C, page 30 for breakdown or Fiche 18A-1, Grid G-5) |
| 395 | 35763A | | Electric Starter Motor (12 Volt) (Refer to service number stamped on end cap of motor, or on decal for identification. Refer to Division 5, Section D, Page 20 for breakdown or Fiche 18A-1, Grids G-9, G-10 or G-11) |
| 395 | 33329D | | Starter Motor Kit (110-120 Volt) This 110-120 volt starter motor kit may have been added to this engine. It can be added only if cylinder has drilled and tapped starter mounting bosses and a ring gear flywheel. Refer to service number stamped on end cap of motor, or on decal for identification. Ref |
| 400 | 33279G | | Gasket Set (Incl. items marked*) |
| 420 | 730225 | | SAE 30, 4-Cycle Engine Oil (Quart) |
| 421 | 730226 | | SAE 5W30, 4-Cycle Engine Oil (Quart) |

ILLUSTRATION SHOWS TYPICAL PARTS ONLY. ORDER BY PART NUMBER. PARTS NOT LISTED ARE SUPPLIED BY OEM.



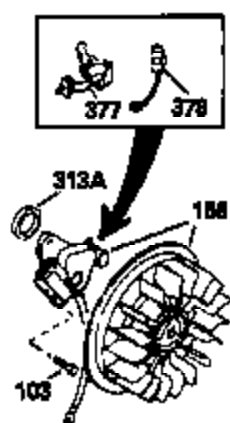
| Ref # | Part Number | Qty | Description |
|-------|-------------|-----|--|
| 1 | 35385 | | Cylinder (Incl. 2,20,72,72A) (3-1/8" Bore) |
| 2 | 27652 | | Pin, Dowel |
| 72 | 27642 | | Plug, Oil drain |
| 97 | | | Lockwasher, Heavy split, #10 (Buy locally) |
| 101A | 27276 | | Cover, Spark plug |
| 110 | 35183 | | Ground Wire |
| 127A | 26073 | | Washer, Flat (Use as required) |
| 127A | 650570 | | Washer, Flat (Use as required) |
| 169 | 27896A | | * Gasket, Breather cover |
| 170 | 28423 | | Body, Breather |
| 171 | 28424 | | Element, Breather |
| 172 | 28425 | | Cover, Valve spring |
| 173 | 35350 | | Tube, Breather |
| 174 | 650128 | | Screw, 10-24 x 1/2" |
| 174 | 650597 | | Screw, 10-24 x 5/8" |
| 178 | 29752 | | Nut & Lockwasher, 1/4-28 |
| 179B | 30593 | | Clip, Primer line (Use as required) |
| 207 | 33878 | | Link, Governor-to-throttle |
| 227 | 730127 | | Air Cleaner Ass'y. (Incl.238,239,240,241,243,245 & 370) (Use as required) |
| 227 | 730164 | | Air Cleaner Ass'y. (Incl. 238, 239, 240, 241, 243 & 245) (Use as required) |
| 228A | 650824 | | Stud, 1/4-20 x 7.33 (Use as required) |
| 228A | 650851 | | Stud, 1/4-20 x 8.1 (Use as required) (Used with drilled thru elbow) |
| 239 | 27272A | | * Gasket, Air cleaner |
| 239 | 27272A | | * Gasket, Air cleaner |
| 241 | 33266 | | Bracket, Air cleaner |
| 242 | 33267 | | Bracket, Air cleaner |
| 243 | 28820 | | Screw, 10-32 x 1/2" |
| 245A | 34700 | | Element, Air cleaner |
| 245 | 33268 | | Element, Air cleaner |
| 250B | 33269A | | Cover, Air cleaner |
| 251 | 650513 | | Nut, Wing, 1/2-20 |
| 275B | 391026 | | Muffler (Incl. 284, 284A & 416A) (This spark arresting muffler can be used on any model.) |
| 292 | 26460 | | Clamp, Fuel line (Use as required) |
| 306 | 29673 | | * Gasket, Oil fill |
| 310A | 35941 | | Dipstick (Incl. 306) |
| 370J | 34870 | | Decal, Instruction Can be used on HM80 with diecast starter. |
| 370B | 34387 | | Decal, Instruction Can be used on HM80 with stamped steel recoil starter. |
| 380 | 632351 | | Carburetor (Incl. 184) (Refer to Division 5, Section A, page 188 for breakdown or Fiche18A-1, Grid F-5) |

ILLUSTRATION SHOWS TYPICAL PARTS ONLY. ORDER BY PART NUMBER. PARTS NOT LISTED ARE SUPPLIED BY OEM.

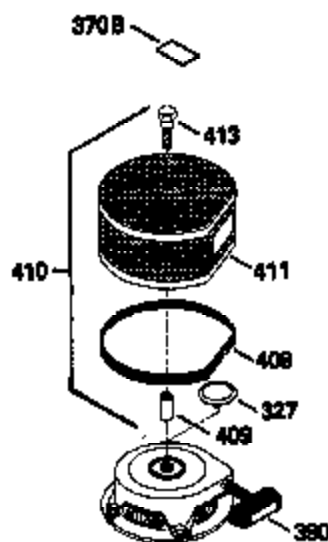
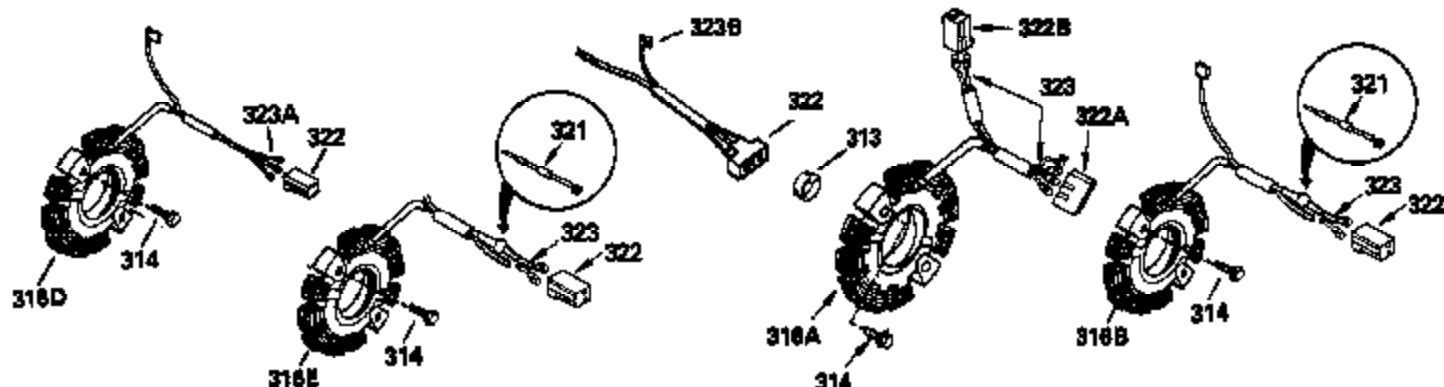
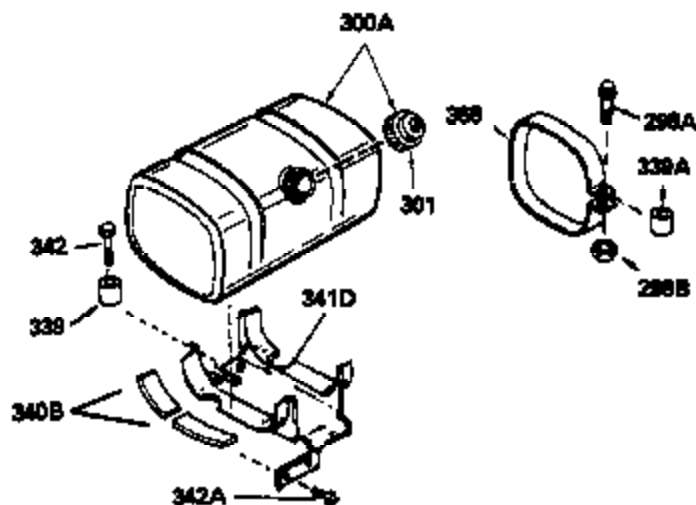


| Ref # | Part Number | Qty | Description |
|-------|-------------|-----|---|
| 16 | 33454 | | Governor Lever Assy. |
| 17 | 29916 | | Clamp, Governor lever |
| 18 | 650548 | | Screw, 8-32 x 5/16" |
| 30 | 35425A | | Crankshaft |
| 35 | 29826 | | Screw, 10-32 x 3/4" |
| 36 | 29918 | | Lockwasher, # 8 E.T. |
| 37 | 29216 | | Nut & Lockwasher, 10-32 "Keps" |
| 37A | 30322 | | Locknut, Hex "Keps", 8-32 |
| 38 | 29642 | | Ring, Retaining |
| 69 | 35262 | | * Gasket, Cylinder cover |
| 70 | 35376 | | Cover, Cylinder (Incl. 75, 80, 311 & 312) |
| 74 | 31855 | | Retainer, Bearing |
| 75 | 35319 | | Seal, Oil |
| 86 | 650833 | | Screw, 1/4-20 x 1-3/16" |
| 87 | 650832 | | Screw, 1/4-20 x 1-11/16" |
| 89 | 32589 | | Key, Flywheel |
| 97 | | | Lockwasher, Heavy split, #10 (Buy locally) |
| 101A | 27276 | | Cover, Spark plug |
| 127A | 26073 | | Washer, Flat (Use as required) |
| 127A | 650570 | | Washer, Flat (Use as required) |
| 130A | 6021A | | Screw, 5/16-18 x 1-1/2" (Use as required, but do not use with 650691 washer) |
| 131A | 650713 | | Screw, 5/16-18 x 5/8" (Use as required) |
| 131A | 792028 | | Screw, 5/16-18 x 7/8" (Use as required) |
| 131 | 650802 | | Screw, 1/4-20 x 5/8" (Use as required) |
| 131 | 650737 | | Screw, 1/4-20 x 1/2" (Use as required) |
| 131 | 650738 | | Screw, 1/4-20 x 5/8" (Use as required) |
| 133 | 650890 | | Washer, Lock, 5/16" |
| 134 | 30747 | | Clip, Spark plug shorting |
| 179B | 30593 | | Clip, Primer line (Use as required) |
| 228A | 650824 | | Stud, 1/4-20 x 7.33 (Use as required) |
| 228A | 650851 | | Stud, 1/4-20 x 8.1 (Use as required) (Used with drilled thru elbow) |
| 242 | 33267 | | Bracket, Air cleaner |
| 250B | 33269A | | Cover, Air cleaner |
| 274 | 35865 | | Gasket, Exhaust (Use as required) |
| 275B | 391026 | | Muffler (Incl. 284, 284A & 416A) (This spark arresting muffler can be used on any model.) |
| 298 | 650665 | | Screw, 1/4-15 x 7/8" |
| 301 | 410144B | | Fuel Cap (White Plastic)(Std)(1-1/2" I.D.) |
| 301 | 33032 | | Fuel Cap (Red Plastic) (Spurt Resistant, Low Profile) (1-3/16" I.D.) |
| 301 | 34210 | | Fuel Cap (Red Plastic) (Spurt Resistant, High Profile) (1-3/16" I.D.) |
| 301 | 35355 | | Fuel Cap (Red plastic) (1-1/2" I.D.) |
| 339 | 35038 | | Spacer, Tank |
| 361 | 30063 | | Screw, Torx T-30, 1/4-20 x 1/2" |
| 370J | 34870 | | Decal, Instruction Can be used on HM80 with diecast starter. |
| 415 | 730130 | | Exh.Adapter Kit (Incl.274,277)(Use as req.) |

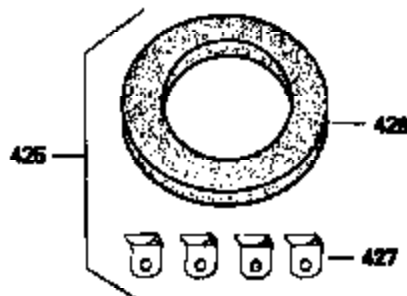
ILLUSTRATION SHOWS TYPICAL PARTS ONLY. ORDER BY PART NUMBER. PARTS NOT LISTED ARE SUPPLIED BY OEM.



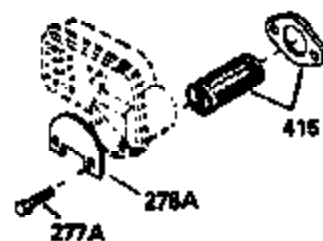
STD. POINT



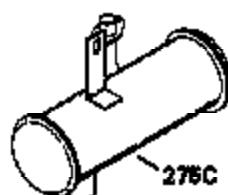
OPTIONAL
DEBRIS SCREEN KIT



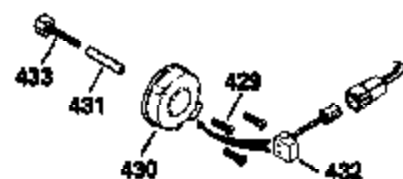
OPTIONAL
STARTER MUFF KIT



OPTIONAL
SPARK ARRESTOR KIT



OPTIONAL
QUIET MUFFLER



OPTIONAL
ADD-ON ALTERNATOR
AC LIGHTING OR DC CHARGING

| Ref # | Part Number | Qty | Description |
|-------|-------------|-----|--|
| | 97 | | Lockwasher, Heavy split, #10 (Buy locally) |
| 101A | 27276 | | Cover, Spark plug |
| 103 | 650814 | | Screw, Torx T-15, 10-24 x 1" |
| 127A | 26073 | | Washer, Flat (Use as required) |
| 127A | 650570 | | Washer, Flat (Use as required) |
| 179B | 30593 | | Clip, Primer line (Use as required) |
| 228A | 650824 | | Stud, 1/4-20 x 7.33 (Use as required) |
| 228A | 650851 | | Stud, 1/4-20 x 8.1 (Use as required) (Used with drilled thru elbow) |
| 242 | 33267 | | Bracket, Air cleaner |
| 250B | 33269A | | Cover, Air cleaner |
| 275B | 391026 | | Muffler (Incl. 284, 284A & 416A) (This spark arresting muffler can be used on any model.) |
| 275C | 35824 | | Muffler (Optional quiet muffler) |
| 277A | 650696 | | Screw, 5/16-18x2-3/4" (Used with 276A) |
| 301 | 410144B | | Fuel Cap (White Plastic)(Std)(1-1/2" I.D.) |
| 301 | 33032 | | Fuel Cap (Red Plastic) (Spurt Resistant, Low Profile) (1-3/16" I.D.) |
| 301 | 34210 | | Fuel Cap (Red Plastic) (Spurt Resistant, High Profile) (1-3/16" I.D.) |
| 301 | 35355 | | Fuel Cap (Red plastic) (1-1/2" I.D.) |
| 327 | 35392 | | Plug, Starter |
| 339 | 35038 | | Spacer, Tank |
| 342 | 650561 | | Screw, 1/4-20 x 5/8" |
| 370J | 34870 | | Decal, Instruction Can be used on HM80 with diecast starter. |
| 370B | 34387 | | Decal, Instruction Can be used on HM80 with stamped steel recoil starter. |
| 408 | 35570 | | Screen Seal (Can be used on HM80 with stamped steel recoil starter) |
| 409 | 35569 | | Spacer (Can be used on HM80 with stamped steel recoil starter) |
| 410 | 730573 | | Debris Screen Kit (Incl. 360, 370B, 387, 411 & 413) (Can be used on HM80 with stamped steel recoil starter) |
| 411 | 35568 | | Debris Screen (Can be used on HM80 with stamped steel recoil starter) |
| 413 | 650907 | | Screw, 5/16-18 x 1-5/8" (Can be used on HM80 with stamped steel recoil starter) |
| 415 | 730130 | | Exh.Adapter Kit (Incl.274,277)(Use as req.) |
| 425 | 730572 | | Starter Muff Kit (Incl. 370J, 426 & 4 27) (Can be used on HM80 with die cast starter) |
| 429 | 650868 | | Screw, 8-18 x 1-1/8" (3 Required) (Use as required) (Refer to Mechanics Handbook for installation instructions). |
| 430 | 611077 | | Alternator, Add on (Use as required) (Refer to Mechanics Handbook for installation instructions). |
| 431 | 590609 | | Centering tube (Use with engines equipped with die cast aluminum starter)(Use as required) (Refer to Mechanics Handbook for installation instructions) |
| 431 | 590610 | | Centering tube (Use as required) (Refer to Mechanics Handbook for installation instructions). |

| Ref # | Part Number | Qty | Description |
|-------|-------------|-----|---|
| 432 | 611078 | | A.C. Lighting Connector (Use as required) (Refer to Mechanics Handbook for installation instructions). |
| 432 | 611079 | | D.C. Charging Connector (Use as required) (Refer to Mechanics Handbook for installation instructions). |
| 433 | 590611 | | Alternator Shaft (4.00") (Use with engines equipped with cast aluminum starter)(Use as required) (Refer to Mechanics Handbook for installation instructions). |
| 433 | 590636 | | Alternator Shaft (Use with engines equipped with stamped steel starter)(Use as required) (Refer to Mechanics Handbook for installation instructions). |