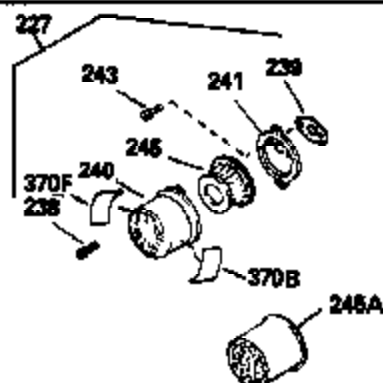
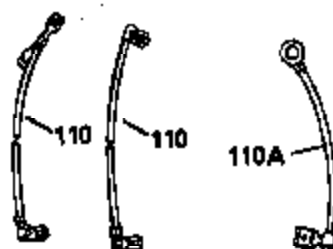
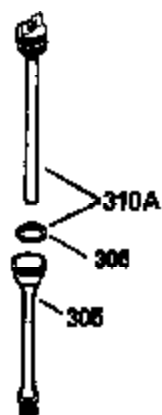
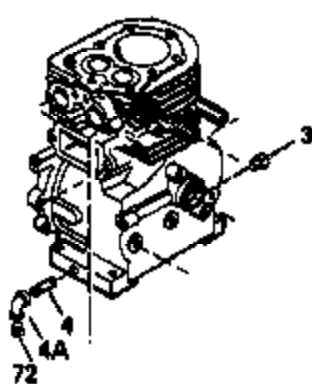
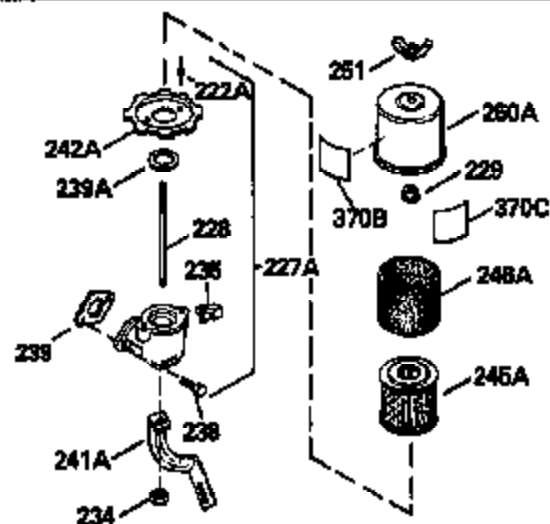
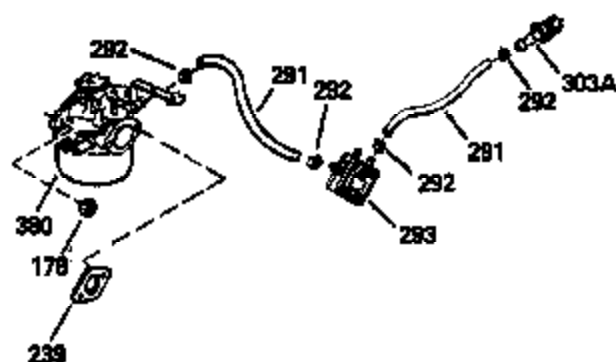
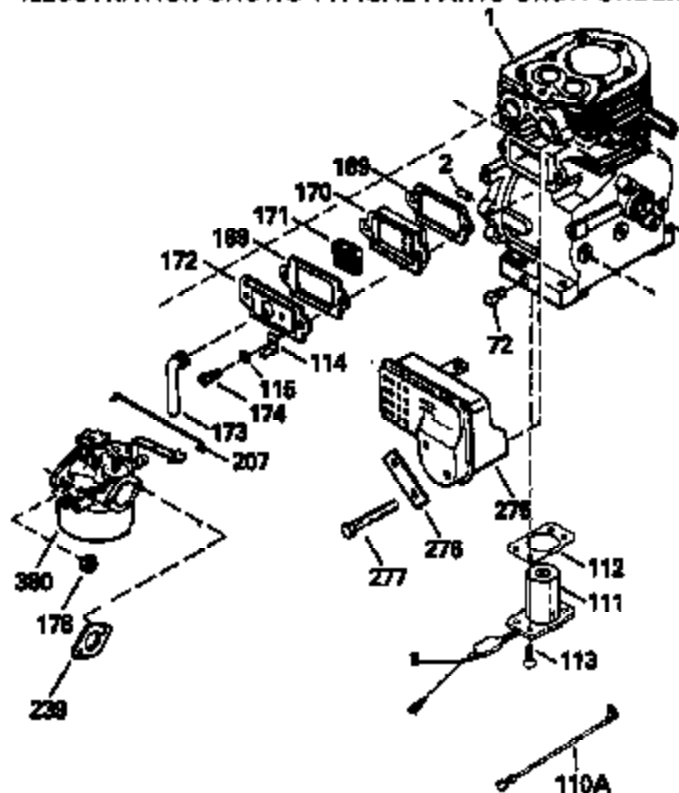


Ref #	Part Number	Qty	Description
1	35385		Cylinder (Incl. 2,20,72,72A) (3-1/8" Bore)
2	27652		Pin, Dowel
15B	650494		Screw, 6-40 x 5/16"
15A	30700		Yoke, Governor
15	30699C		Rod Assy., Governor (Incl. 15A & 15B)
16	33454		Governor Lever Assy.
17	29916		Clamp, Governor lever
18	650548		Screw, 8-32 x 5/16"
20	35319		Seal, Oil
25	35326		Baffle, Blower housing
26	650561		Screw, 1/4-20 x 5/8"
30	35425A		Crankshaft
35	29826		Screw, 10-32 x 3/4"
36	29918		Lockwasher, # 8 E.T.
37A	30322		Locknut, Hex "Keps", 8-32
37	29216		Nut & Lockwasher, 10-32 "Keps"
38	29642		Ring, Retaining
45	35373A		Rod Assy., Connecting (Incl. 49)
46	650908		Bolt, Connecting rod
47	650882		Bolt, Connecting rod
48	34034		Lifter, Valve
49	35374		Dipper, Oil
50	35375		Camshaft (MCR)
60	33273A		Extension, Blower housing
62	650760		Screw, 8-32 x 3/8"
63	28545		Grommet, Plastic
65	650128		Screw, 10-24 x 1/2"
68	33356		Terminal, Ground
69	35262		* Gasket, Cylinder cover
70	35376		Cover, Cylinder (Incl. 75, 80, 311 & 312)
71	35377		Bushing, Crankshaft
72	27642		Plug, Oil drain
75	35319		Seal, Oil
80	31845		Shaft, Mechanical governor
81	30590A		Washer, Flat
82	35378		Gear Assy., Governor (Incl. 81)
83	30588A		Spool, Governor
84	29193		Ring, Retaining
86	650833		Screw, 1/4-20 x 1-3/16"
87	650832		Screw, 1/4-20 x 1-11/16"
89	32589		Key, Flywheel
90	611090		Flywheel
92	650880		Washer, Belleville
93	650881		Nut, Hex (5/8-18) (Add-on alternator)
94	33450		Nut Lock, 10-32
95	30886A		Spring, Extension
96	30845A		Bolt, Governor spring adjusting
97			Lockwasher, Heavy split, #10 (Buy locally)
100	35135		Lamination Assy., Solid State
101	610118		Cover, Spark plug (Use as required)
102	650872		Stud, Lamination mounting
103	650814		Screw, Torx T-15, 10-24 x 1"
110	35183		Ground Wire
119	34041A		* Gasket, Head
120	34030A		Head, Cylinder
125	27878A		Exhaust Valve (Std.) (Incl. 151)
125	27880A		Exhaust Valve (1/32" OS) (Incl. 151)
126	34035		Intake Valve (Std.) (Incl. 151)

Ref #	Part Number	Qty	Description
126	34036		Intake Valve (1/32" OS) (Incl. 151)
127A	26073		Washer, Flat (Use as required)
127A	650570		Washer, Flat (Use as required)
127	650691		Washer (Use as req., but not w/6021A screw)
128	650690		Washer, Belleville
129	650727		Screw, 5/16-18 x 1-3/4" (Use as required)
130	650694A		Screw, 5/16-18 x 2" (Use as required)
130A	6021A		Screw, 5/16-18 x 1-1/2" (Use as required, but do not use with 650691 washer)
131A	650713		Screw, 5/16-18 x 5/8" (Use as required)
131A	792028		Screw, 5/16-18 x 7/8" (Use as required)
135	33636		Resistor Spark Plug (RJ17LM)
139	33369		Bracket, Governor gear
140	650836		Screw, 10-24 x 1/2"
149A	35862		Seal Assy., Intake valve
149	27882		Cap, Upper valve spring
150	27881		Spring, Valve
151	32581		Cap, Lower valve spring
169	27896A		* Gasket, Breather cover
170	28423		Body, Breather
171	28424		Element, Breather
172	28425		Cover, Valve spring
173	35350		Tube, Breather
174	650128		Screw, 10-24 x 1/2"
174	650597		Screw, 10-24 x 5/8"
178	29752		Nut & Lockwasher, 1/4-28
179B	30593		Clip, Primer line (Use as required)
182	30088A		Screw, 1/4-28 x 1"
184	33263		* Gasket, Carburetor
185	34707		Pipe, Intake
206	610973		Terminal Assy. (Use as required)
207	33878		Link, Governor-to-throttle
223	650378		Screw, Torx T-30, 5/16-18 x 1-1/8"
224	27915A		* Gasket, Intake pipe
228A	650824		Stud, 1/4-20 x 7.33 (Use as required)
228A	650851		Stud, 1/4-20 x 8.1 (Use as required) (Used with drilled thru elbow)
242	33267		Bracket, Air cleaner
250B	33269A		Cover, Air cleaner
260	33375D		Blower Housing (For electric starter)
261	650788		Screw, 5/16-18 x 3/4" (Use as required)
262	29747B		Screw, 5/16-24 x 21/32"
265	33272B		Cover, Cylinder head
275B	391026		Muffler (Incl. 284, 284A & 416A) (This spark arresting muffler can be used on any model.)
281	33013		Cover, Starter bubble
282	650760		Screw, 8-32 x 3/8"
285	35287		Cup, Starter
286	35446		Screen, Starter (Stationary)
287	29752		Nut & Lockwasher, 1/4-28
290	29774		Fuel Line (Braided 8-1/4")(21 cm)(As req.)
290	30705		Fuel Line (Braided 16")(41 cm)(Use as req.)
290	30962		Fuel Line (Braided 32")(81 cm)(Use as req.)
292	26460		Clamp, Fuel line (Use as required)
301	410144B		Fuel Cap (White Plastic)(Std)(1-1/2" I.D.)

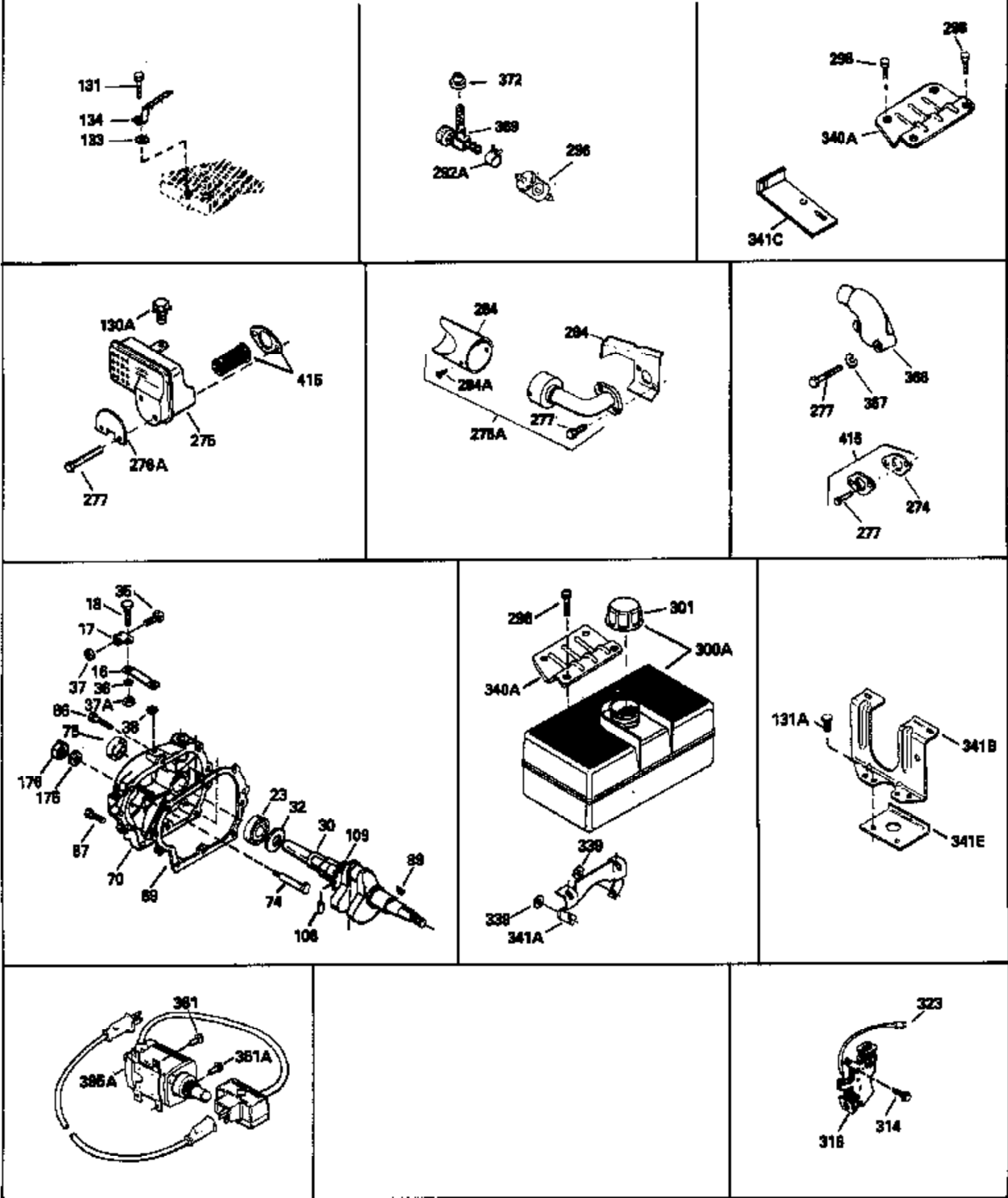
Ref #	Part Number	Qty	Description
301	33032		Fuel Cap (Red Plastic) (Spurt Resistant, Low Profile) (1-3/16" I.D.)
301	34210		Fuel Cap (Red Plastic) (Spurt Resistant, High Profile) (1-3/16" I.D.)
301	35355		Fuel Cap (Red plastic) (1-1/2" I.D.)
306	29673		* Gasket, Oil fill
310A	35941		Dipstick (Incl. 306)
325	29443		Clip, Fuel line (Use as required)
325	34246		Clip, Ground wire (Use as required)
325	27275		Clip, Hi tension wire
327	35392		Plug, Starter
342	30063		Screw, Torx T-30, 1/4-20 x 1/2"
361	30063		Screw, Torx T-30, 1/4-20 x 1/2"
370J	34870		Decal, Instruction Can be used on HM80 with diecast starter.
370B	34387		Decal, Instruction Can be used on HM80 with stamped steel recoil starter.
370	34346		Decal, Instruction
379	631021		Inlet Needle, Seat & Clip Assy.
380	632499		Carburetor (Incl. 184) (Refer to Division 5, Section A, page 188 for breakdown or Fiche 18A-1, Grid F-5)
390A	590633		Rewind Starter (Refer to Division 5, Section C, page 30 for breakdown or Fiche 18A-1, Grid G-5)
395	33329D		Starter Motor Kit (110-120 Volt) This 110-120 volt starter motor kit may have been added to this engine. It can be added only if cylinder has drilled and tapped starter mounting bosses and a ring gear flywheel. Refer to service number stamped on end cap of motor, or on decal for identification. Ref
400	33279G		Gasket Set (Incl. items marked*)
420	730225		SAE 30, 4-Cycle Engine Oil (Quart)
421	730226		SAE 5W30, 4-Cycle Engine Oil (Quart)

ILLUSTRATION SHOWS TYPICAL PARTS ONLY. ORDER BY PART NUMBER. PARTS NOT LISTED ARE SUPPLIED BY OEM.



Ref #	Part Number	Qty	Description
1	35385		Cylinder (Incl. 2,20,72,72A) (3-1/8" Bore)
2	27652		Pin, Dowel
72	27642		Plug, Oil drain
97			Lockwasher, Heavy split, #10 (Buy locally)
110	35183		Ground Wire
127A	26073		Washer, Flat (Use as required)
127A	650570		Washer, Flat (Use as required)
169	27896A		* Gasket, Breather cover
170	28423		Body, Breather
171	28424		Element, Breather
172	28425		Cover, Valve spring
173	35350		Tube, Breather
174	650128		Screw, 10-24 x 1/2"
174	650597		Screw, 10-24 x 5/8"
178	29752		Nut & Lockwasher, 1/4-28
179B	30593		Clip, Primer line (Use as required)
207	33878		Link, Governor-to-throttle
227	730127		Air Cleaner Ass'y. (Incl.238,239,240,241,243,245 & 370) (Use as required)
227	730164		Air Cleaner Ass'y. (Incl. 238, 239, 240, 241, 243 & 245) (Use as required)
228A	650824		Stud, 1/4-20 x 7.33 (Use as required)
228A	650851		Stud, 1/4-20 x 8.1 (Use as required) (Used with drilled thru elbow)
239	27272A		* Gasket, Air cleaner
239	27272A		* Gasket, Air cleaner
241	33266		Bracket, Air cleaner
242	33267		Bracket, Air cleaner
243	28820		Screw, 10-32 x 1/2"
245A	34700		Element, Air cleaner
245	33268		Element, Air cleaner
250B	33269A		Cover, Air cleaner
251	650513		Nut, Wing, 1/2-20
275B	391026		Muffler (Incl. 284, 284A & 416A) (This spark arresting muffler can be used on any model.)
292	26460		Clamp, Fuel line (Use as required)
306	29673		* Gasket, Oil fill
310A	35941		Dipstick (Incl. 306)
370J	34870		Decal, Instruction Can be used on HM80 with diecast starter.
370B	34387		Decal, Instruction Can be used on HM80 with stamped steel recoil starter.
380	632499		Carburetor (Incl. 184) (Refer to Division 5, Section A, page 188 for breakdown or Fiche18A-1, Grid F-5)

ILLUSTRATION SHOWS TYPICAL PARTS ONLY. ORDER BY PART NUMBER. PARTS NOT LISTED ARE SUPPLIED BY OEM.

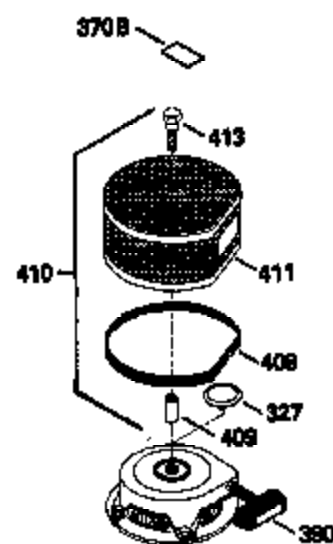
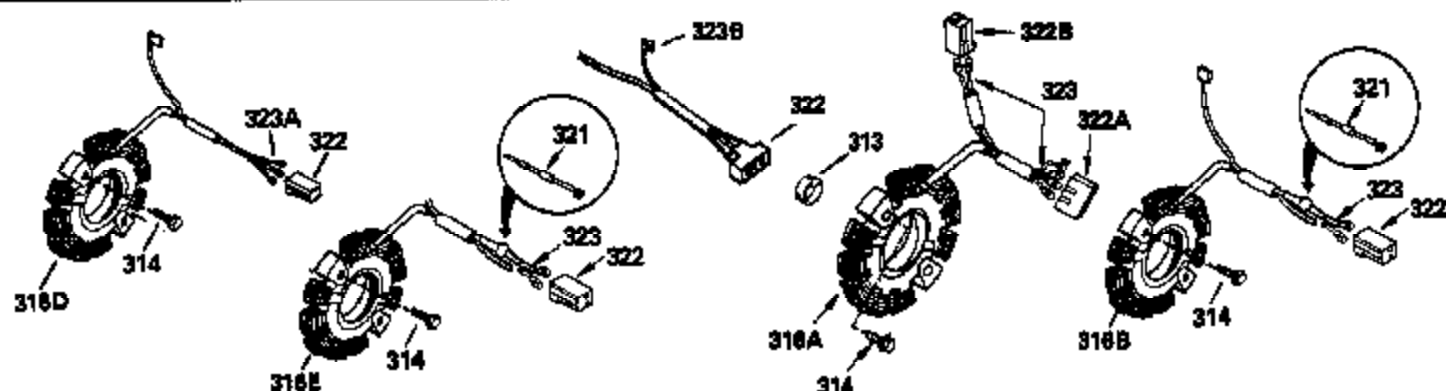
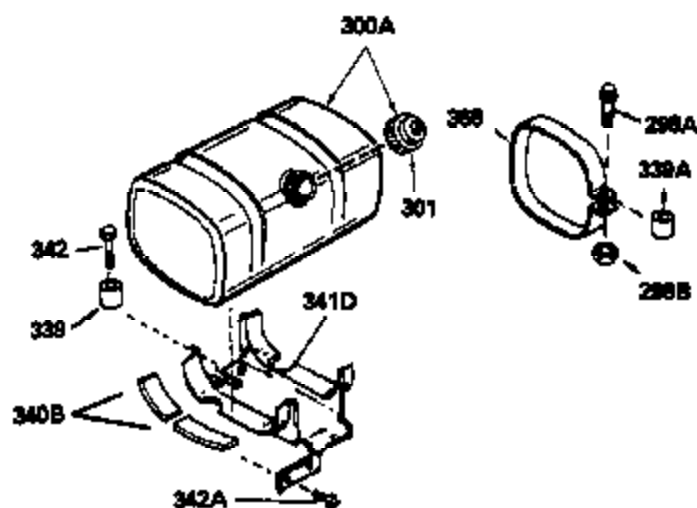


Ref #	Part Number	Qty	Description
16	33454		Governor Lever Assy.
17	29916		Clamp, Governor lever
18	650548		Screw, 8-32 x 5/16"
30	35425A		Crankshaft
35	29826		Screw, 10-32 x 3/4"
36	29918		Lockwasher, # 8 E.T.
37A	30322		Locknut, Hex "Keps", 8-32
37	29216		Nut & Lockwasher, 10-32 "Keps"
38	29642		Ring, Retaining
69	35262		* Gasket, Cylinder cover
70	35376		Cover, Cylinder (Incl. 75, 80, 311 & 312)
74	31855		Retainer, Bearing
75	35319		Seal, Oil
86	650833		Screw, 1/4-20 x 1-3/16"
87	650832		Screw, 1/4-20 x 1-11/16"
89	32589		Key, Flywheel
97			Lockwasher, Heavy split, #10 (Buy locally)
127A	26073		Washer, Flat (Use as required)
127A	650570		Washer, Flat (Use as required)
130A	6021A		Screw, 5/16-18 x 1-1/2" (Use as required, but do not use with 650691 washer)
131A	650713		Screw, 5/16-18 x 5/8" (Use as required)
131A	792028		Screw, 5/16-18 x 7/8" (Use as required)
131	650802		Screw, 1/4-20 x 5/8" (Use as required)
131	650737		Screw, 1/4-20 x 1/2" (Use as required)
131	650738		Screw, 1/4-20 x 5/8" (Use as required)
179B	30593		Clip, Primer line (Use as required)
228A	650824		Stud, 1/4-20 x 7.33 (Use as required)
228A	650851		Stud, 1/4-20 x 8.1 (Use as required) (Used with drilled thru elbow)
242	33267		Bracket, Air cleaner
250B	33269A		Cover, Air cleaner
274	35865		Gasket, Exhaust (Use as required)
275B	391026		Muffler (Incl. 284, 284A & 416A) (This spark arresting muffler can be used on any model.)
301	410144B		Fuel Cap (White Plastic)(Std)(1-1/2" I.D.)
301	33032		Fuel Cap (Red Plastic) (Spurt Resistant, Low Profile) (1-3/16" I.D.)
301	34210		Fuel Cap (Red Plastic) (Spurt Resistant, High Profile) (1-3/16" I.D.)
301	35355		Fuel Cap (Red plastic) (1-1/2" I.D.)
339	35038		Spacer, Tank
361	30063		Screw, Torx T-30, 1/4-20 x 1/2"
370J	34870		Decal, Instruction Can be used on HM80 with diecast starter.
415	730130		Exh.Adapter Kit (Incl.274,277)(Use as req.)

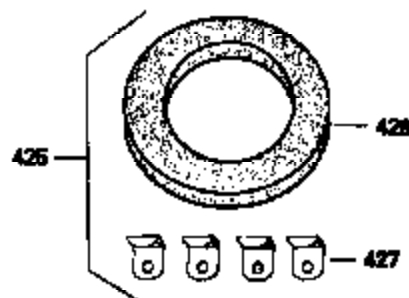
ILLUSTRATION SHOWS TYPICAL PARTS ONLY. ORDER BY PART NUMBER. PARTS NOT LISTED ARE SUPPLIED BY OEM.



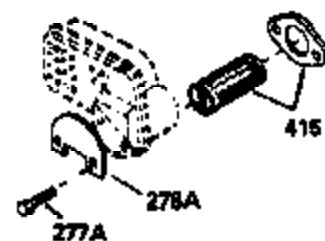
STD. POINT



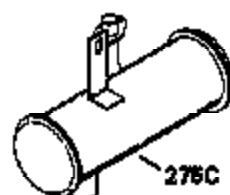
OPTIONAL
DEBRIS SCREEN KIT



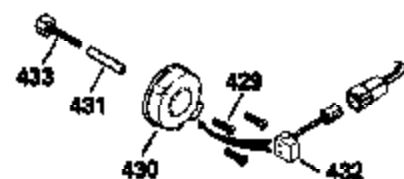
OPTIONAL
STARTER MUFF KIT



OPTIONAL
SPARK ARRESTOR KIT



OPTIONAL
QUIET MUFFLER



OPTIONAL
ADD-ON ALTERNATOR
AC LIGHTING OR DC CHARGING

Ref #	Part Number	Qty	Description
	97		Lockwasher, Heavy split, #10 (Buy locally)
103	650814		Screw, Torx T-15, 10-24 x 1"
127A	26073		Washer, Flat (Use as required)
127A	650570		Washer, Flat (Use as required)
179B	30593		Clip, Primer line (Use as required)
228A	650824		Stud, 1/4-20 x 7.33 (Use as required)
228A	650851		Stud, 1/4-20 x 8.1 (Use as required) (Used with drilled thru elbow)
242	33267		Bracket, Air cleaner
250B	33269A		Cover, Air cleaner
275C	35824		Muffler (Optional quiet muffler)
275B	391026		Muffler (Incl. 284, 284A & 416A) (This spark arresting muffler can be used on any model.)
277A	650696		Screw, 5/16-18x2-3/4" (Used with 276A)
301	410144B		Fuel Cap (White Plastic)(Std)(1-1/2" I.D.)
301	33032		Fuel Cap (Red Plastic) (Spurt Resistant, Low Profile) (1-3/16" I.D.)
301	34210		Fuel Cap (Red Plastic) (Spurt Resistant, High Profile) (1-3/16" I.D.)
301	35355		Fuel Cap (Red plastic) (1-1/2" I.D.)
327	35392		Plug, Starter
339	35038		Spacer, Tank
342	30063		Screw, Torx T-30, 1/4-20 x 1/2"
370B	34387		Decal, Instruction Can be used on HM80 with stamped steel recoil starter.
370J	34870		Decal, Instruction Can be used on HM80 with diecast starter.
408	35570		Screen Seal (Can be used on HM80 with stamped steel recoil starter)
409	35569		Spacer (Can be used on HM80 with stamped steel recoil starter)
410	730573		Debris Screen Kit (Incl. 360, 370B, 387, 411 & 413) (Can be used on HM80 with stamped steel recoil starter)
411	35568		Debris Screen (Can be used on HM80 with stamped steel recoil starter)
413	650907		Screw, 5/16-18 x 1-5/8" (Can be used on HM80 with stamped steel recoil starter)
415	730130		Exh.Adapter Kit (Incl.274,277)(Use as req.)
425	730572		Starter Muff Kit (Incl. 370J, 426 & 4 27) (Can be used on HM80 with die cast starter)
429	650868		Screw, 8-18 x 1-1/8" (3 Required) (Use as required) (Refer to Mechanics Handbook for installation instructions).
430	611077		Alternator, Add on (Use as required) (Refer to Mechanics Handbook for installation instructions).
431	590609		Centering tube (Use with engines equipped with die cast aluminum starter)(Use as required) (Refer to Mechanics Handbook for installation instructions)
431	590610		Centering tube (Use as required) (Refer to Mechanics Handbook for installation instructions).
432	611078		A.C. Lighting Connector (Use as required) (Refer to Mechanics Handbook for installation instructions).

Ref #	Part Number	Qty	Description
432	611079		D.C. Charging Connector (Use as required) (Refer to Mechanics Handbook for installation instructions).
433	590611		Alternator Shaft (4.00") (Use with engines equipped with cast aluminum starter)(Use as required) (Refer to Mechanics Handbook for installation instructions).
433	590636		Alternator Shaft (Use with engines equipped with stamped steel starter)(Use as required) (Refer to Mechanics Handbook for installation instructions).