

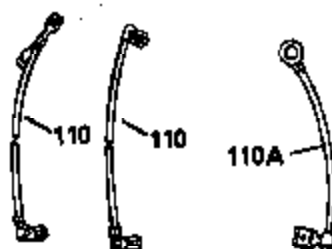
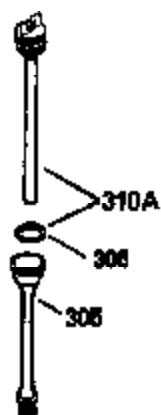
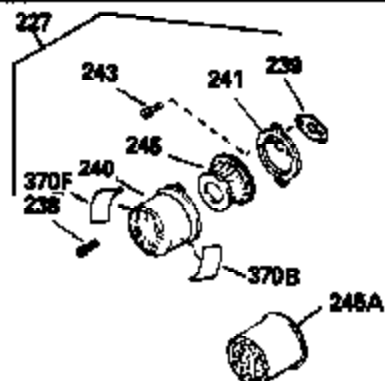
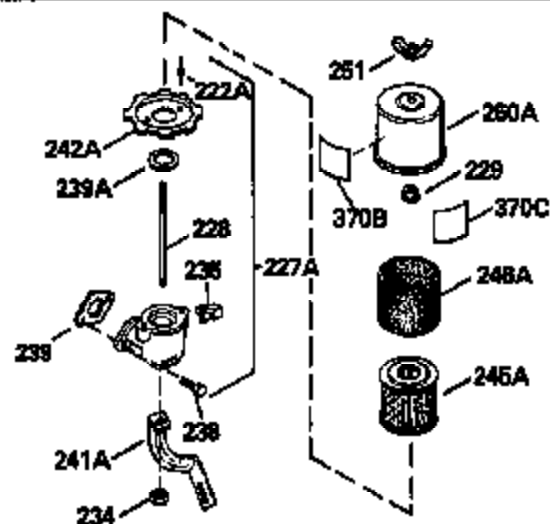
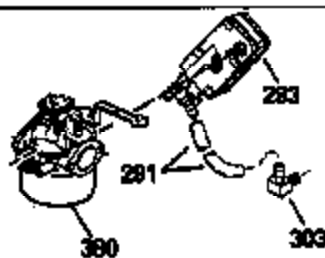
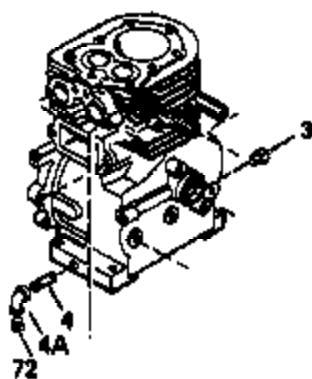
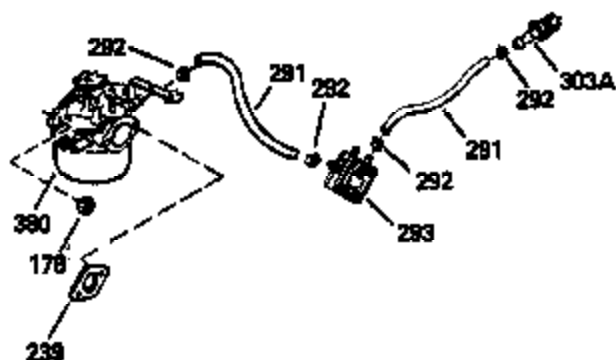
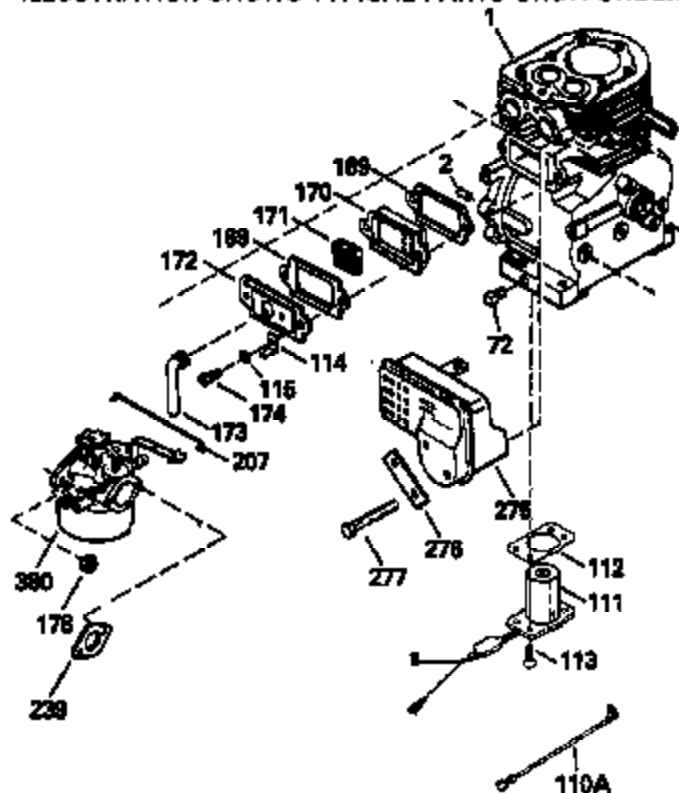
Ref #	Part Number	Qty	Description
1	35385		Cylinder (Incl. 2,20,72,72A) (3-1/8" Bore)
2	27652		Pin, Dowel
15	30699C		Rod Assy., Governor (Incl. 15A & 15B)
15B	650494		Screw, 6-40 x 5/16"
15A	30700		Yoke, Governor
16	33454		Governor Lever Assy.
17	29916		Clamp, Governor lever
18	650548		Screw, 8-32 x 5/16"
19	34663		Spring, Speed control
20	35319		Seal, Oil
25	35326		Baffle, Blower housing
26	650561		Screw, 1/4-20 x 5/8"
30	35420A		Crankshaft
35	29826		Screw, 10-32 x 3/4"
36	29918		Lockwasher, # 8 E.T.
37A	30322		Locknut, Hex "Keps", 8-32
37	29216		Nut & Lockwasher, 10-32 "Keps"
38	29642		Ring, Retaining
40	34552		Piston, Pin & Ring Set (Std.)(Incl. 4 1-43)
40	34553		Piston, Pin & Ring Set (.010)(Incl. 4 1-43)
40	34554		Piston, Pin & Ring Set (.020)(Incl. 4 1-43)
41	34329A		Piston & Pin Ass'y. (Std.) (Incl. 43)
41	34330A		Piston & Pin Ass'y. (.010) (Incl. 43)
41	34331A		Piston & Pin Ass'y. (.020) (Incl. 43)
42	34332		Ring Set (Std.)
42	34333		Ring Set (.010)
42	34334		Ring Set (.020)
43	27888		Piston Pin Retaining Ring
45	35373A		Rod Assy., Connecting (Incl. 49)
46	650908		Bolt, Connecting rod
47	650882		Bolt, Connecting rod
48	34034		Lifter, Valve
50	35375		Camshaft (MCR)
60	33273A		Extension, Blower housing
65	650128		Screw, 10-24 x 1/2"
69	35262		* Gasket, Cylinder cover
70	33626B		Cyl. Cover (Incl.71,74,75,80,175,176, 311,312)
72	27642		Plug, Oil drain
75	33625		Seal, Oil
80	31845		Shaft, Mechanical governor
81	30590A		Washer, Flat
82	35378		Gear Assy., Governor (Incl. 81)
83	30588A		Spool, Governor
84	29193		Ring, Retaining
86	650833		Screw, 1/4-20 x 1-3/16"
87	650832		Screw, 1/4-20 x 1-11/16"
89	32589		Key, Flywheel
90	611090		Flywheel
92	650880		Washer, Belleville
93	650881		Nut, Hex (5/8-18) (Add-on alternator)
97			Lockwasher, Heavy split, #10 (Buy locally)
100	35135		Lamination Assy., Solid State
101	610118		Cover, Spark plug (Use as required)
102	650872		Stud, Lamination mounting
103	650814		Screw, Torx T-15, 10-24 x 1"
110	35187		Ground Wire
119	34041A		* Gasket, Head
120	34030A		Head, Cylinder

Ref #	Part Number	Qty	Description
125	27878A		Exhaust Valve (Std.) (Incl. 151)
125	27880A		Exhaust Valve (1/32" OS) (Incl. 151)
126	34035		Intake Valve (Std.) (Incl. 151)
126	34036		Intake Valve (1/32" OS) (Incl. 151)
127	650691		Washer (Use as req., but not w/6021A screw)
127A	26073		Washer, Flat (Use as required)
127A	650570		Washer, Flat (Use as required)
128	650690		Washer, Belleville
129	650727		Screw, 5/16-18 x 1-3/4" (Use as required)
130A	6021A		Screw, 5/16-18 x 1-1/2" (Use as required, but do not use with 650691 washer)
130	650694A		Screw, 5/16-18 x 2" (Use as required)
131A	650713		Screw, 5/16-18 x 5/8" (Use as required)
131A	792028		Screw, 5/16-18 x 7/8" (Use as required)
135	33636		Resistor Spark Plug (RJ17LM)
139	33369		Bracket, Governor gear
140	650836		Screw, 10-24 x 1/2"
149	27882		Cap, Upper valve spring
149A	35862		Seal Assy., Intake valve
150	27881		Spring, Valve
151	32581		Cap, Lower valve spring
169	27896A		* Gasket, Breather cover
170	28423		Body, Breather
171	28424		Element, Breather
172	28425		Cover, Valve spring
173A	32446		Grommet, Breather tube
173	34696		Tube, Breather
174	650128		Screw, 10-24 x 1/2"
174	650597		Screw, 10-24 x 5/8"
178	29752		Nut & Lockwasher, 1/4-28
179B	30593		Clip, Primer line (Use as required)
182	30088A		Screw, 1/4-28 x 1"
184	33263		* Gasket, Carburetor
185	34707		Pipe, Intake
200A	34664		Control Bracket (Incl. 19, 203, 204, 206, 209)
203	31342		Spring, Compression
204	650549		Screw, 5-40 x 7/16"
206	610973		Terminal Assy. (Use as required)
207	33878		Link, Governor-to-throttle
209	650821		Screw, 10-32 x 1/2"
210	27793		Clip, Conduit
211	28942		Screw, 10-32 x 3/8"
223	650378		Screw, Torx T-30, 5/16-18 x 1-1/8"
224	27915A		* Gasket, Intake pipe
225	35043		Tube, Carburetor
228A	650824		Stud, 1/4-20 x 7.33 (Use as required)
228A	650851		Stud, 1/4-20 x 8.1 (Use as required) (Used with drilled thru elbow)
229A	650825		Nut & Lockwasher, 1/4-20
234A	650852		Hex Nut, 1/4-20 (Used w/drilled thru elbow)
235A	30675		Fitting, Breather
238A	650163		Screw, 10-32 x 7/8"
260	34833B		Blower Housing (For electric starter)
261	650788		Screw, 5/16-18 x 3/4" (Use as required)
262	29747B		Screw, 5/16-24 x 21/32"
265	33272B		Cover, Cylinder head

Ref #	Part Number	Qty	Description
275B	391026		Muffler (Incl. 284, 284A & 416A) (This spark arresting muffler can be used on any model.)
275	34185A		Muffler (Spark Arresting)
276	31588		Plate, Muffler locking
277	650729		Screw, 5/16-18 x 3-3/16"
281	33013		Cover, Starter bubble
282	650760		Screw, 8-32 x 3/8"
285	35287		Cup, Starter
286	35446		Screen, Starter (Stationary)
287	29752		Nut & Lockwasher, 1/4-28
290	29774		Fuel Line (Braided 8-1/4")(21 cm)(As req.)
290	30705		Fuel Line (Braided 16")(41 cm)(Use as req.)
290	30962		Fuel Line (Braided 32")(81 cm)(Use as req.)
292	26460		Clamp, Fuel line (Use as required)
298	650665		Screw, 1/4-15 x 7/8"
300	34156A		Fuel Tank (Incl. 292 & 301) NOTE: These tanks were built with different size fuel inlet openings. Tanks with the 1-3/16" I.D. opening use fuel cap 34210. Tanks with the 1-1/2" I.D. opening use fuel cap 35355.
301	410144B		Fuel Cap (White Plastic)(Std)(1-1/2" I.D.)
301	33032		Fuel Cap (Red Plastic) (Spurt Resistant, Low Profile) (1-3/16" I.D.)
301	34210		Fuel Cap (Red Plastic) (Spurt Resistant, High Profile) (1-3/16" I.D.)
301	35355		Fuel Cap (Red plastic) (1-1/2" I.D.)
305	35554		Tube, Oil fill
306	29673		* Gasket, Oil fill
306	35499		"O" Ring
308	35540		Clip, Fill tube
310A	35941		Dipstick (Incl. 306)
310	36205		Dipstick
325	29443		Clip, Fuel line (Use as required)
325	34246		Clip, Ground wire (Use as required)
327	35392		Plug, Starter
340	34154		Plate, Fuel tank mounting
341	34155		Bracket, Fuel tank mounting
342	650561		Screw, 1/4-20 x 5/8"
370A	35532		Decal, Name
370B	34387		Decal, Instruction Can be used on HM80 with stamped steel recoil starter.
370B	34704		Decal, Air cleaner
370J	34870		Decal, Instruction Can be used on HM80 with diecast starter.
370	34346		Decal, Instruction
379	631021		Inlet Needle, Seat & Clip Assy.
380	632325		Carburetor (Incl. 184) (Refer to Division 5, Section A, page 188 for breakdown or Fiche 18A-1, Grid F-5)
390A	590633		Rewind Starter (Refer to Division 5, Section C, page 30 for breakdown or Fiche 18A-1, Grid G-5)
395	33329D		Starter Motor Kit (110-120 Volt) This 110-120 volt starter motor kit may have been added to this engine. It can be added only if cylinder has drilled and tapped starter mounting bosses and a ring gear flywheel. Refer to service number stamped on end cap of motor, or on decal for identification. Ref

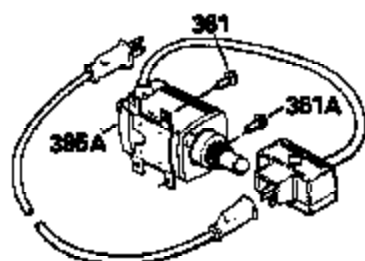
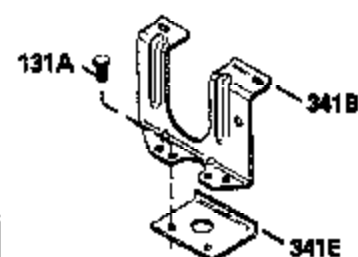
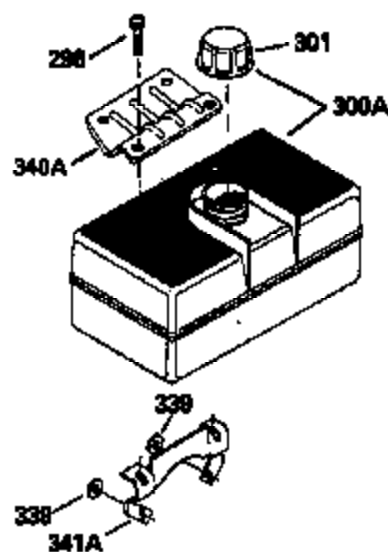
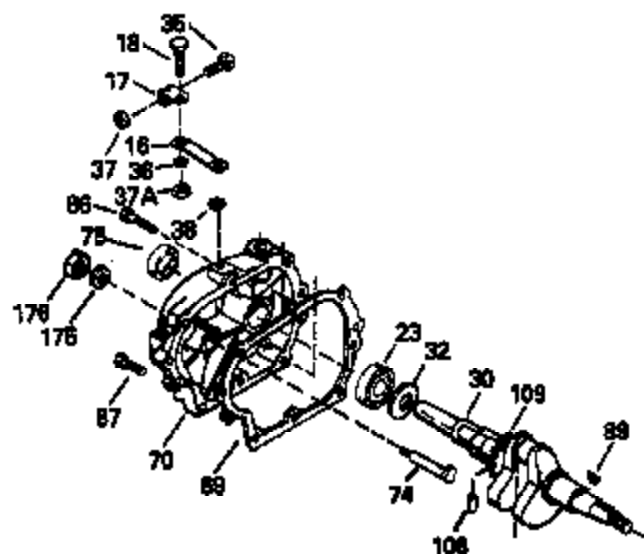
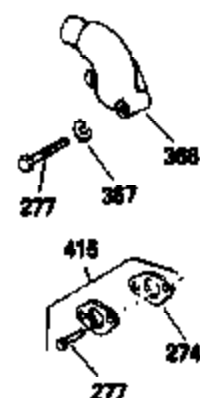
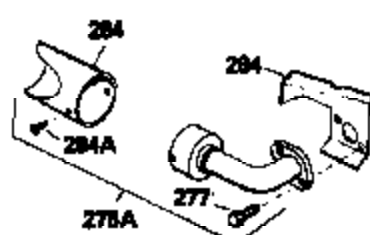
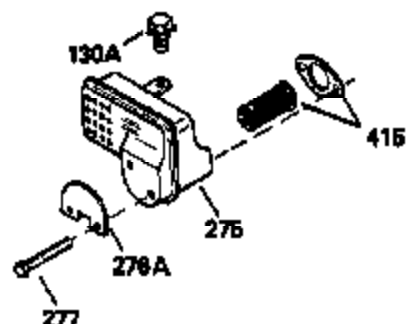
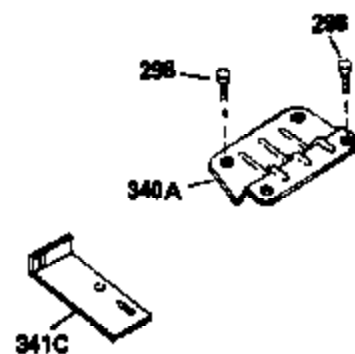
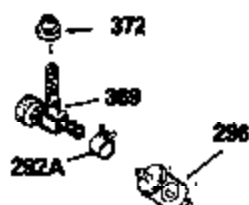
Ref #	Part Number	Qty	Description
400	33279G		Gasket Set (Incl. items marked*)
420	730225		SAE 30, 4-Cycle Engine Oil (Quart)
421	730226		SAE 5W30, 4-Cycle Engine Oil (Quart)

ILLUSTRATION SHOWS TYPICAL PARTS ONLY. ORDER BY PART NUMBER. PARTS NOT LISTED ARE SUPPLIED BY OEM.



Ref #	Part Number	Qty	Description
1	35385		Cylinder (Incl. 2,20,72,72A) (3-1/8" Bore)
2	27652		Pin, Dowel
19	34663		Spring, Speed control
72	27642		Plug, Oil drain
97			Lockwasher, Heavy split, #10 (Buy locally)
110	35187		Ground Wire
127A	26073		Washer, Flat (Use as required)
127A	650570		Washer, Flat (Use as required)
169	27896A		* Gasket, Breather cover
170	28423		Body, Breather
171	28424		Element, Breather
172	28425		Cover, Valve spring
173	34696		Tube, Breather
174	650128		Screw, 10-24 x 1/2"
174	650597		Screw, 10-24 x 5/8"
178	29752		Nut & Lockwasher, 1/4-28
179B	30593		Clip, Primer line (Use as required)
200A	34664		Control Bracket (Incl.19,203,204,206, 209)
207	33878		Link, Governor-to-throttle
222A			Pop Rivet (1/8" dia.) (Can be bought locally)
227A	35044		Air Cl.Elbow (Incl.222A,228A,235A,239 A,242A)
227	730127		Air Cleaner Ass'y. (Incl.238,239,240,241,243,245 & 370) (Use as required)
227	730164		Air Cleaner Ass'y. (Incl. 238, 239, 240, 241, 243 & 245) (Use as required)
228A	650824		Stud, 1/4-20 x 7.33 (Use as required)
228A	650851		Stud, 1/4-20 x 8.1 (Use as required) (Used with drilled thru elbow)
229A	650825		Nut & Lockwasher, 1/4-20
234A	650852		Hex Nut, 1/4-20 (Used w/drilled thru elbow)
235A	30675		Fitting, Breather
238A	650163		Screw, 10-32 x 7/8"
239A	34698A		* Gasket, Air cleaner bracket
241A	35045		Air Cl.Bracket (Used w/drilled thru elbow)
242A	34699		Bracket, Air cleaner
245A	34700		Element, Air cleaner
246A	34703		Filter, Pre-air
250A	35602		Cover, Air cleaner
251	650513		Nut, Wing, 1/2-20
275	34185A		Muffler (Spark Arresting)
275B	391026		Muffler (Incl. 284, 284A & 416A) (This spark arresting muffler can be used on any model.)
276	31588		Plate, Muffler locking
277	650729		Screw, 5/16-18 x 3-3/16"
292	26460		Clamp, Fuel line (Use as required)
305	35554		Tube, Oil fill
306	29673		* Gasket, Oil fill
306	35499		"O" Ring
310A	35941		Dipstick (Incl. 306)
370J	34870		Decal, Instruction Can be used on HM80 with diecast starter.
370B	34387		Decal, Instruction Can be used on HM80 with stamped steel recoil starter.
370B	34704		Decal, Air cleaner
380	632325		Carburetor (Incl. 184) (Refer to Division 5, Section A, page 188 for breakdown or Fiche18A-1, Grid F-5)

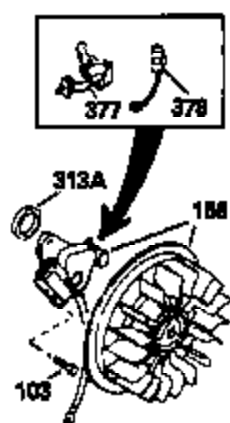
ILLUSTRATION SHOWS TYPICAL PARTS ONLY. ORDER BY PART NUMBER. PARTS NOT LISTED ARE SUPPLIED BY OEM.



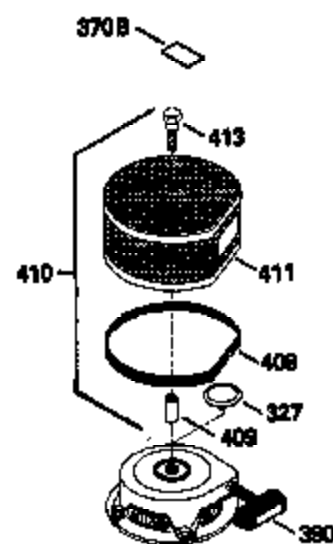
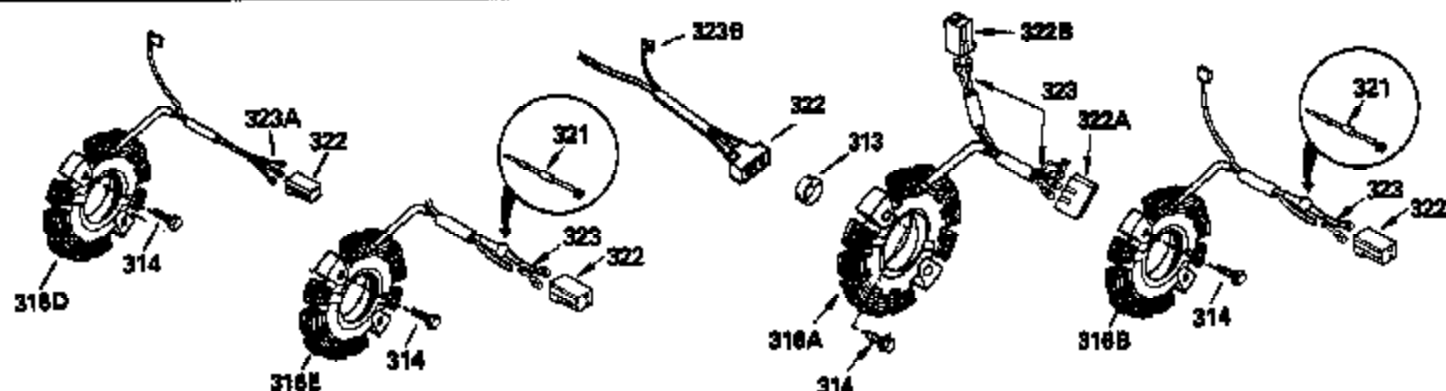
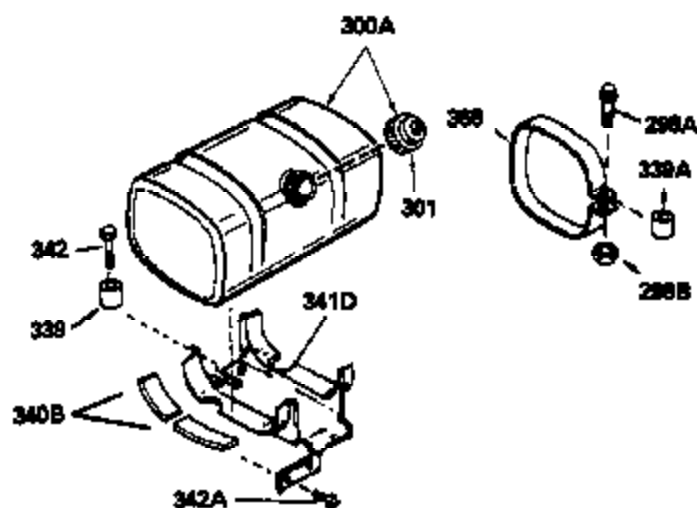
Ref #	Part Number	Qty	Description
16	33454		Governor Lever Assy.
17	29916		Clamp, Governor lever
18	650548		Screw, 8-32 x 5/16"
19	34663		Spring, Speed control
23	33627		Bearing, Ball
30	35420A		Crankshaft
32	33628		Washer, Thrust
35	29826		Screw, 10-32 x 3/4"
36	29918		Lockwasher, # 8 E.T.
37	29216		Nut & Lockwasher, 10-32 "Keps"
37A	30322		Locknut, Hex "Keps", 8-32
38	29642		Ring, Retaining
69	35262		* Gasket, Cylinder cover
70	33626B		Cyl. Cover (Incl.71,74,75,80,175,176, 311,312)
74	31855		Retainer, Bearing
75	33625		Seal, Oil
86	650833		Screw, 1/4-20 x 1-3/16"
87	650832		Screw, 1/4-20 x 1-11/16"
89	32589		Key, Flywheel
97			Lockwasher, Heavy split, #10 (Buy locally)
127A	26073		Washer, Flat (Use as required)
127A	650570		Washer, Flat (Use as required)
130A	6021A		Screw, 5/16-18 x 1-1/2" (Use as required, but do not use with 650691 washer)
131A	650713		Screw, 5/16-18 x 5/8" (Use as required)
131A	792028		Screw, 5/16-18 x 7/8" (Use as required)
131	650802		Screw, 1/4-20 x 5/8" (Use as required)
131	650737		Screw, 1/4-20 x 1/2" (Use as required)
131	650738		Screw, 1/4-20 x 5/8" (Use as required)
175	650778		Lockwasher
176	650580		Nut, Lock, 10-24
179B	30593		Clip, Primer line (Use as required)
200A	34664		Control Bracket (Incl.19,203,204,206, 209)
228A	650824		Stud, 1/4-20 x 7.33 (Use as required)
228A	650851		Stud, 1/4-20 x 8.1 (Use as required) (Used with drilled thru elbow)
229A	650825		Nut & Lockwasher, 1/4-20
234A	650852		Hex Nut, 1/4-20 (Used w/drilled thru elbow)
235A	30675		Fitting, Breather
238A	650163		Screw, 10-32 x 7/8"
274	35865		Gasket, Exhaust (Use as required)
275B	391026		Muffler (Incl. 284, 284A & 416A) (This spark arresting muffler can be used on any model.)
275	34185A		Muffler (Spark Arresting)
277	650729		Screw, 5/16-18 x 3-3/16"
298	650665		Screw, 1/4-15 x 7/8"
301	410144B		Fuel Cap (White Plastic)(Std)(1-1/2" I.D.)
301	33032		Fuel Cap (Red Plastic) (Spurt Resistant, Low Profile) (1-3/16" I.D.)
301	34210		Fuel Cap (Red Plastic) (Spurt Resistant, High Profile) (1-3/16" I.D.)
301	35355		Fuel Cap (Red plastic) (1-1/2" I.D.)
339	35038		Spacer, Tank
369	35857		Valve, Fuel shut-off
370J	34870		Decal, Instruction Can be used on HM80 with diecast starter.

Ref #	Part Number	Qty	Description
415	730130		Exh.Adapter Kit (Incl.274,277)(Use as req.)

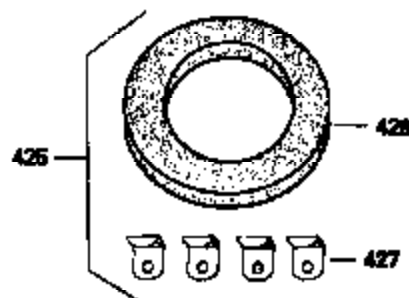
ILLUSTRATION SHOWS TYPICAL PARTS ONLY. ORDER BY PART NUMBER. PARTS NOT LISTED ARE SUPPLIED BY OEM.



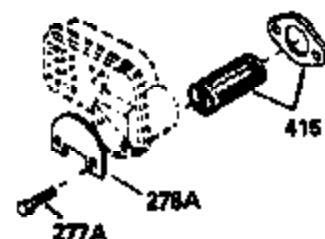
STD. POINT



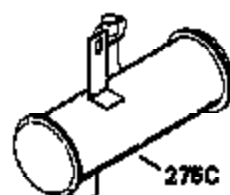
OPTIONAL
DEBRIS SCREEN KIT



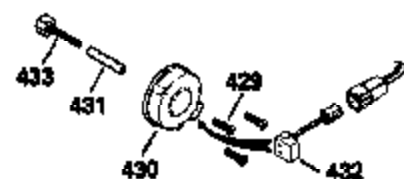
OPTIONAL
STARTER MUFF KIT



OPTIONAL
SPARK ARRESTOR KIT



OPTIONAL
QUIET MUFFLER



OPTIONAL
ADD-ON ALTERNATOR
AC LIGHTING OR DC CHARGING

Ref #	Part Number	Qty	Description
19	34663		Spring, Speed control
97			Lockwasher, Heavy split, #10 (Buy locally)
103	650814		Screw, Torx T-15, 10-24 x 1"
127A	26073		Washer, Flat (Use as required)
127A	650570		Washer, Flat (Use as required)
179B	30593		Clip, Primer line (Use as required)
200A	34664		Control Bracket (Incl.19,203,204,206, 209)
228A	650824		Stud, 1/4-20 x 7.33 (Use as required)
228A	650851		Stud, 1/4-20 x 8.1 (Use as required) (Used with drilled thru elbow)
229A	650825		Nut & Lockwasher, 1/4-20
234A	650852		Hex Nut, 1/4-20 (Used w/drilled thru elbow)
235A	30675		Fitting, Breather
238A	650163		Screw, 10-32 x 7/8"
275B	391026		Muffler (Incl. 284, 284A & 416A) (This spark arresting muffler can be used on any model.)
275C	35824		Muffler (Optional quiet muffler)
277A	650696		Screw, 5/16-18x2-3/4" (Used with 276A)
301	410144B		Fuel Cap (White Plastic)(Std)(1-1/2" I.D.)
301	33032		Fuel Cap (Red Plastic) (Spurt Resistant, Low Profile) (1-3/16" I.D.)
301	34210		Fuel Cap (Red Plastic) (Spurt Resistant, High Profile) (1-3/16" I.D.)
301	35355		Fuel Cap (Red plastic) (1-1/2" I.D.)
327	35392		Plug, Starter
339	35038		Spacer, Tank
342	650561		Screw, 1/4-20 x 5/8"
370J	34870		Decal, Instruction Can be used on HM80 with diecast starter.
370B	34387		Decal, Instruction Can be used on HM80 with stamped steel recoil starter.
370B	34704		Decal, Air cleaner
408	35570		Screen Seal (Can be used on HM80 with stamped steel recoil starter)
409	35569		Spacer (Can be used on HM80 with stamped steel recoil starter)
410	730573		Debris Screen Kit (Incl. 360, 370B, 387, 411 & 413) (Can be used on HM80 with stamped steel recoil starter)
411	35568		Debris Screen (Can be used on HM80 with stamped steel recoil starter)
413	650907		Screw, 5/16-18 x 1-5/8" (Can be used on HM80 with stamped steel recoil starter)
415	730130		Exh.Adapter Kit (Incl.274,277)(Use as req.)
425	730572		Starter Muff Kit (Incl. 370J, 426 & 4 27) (Can be used on HM80 with die cast starter)
429	650868		Screw, 8-18 x 1-1/8" (3 Required) (Use as required) (Refer to Mechanics Handbook for installation instructions).
430	611077		Alternator, Add on (Use as required) (Refer to Mechanics Handbook for installation instructions).
431	590609		Centering tube (Use with engines equipped with die cast aluminum starter)(Use as required) (Refer to Mechanics Handbook for installation instructions)

Ref #	Part Number	Qty	Description
431	590610		Centering tube (Use as required) (Refer to Mechanics Handbook for installation instructions).
432	611078		A.C. Lighting Connector (Use as required) (Refer to Mechanics Handbook for installation instructions).
432	611079		D.C. Charging Connector (Use as required) (Refer to Mechanics Handbook for installation instructions).
433	590611		Alternator Shaft (4.00") (Use with engines equipped with cast aluminum starter)(Use as required) (Refer to Mechanics Handbook for installation instructions).
433	590636		Alternator Shaft (Use with engines equipped with stamped steel starter)(Use as required) (Refer to Mechanics Handbook for installation instructions).