

ILLUSTRATION SHOWS TYPICAL PARTS ONLY. ORDER BY PART NUMBER. PARTS NOT LISTED ARE SUPPLIED BY OEM.

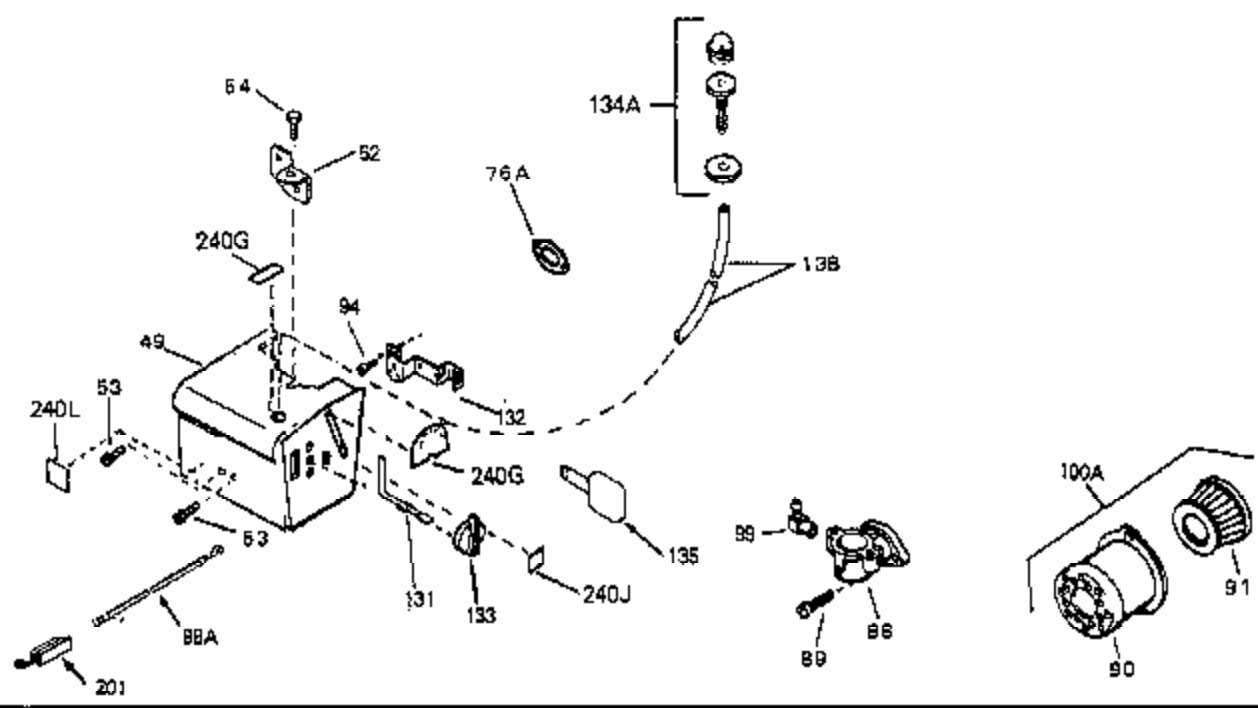


Ref #	Part Number	Qty	Description
1	33674B		Cylinder (Incl. 2, 3 & 4) (2-13/16" B ore)
2	26727		Pin, Dowel
3	27642		Oil Drain Plug
3	28582		Oil Drain Plug
4	32600		Seal, Oil
5	32644A		Intake Valve (Std.) (Incl. 9)
5	32645A		Intake Valve (1/32" OS) (Incl. 9)
6	29313C		Exhaust Valve (Std.) (Incl. 9)
6	29315C		Exhaust Valve (1/32" OS) (Incl. 9)
8	31672		Spring, Valve
9	31673		Cap, Lower valve spring
10	610961		Key Flywheel
11	34740		Crankshaft
12	32323		Washer, Thrust
13	33876		Gasket, Stator
14	34535		Piston, Pin & Ring Set (Std.) (2-13/1 6" Bore)
14	34536		Piston, Pin & Ring Set (.010" OS)
14	34537		Piston, Pin & Ring Set (.020" OS)
14A	33562B		Piston & Pin Ass'y.(Std.)(Incl.16)(2- 13/16")
14A	33563B		Piston & Pin Ass'y. (.010" OS) (Incl. 16)
14A	33564B		Piston & Pin Ass'y. (.020" OS) (Incl. 16)
15	33567		Ring Set (Std.) (2-13/16" Bore)
15	33568		Ring Set (.010" OS)
15	33569		Ring Set (.020" OS)
16	20381		Ring, Piston pin retaining
17	32875		Rod Assy., Connecting (Incl. 18 & 20)
18	32610A		Bolt, Connecting Rod
20	32654		Dipper, Oil
21	27241		Lifter, Valve
22	34688		Camshaft (Extended)
23	34678		Cover, Cylinder (Incl. 24, 24A & 106)
24	27897		Seal, Oil
24A	30318		Seal, Oil
25	34676		Dipstick (Incl. 27)
26	33893A		Tube Oil filler
27	33590		"O" Ring
28	27677A		* Gasket, Cylinder cover
29	650451		Screw, 1/4-20 x 1" (Use as required)
29	650488		Screw, 1/4-20 x 1-1/4" (Use as requir ed)
32	33554A		Gasket, Cylinder head
33	33016A		Head, Cylinder( Incl. 35)
34	26073		Washer (Not used on late production)
34	650691		Washer (Use as required)
35	650694A		Screw, 5/16-18 x 2" (Use as required)
35	650818		Screw, 5/16-18 x 1-1/2" (Use as requi red)
35	650865		Screw, 5/16-18 x 2" (Use as required)
36	6021A		Screw, 5/16-18 x 1-1/2" (As req;not w /650691)
37	33636		Resistor Spark Plug (RJ-8C)
38	31619A		* Gasket, Breather
39A	31337A		Breather Ass'y. (Incl. 38 & 40)
40	31410		Element, Breather
45	650128		Screw, 10-24 x 1/2"
46	33673A		* Gasket, Intake (1/32" thick)
47	33691		Pipe, Intake
48	650664		Screw, 1/4-20 x 1-19/32"
59	32698		Link, Governor-to-throttle
60	31510		Lever, Governor
63A	31334		Rod, Governor (Incl. 67)

Ref #	Part Number	Qty	Description
64	33342		Baffle, Blower housing
65	650561		Screw, 1/4-20 x 5/8"
66	29752		Nut & Lockwasher Assy., 1/4-28 (As re quired)
66			Pop Rivet (Purchase locally)(Use as r equired)
67	28277		Washer, Flat
68	650168		Washer, Flat
69	29212		Screw, 1/4-28 x 7/16"
70	34813A		Blower Housing (For electric starter) NOTE: In original production some starters are riveted to the blower housing. Replacement housing has threaded studs. Order four nuts (29752) for remounting of starter.
77	34212		Bracket, Holddown
78	30200		Screw, 10-24 x 9/16"
81	29752		Nut & Lockwasher Assy., 1/4-28
82	33341		Extension, Baffle
83	650701		Screw, 8-18 x 7/16"
84	6201		Screw, 1/4-28 x 7/8"
85	650870		Screw, 1/4-28 x 1-11/16"
86	28212		Spacer
87	26756		* Gasket, Carburetor
94	28820		Screw, 10-32 x 1/2"
98	34241		Ground Wire
100	730127		Air Cleaner Ass'y. (Incl.76,76A,90A,91A,92,93,94, & 221A)(Use as required)
105	30590A		Washer, Flat
106	30574		Shaft, Mechanical governor
107	30591		Gear Assy.,Governor (Incl. 105)
108	30588A		Spool Governor
109	29193		Ring, Retaining
111	28371B		Fuel Tank Bracket
113	650561		Screw, 1/4-20 x 5/8"
113	650805		Screw, 1/4-20 x 11/16"
113A	650675		Washer, Flat
114	34711		Fuel Tank (Incl. 115 & 123)
115	410144B		Fuel Cap (Std.)(Wh.Plastic)(1-1/2" I. D.)
115	33032		Fuel Cap (Red Plastic)(1-3/16" I.D.) (Spurt resistant, Low profile)
115	34210		Fuel Cap (Red Plastic)(1-3/16" I.D.) (Spurt resistant, High profile)
116	650665		Screw, 1/4-15 x 7/8"
118	30795		Line, Fuel (Braided 16")
118	30962		Line, Fuel (Braided 32")
118	29774		Line, Fuel (Braided 8.25")
119	28819		Spring, Fuel line (Use as required)
121	29745		Extension, Blower housing
122	650128		Screw, 10-24 x 1/2"
123	26460		Clamp, Fuel line (Use as required)
129	650489		Screw, 1/4-20 x 5/8"
130	610118		Cover, Spark plug
134	34814		Primer Assy.
138	32180C		Line, Primer
139	33670A		* Gasket, Muffler
140B	30063		Screw, 1/4-20 x 1/2"
140C	650628A		5/16-18 x 2-3/8"
140D	26073		Washer, flat
140	650327		Screw, 1/4-20 x 2-1/2"

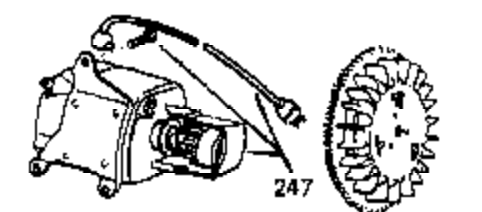
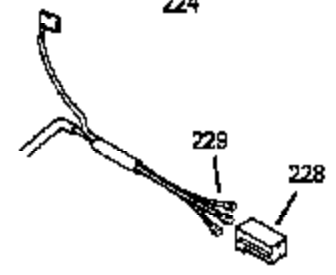
Ref #	Part Number	Qty	Description
140	30063		Screw, 1/4-20 x 1/2" (Use as required )
140A	8345		Flatwasher, 1/4"
141	33671A		Muffler (Side Discharge)
180	34126		Bracket, Grommet mounting
182	28545		Grommet, Plastic
183	650760		Screw, 8-32 x 3/8"
196A	31335		Clamp, Governor lever
197	650548		Screw, 8-32 x 5/16"
201	610973		Terminal Assy. (Use as required)
203	33858A		Control Bracket(Incl.201,204,205,206, 207)
204	650139		Screw, 8-32 x 1/2" (Use as required)
204	650152		Screw, 8-32 x 3/8" (Use as required)
204	30200		Screw, 10-24 9/16" (Use as required)
205	30322		Nut & Lockwasher (Use as required)
206	650688		Screw, 10-32 x 1" (Used on early prod uction)
206	650549		Screw, 5-40 x 7/16" (Used on late pro duction)
207	32924		Compression Spring (Used on early pro duction)
207	31342		Compression Spring (Used on late prod uction)
211	31426		Spring, Extension
212	32410		Knob, Speed control
213	650815		Washer, Belleville
214	650816		Nut, Flywheel
215	32576		Seal, Snow guard
216	31680		Guard, Starter
217	33668		Screen, Starter
218	34694		Cup, Starter
221	34080		Spacer, Flywheel key
222	650872		Stud, Solid State Assy.
240	34346		Decal. Instruction
240A	34170		Decal, Instruction
240E	35344		Decal, Control
243	631021		Inlet Needle, Seat & Clip Assy.
244	632107		Carburetor (Incl. 87) (Refer to Division 5, Section A, page 168 for breakdown)
245	611025		Magneto NOTE: The complete magneto is not available as an assembly. The magneto number is shown for reference purposes only. Order component partsindividually, as shown in partslist. (Refer to Division 5, Section B, page 39 for breakdown)
246	590473		Rewind Starter (Refer to Division 5, Section C, page 29 for breakdown)
249	33683B		* Gasket Set (Incl. items marked *)

ILLUSTRATION SHOWS TYPICAL PARTS ONLY, ORDER BY PART NUMBER. PARTS NOT LISTED ARE SUPPLIED BY OEM.



Ref #	Part Number	Qty	Description
13	33876		Gasket, Stator
49	34134		Cover, Carburetor
52	33333		Bracket, Carburetor cover
53	650257		Screw, 8-32 x 5/16"
54	650732		Screw, 10-24 x 3/8"
94	28820		Screw, 10-32 x 1/2"
98A	35285		Ground Wire
100A	730164		Air Cleaner Ass'y. (Incl. 76, 90, 91, 92, 93, 94, & 221B) (Use as required)
111	28371B		Fuel Tank Bracket
112B	34182		Fuel Tank Bracket
113A	650675		Washer, Flat
131	34582		Rod, Choke
132	34583		Bracket, Choke
133	35438		Knob, Choke
138	32180C		Line, Primer
139	33670A		* Gasket, Muffler
140	650327		Screw, 1/4-20 x 2-1/2"
140	30063		Screw, 1/4-20 x 1/2" (Use as required )
141D	391026		Muffler (Incl. 143, 144 & 145) (This spark arrester muffler can be used on any model.)
157	730165		Muff. Adapter Kit (Incl. 139, 140) (As required)
201	610973		Terminal Assy. (Use as required)
240G	34144		Decal, Primer
240G	34589		Decal, "Choke "
240J	34414		Decal, Warning
245	611025		Magneto NOTE: The complete magneto is not available as an assembly. The magneto number is shown for reference purposes only. Order component parts individually, as shown in partslist. (Refer to Division 5, Section B, page 39 for breakdown)

ILLUSTRATION SHOWS TYPICAL PARTS ONLY. ORDER BY PART NUMBER. PARTS NOT LISTED ARE SUPPLIED BY OEM.



OPTIONAL 110-120  
 VOLT STARTER  
 MOTOR KIT  
 (SEE NOTE 2 AT END OF THE SECTION)

Ref #	Part Number	Qty	Description
	13 33876		Gasket, Stator
	34 26073		Washer (Not used on late production)
	34 650691		Washer (Use as required)
	38 31619A		* Gasket, Breather
	40 31410		Element, Breather
	45 650128		Screw, 10-24 x 1/2"
	197 650548		Screw, 8-32 x 5/16"
	219 34788		Pulley, Starter rope
	225 35189		Spacer, Coil Assy.
	241 30547A		Contact Assy., Breaker
	242 30548B		Condenser
	245 611025		Magneto NOTE: The complete magneto is not available as an assembly. The magneto number is shown for reference purposes only. Order component parts individually, as shown in partslist. (Refer to Division 5, Section B, page 39 for breakdown)
	247 33290D		Starter Motor Kit (110-120 Volt) This 110-120 volt starter motor kit may have been added to this engine. It can be added only if cylinder has drilled and tapped starter mounting bosses and a ring gear flywheel. Refer to service number stamped on end cap of motor, or on decal, for identification. Ref