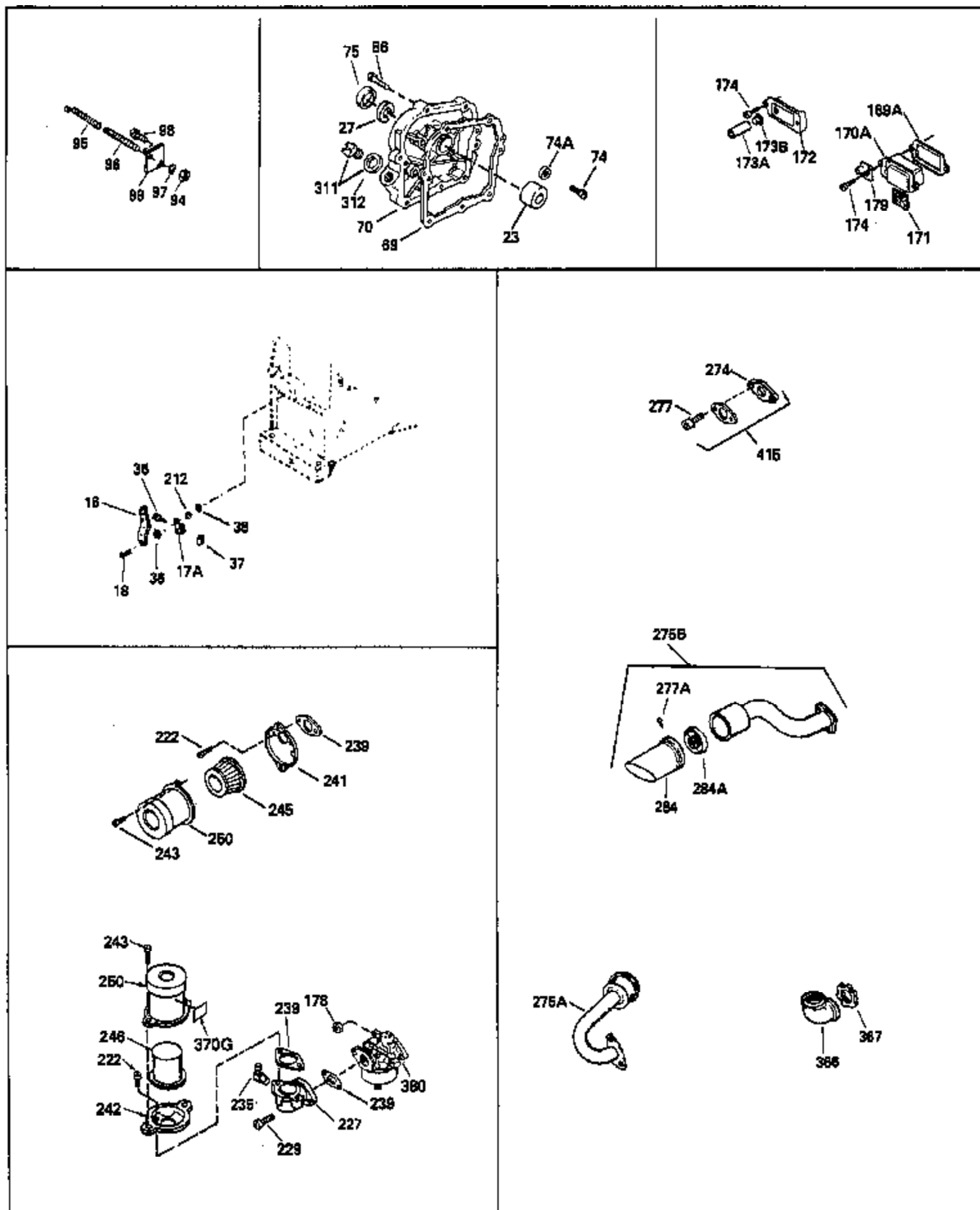


Ref #	Part Number	Qty	Description
1	33674B		Cylinder (Incl. 2, 20, 72 & 72A)
2	26727		Pin, Dowel
14	28277		Washer, Flat
15	31334		Rod, Governor
16	31510		Lever, Governor
17	31335		Clamp, Governor lever
18	650548		Screw, 8-32 x 5/16"
19	31426		Spring, Extension
20	32600		Seal, Oil
25	33342		Baffle, Blower housing
25A	650139		Screw, 8-32 x 1/2" (Use as required)
25B	30322		Locknut, 8-32 (Use as required)
26	650561		Screw, 1/4-20 x 5/8"
30	34740		Crankshaft
32	32323		Washer, Thrust NOTE: This thrust washer maynot be required if a new crankshafthas been installed. Check the proper Mechanic's Handbook for acceptable end play. Use this .010" thrust washer if excess end play is measured.
40	34535		Piston, Pin & Ring Set (Std.)
40	34536		Piston, Pin & Ring Set (.010" OS)
40	34537		Piston, Pin & Ring Set (.020" OS)
41	33562B		Piston & Pin Ass'y. (Std.) (Incl. 43)
41	33563B		Piston & Pin Ass'y. (.010" OS) (Incl. 43)
41	33564B		Piston & Pin Ass'y. (.020" OS) (Incl. 43)
42	33567		Ring Set (Std.) (2-13/16" Bore)
42	33568		Ring Set (.010" OS)
42	33569		Ring Set (.020" OS)
43	20381		Ring, Piston pin retaining
45	32875		Rod Assy., Connecting (Incl. 46 & 49)
46	32610A		Bolt, Connecting rod
48	27241		Lifter, Valve
49	32654		Dipper, Oil
50	33158		Camshaft
60	29745		Extension, Blower housing
61	34126		Bracket, Grommet mounting
62	650760		Screw, 8-32 x 3/8"
63	28545		Grommet, Plastic
64A	8345		Washer, Flat
64	30063		Screw, 1/4-20 x 1/2"
65	650128		Screw, 10-24 x 1/2"
69	27677A		* Gasket, Cylinder cover
70	34674A		Cover, Cylinder (Incl. 75, 80 & 311)
72	27642		Plug, Pipe, 1/4-18
75	27897		Seal, Oil
80	30574		Shaft, Mechanical governor
81	30590A		Washer, Flat
82	30591		Gear, Governor
83	30588A		Spool, Governor
84	29193		Ring, Retaining
86	650488		Screw, 1/4-20 x 1-1/4"
89	610961		Key, Flywheel
90	611081		Flywheel (w/ring gear)
92	650815		Washer, Belleville
93	650863		Nut, Flywheel
100	34443A		Solid State Assy.
101	610118		Cover, Spark plug
102	650872		Stud, Solid state mounting

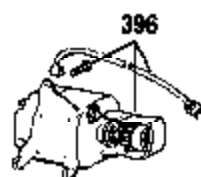
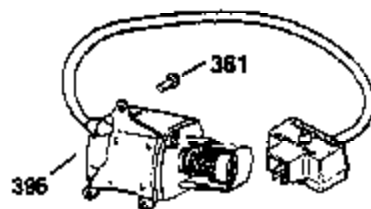
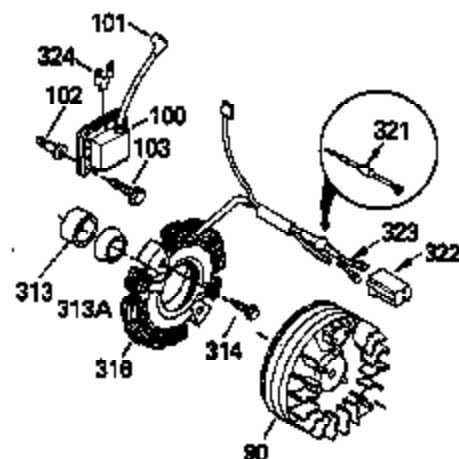
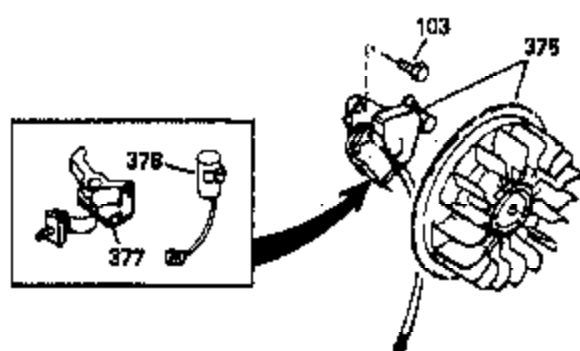
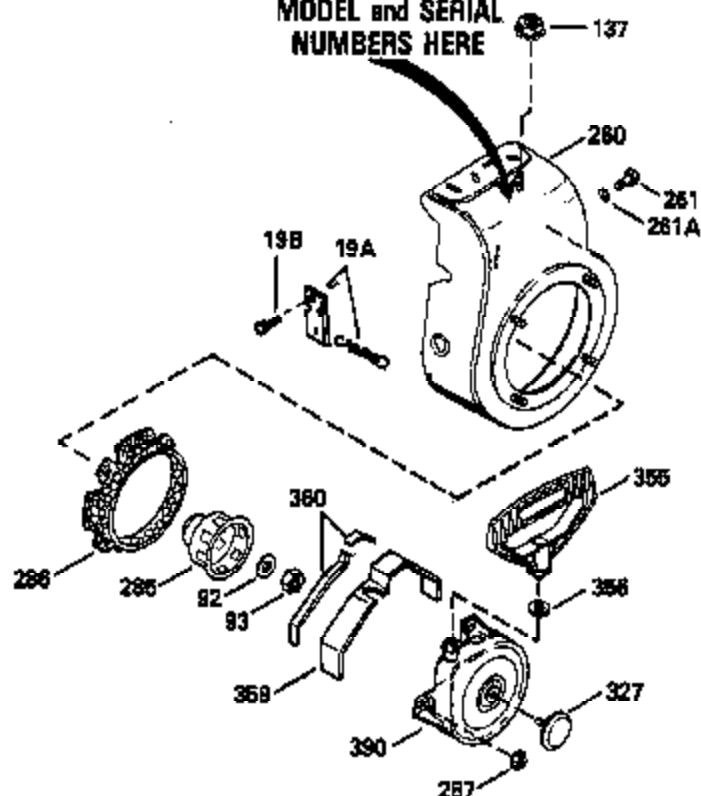
Ref #	Part Number	Qty	Description
103	650814		Screw, Torx T-15, 10-24 x 1"
110	35557		Wire, Ground
119	33554A		* Gasket, Cylinder head
120	33016A		Head, Cylinder (Incl. 131)
125	29313C		Exhaust Valve (Std.) (Incl. 151)
125	29315C		Exhaust Valve (1/32" OS) (Incl. 151)
126	32644A		Intake Valve (Std.) (Incl. 151)
126	32645A		Intake Valve (1/32" OS) (Incl. 151)
127	650691		Washer, Flat
129	650818		Screw, 5/16-18 x 1-1/2"
130	6021A		Screw, 5/16-18 x 1-1/2"
131	650694A		Screw, 5/16-18 x 2"
135	33636		Resistor Spark Plug (RJ-8C)
150	31672		Spring, Valve
151	31673		Cap, Valve spring
169	27234A		* Gasket, Breather
170	27666		Body, Breather & Valve assy.
171	31410		Element, Breather
172	34146		Cover, Breather
173	35350		Tube, Breather
174	650128		Screw, 10-24 x 1/2"
178	29752		Nut & Lockwasher Assy., 1/4-28
182A	650870		Screw, 1/4-28 x 1-11/16"
182	6201		Screw, 1/4-28 x 7/8"
183	34583		Bracket, Choke
184	26756		* Gasket, Carburetor
185	33691		Pipe, Intake
186	32698		Link, Governor to throttle
200	33858A		Control Bracket (Incl. 25A, 25B, 204 & 206) NOTE: In original production the speed control assembly may be riveted to the blower housing baffle. Replacement speed control includes screws (650139) and nuts (30322) for mounting. Replacement baffle (33342) has threaded holes. Pop rivets may be used, wh
203	31342		Spring, Compression
204	650549		Screw, 5-40 x 7/16"
206	610973		Terminal Assy.
210	27793		Clip, Conduit
215	35440		Knob, Speed control
219	34582		Rod, Choke
220	35438		Knob, Choke control
222	28820		Screw, 10-32 x 1/2"
223	650664		Screw, 1/4-20 x 1-19/32"
224	33673A		* Gasket, Intake pipe
260A	35656		Housing, Blower
261	29212		Screw, 1/4-28 x 7/16"
267	34212		Bracket, Hold down
268	30200		Screw, 10-24 x 9/16"
272	650735		Screw, 10-24 x 3/8"
273	33333		Bracket, Carburetor cover
274	33670A		* Gasket, Exhaust
275	33671A		Muffler
277	650327		Screw, 1/4-20 x 2-1/2"
285	34694		Cup, Starter
287A	650884		Screw, 8-32 x 1/2"
290	29774		Fuel Line (8.25") (21cm)
291	30705		Fuel Line (16") (40cm)

Ref #	Part Number	Qty	Description
292	26460		Clamp, Fuel line
295	35857		Valve, Fuel Shut-off
298	650665		Screw, 1/4-15 x 7/8"
300	35584		Fuel Tank (Incl. 292 & 301)
301	35355		Fuel Cap
305	35554		Tube, Oil fill
307	35499		"O" Ring
308	35539		Clip, Fill tube
310	35556		Dipstick, Oil
313	34080		Spacer, Flywheel key
327	35392		Plug, Starter
328	35062		Key, Ignition
335	35072		Cover, Carburetor
338	650257		Screw, 8-32 x 5/16"
340	28371B		Fuel Tank Bracket
341	34182		Fuel Tank Bracket
342A	650675		Washer, Flat
342	650805		Screw, 1/4-20 x 11/16"
345	33344		Baffle, Heat
350	570682		Primer Assy.
351	32180C		Line, Primer
352	33341		Extension, Baffle
353	650884		Screw, 8-32 x 1/2"
355	590574		Handle, Mitten grip
356	650168		Washer, Flat
370D	34414		Decal, Warning
370A	550223		Decal, Name
370B	34144		Decal, Primer
370	34346		Decal, Instruction
370C	35282		Decal, Instruction
379	631021		Inlet Needle, Seat & Clip Assy.
380	632107		Carburetor (Incl. 184) (Refer to Division 5, Section A, page 168 for breakdown)
390A	590646		Rewind Starter (Refer to Division 5, Section C, page 34 for breakdown)
400	33683B		* Gasket Set (Incl. items marked *)
420	730225		SAE 30, 4-Cycle Engine Oil (Quart)
421	730226		SAE 5W30, 4-Cycle Engine Oil (Quart)

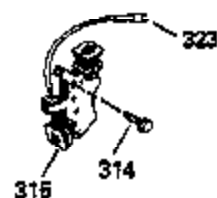


Ref #	Part Number	Qty	Description
16	31510		Lever, Governor
18	650548		Screw, 8-32 x 5/16"
70	34674A		Cover, Cylinder (Incl. 75, 80 & 311)
75	27897		Seal, Oil
86	650488		Screw, 1/4-20 x 1-1/4"
89	610961		Key, Flywheel
171	31410		Element, Breather
172	34146		Cover, Breather
174	650128		Screw, 10-24 x 1/2"
178	29752		Nut & Lockwasher Assy., 1/4-28
222	28820		Screw, 10-32 x 1/2"
274	33670A		* Gasket, Exhaust
277	650327		Screw, 1/4-20 x 2-1/2"
380	632107		Carburetor (Incl. 184) (Refer to Division 5, Section A, page 168 for breakdown)
415	730165		Muffler Adapter Kit (Incl.64 & 274) (As req.)

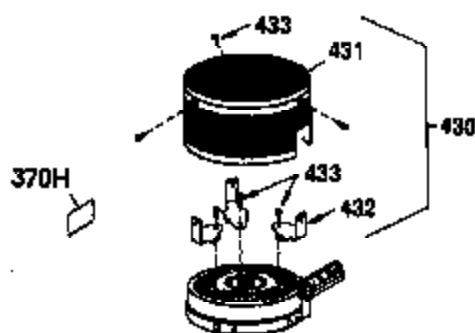
MODEL and SERIAL
NUMBERS HERE



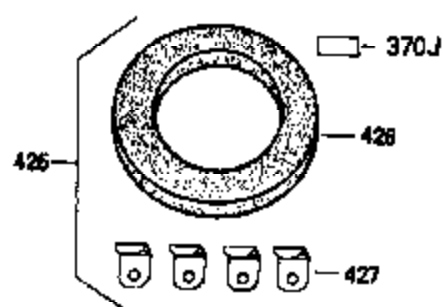
OPTIONAL 110-120
VOLT STARTER
MOTOR KIT



OPTIONAL
DEBRIS SCREEN KIT



OPTIONAL
STARTER MUFF KIT



Ref #	Part Number	Qty	Description
90	611081		Flywheel (w/ring gear)
92	650815		Washer, Belleville
93	650863		Nut, Flywheel
100	34443A		Solid State Assy.
101	610118		Cover, Spark plug
102	650872		Stud, Solid state mounting
103	650814		Screw, Torx T-15, 10-24 x 1"
261	29212		Screw, 1/4-28 x 7/16"
261A	650168		Washer, Flat (Used on early production)
285	34694		Cup, Starter
313	34080		Spacer, Flywheel key
327	35392		Plug, Starter
355	590574		Handle, Mitten grip
356	650168		Washer, Flat
370J	34870		Decal, Instruction (Optional)
370H	34387		Decal, Instruction (Optional)
396	33290D		Electric Starter Motor Kit (120 Volt) This 110-120 volt starter motor kit may have been added to this engine. It can be added only if cylinder has drilled and tapped starter mounting bosses and a ring gear flywheel. Refer to service number stamped on end cap of motor, or on decal, for identification
425	730571		Starter Muff kit (Incl. 370J, 426 & 4 27) Can be used with stamped steel starter
426	32203		Starter Air Cleaner Can be used with stamped steel starter
427	32204		Bracket, Starter air cleaner Can be used with stamped steel starter
430	730574		Debris Screen Kit (Incl. 370H, 431, 432, 433) Can be used with E-Z pull starter
431	35596		Screen, Debris Can be used with E-Z pull starter
432	35597		Bracket, Debris screen Can be used with E-Z pull starter
433	650910		Screw, 8-32 x 1/4" Can be used with E-Z pull starter