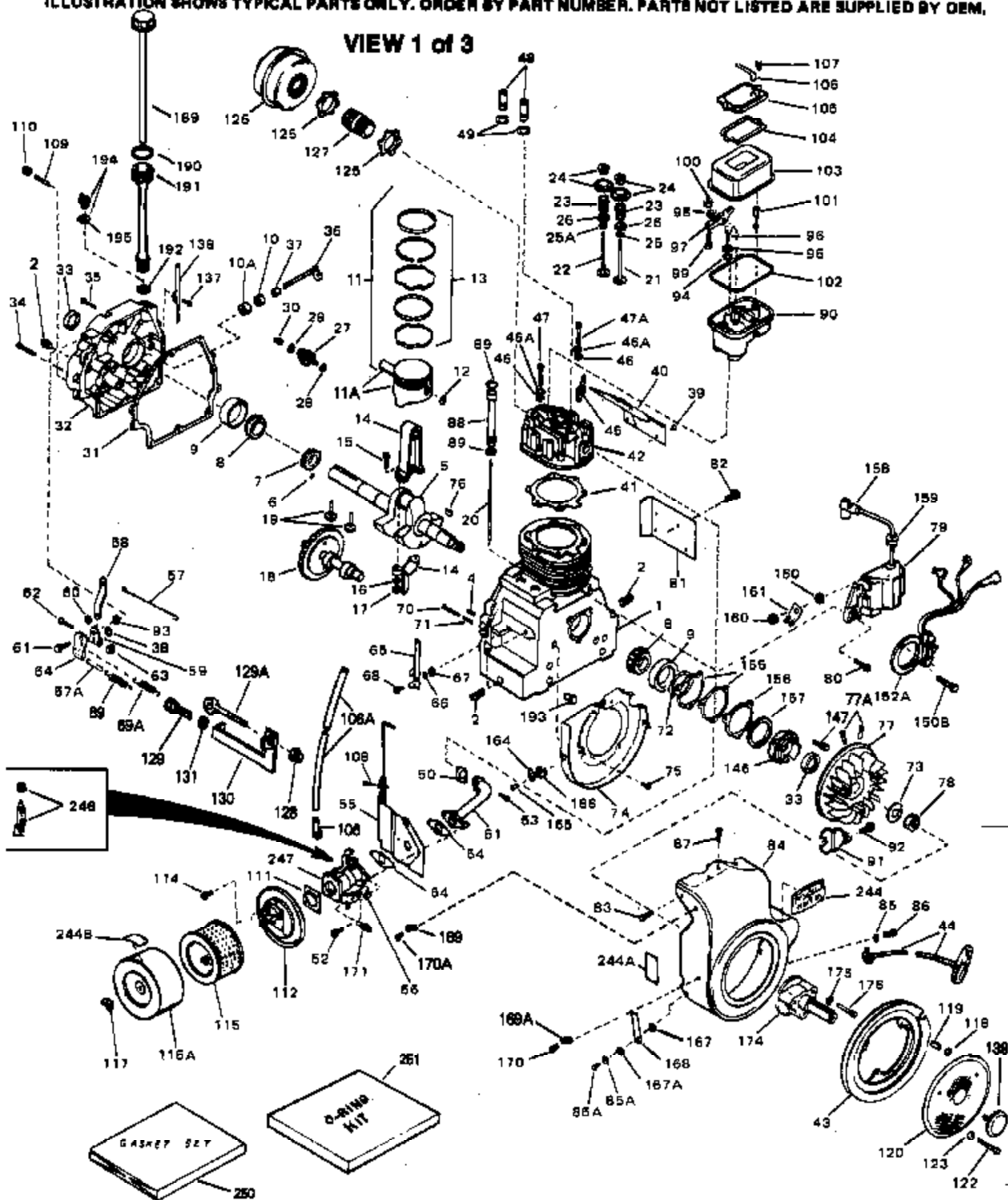


ILLUSTRATION SHOWS TYPICAL PARTS ONLY. ORDER BY PART NUMBER. PARTS NOT LISTED ARE SUPPLIED BY OEM.

VIEW 1 of 3



Ref #	Part Number	Qty	Description
1	34648A		Cylinder (Incl. 2, 4 & 33) (3-5/8" Bore)
2	31927		Pipe Plug, 3/8-18 sq. head (Use as required)
2	28483		Pipe Plug (3/8-18 hex countersunk) (As req.)
2			Pipe Plug (3/4-14 sq.hd.)(As req.)(Buy local)
2	9556		Pipe Plug (1/8-27 sq. hd.) (Use as required)
2	28534		Pipe Plug(1/8-27 hex c/sunk headless) (As req)
4	27652		Pin, Dowel
5	34402A		Crankshaft (Incl. 6 thru 9) NOTE: When using this crankshaft to repair older units equipped with straight cut cam and governor gears, it will be necessary to order 34751 helical governor gear assembly and 34752 helical camshaft in order to complete the repair.
6	29783		Pin, Crankshaft gear
7	34692		Gear Crankshaft (Helical)
8	31932		Bearing, Tapered roller
9	31928		Cup, Bearing
10A	34223		Bearing & Seal Assy., Needle
10	34222		Bearing, Needle
11	34624		Piston, Pin & Ring Set (Std.) (3-5/8" Bore)
11	34625		Piston, Pin & Ring Set (.010" OS)
11	34626		Piston, Pin & Ring Set (.020" OS)
11A	34629		Piston & Pin Ass'y. (Std.)(3-5/8")(Incl. 12)
11A	34630		Piston & Pin Ass'y. (.010" OS) (Incl. 12)
11A	34631		Piston & Pin Ass'y. (.020" OS) (Incl. 12)
12	34634		Ring, Piston pin retaining
13	34635		Ring Set (Std.) (3-5/8" Bore)
13	34636		Ring Set (.010" OS)
13	34637		Ring Set (.020" OS)
14	34640		Connecting Rod Assy. (Incl. 15, 16 & 17)
14	35243		Connecting Rod Assy. (.010" US)(Incl. 15, 16, 17)
14	35244		Connecting Rod Assy. (.020" US)(Incl. 15, 16, 17)
15	32077		Bolt, Connecting rod
16	26073		Washer, Connecting rod
17	28264		Nut Assy.
18	34752		Camshaft (MCR) (Helical)
19	33472		Lifter, Valve
20	33471		Rod, Push
21	34643		Intake Valve (Std.)
21	34644		Intake Valve (1/32" OS)
22	33506		Exhaust Valve (Std.)
22	33646		Exhaust Valve (1/32" OS)
23	33507		Spring, Valve
24	33508		Retainer & Cap Set, Keeper valve
25	33509		* "O" Ring (Intake only) (Also Incl. in 251)
25A	34410		* "O" Ring (Exhaust only) (Also Incl. in 251)
26	33510		Cap, Valve
27	34751		Governor Gear Ass'y. (Helical)
28	650745		Washer, Flat
29	35479		Washer, Flat (Use with 35322 spool)
30	35322		Spool, Governor
31	31956B		* Gasket, Cylinder cover
32	34221		Cylinder Cover Ass'y. (Incl. 10, 10A, 33, 36, 37, 38, 93, 194 & 195)
33	31950		* Seal, Oil
34	650451		Screw, 1/4-20 x 1"
35	650588		Screw, 1/4-20 x 2"
36	32425		Rod Assy., Governor

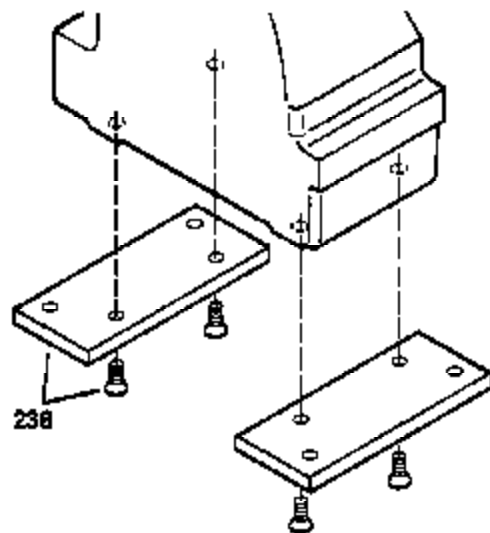
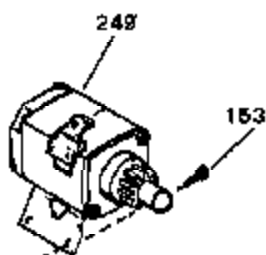
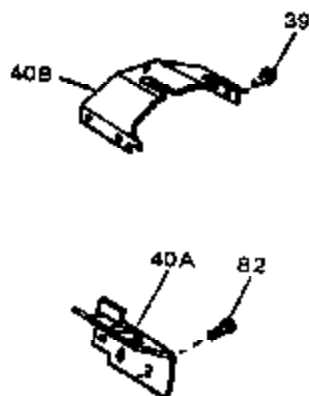
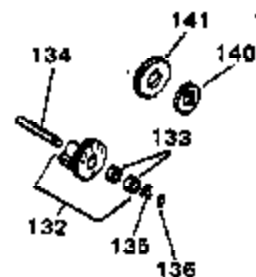
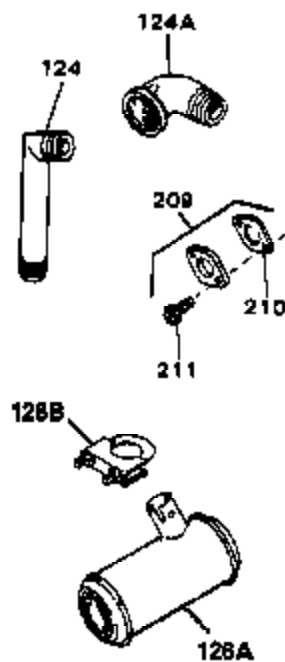
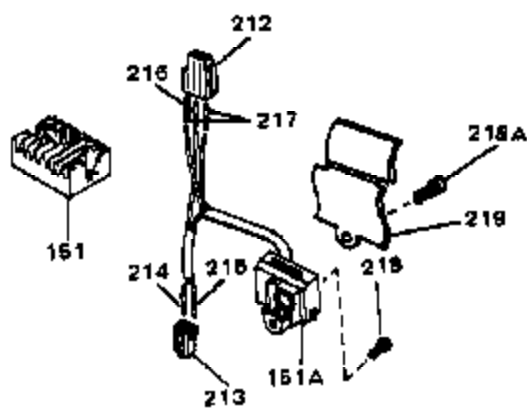
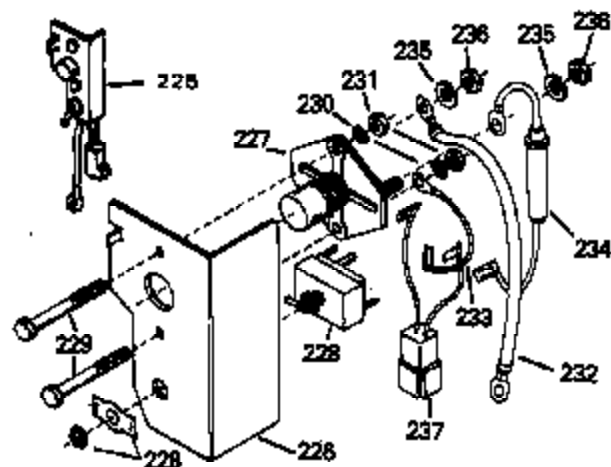
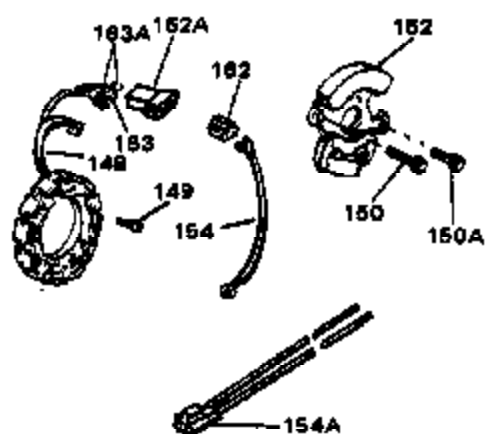
Ref #	Part Number	Qty	Description
37	32426		Spacer, Governor rod
38	29193		Ring, Retaining
39	650736		Screw, 10-16 x 3/8"
40	33495		Cover, Cylinder head
41	34641A		* Gasket, Cylinder head
42	34771		Head, Cylinder
45	34645		Resistor Spark Plug (RN-4C)
46	650690		Washer, Belleville
46A	650691		Washer, Flat
47	650692		Screw, 5/16-18 x 1-3/4"
47A	650746		Screw, 5/16-18 x 1-3/8"
48	730218		Valve Guide Kit (Incl. 49)
49	792035		Ring, Retaining
50	33515A		* Gasket, Intake pipe
51	33475		Pipe, Intake
52	650378		Screw, Torx T-30, 5/16-18 x 1-1/8"
53	792028		Screw, 5/16-18 x 7/8"
54	33476A		* Gasket, Carburetor
55	33477A		Baffle, Air cleaner
56	792075		Nut, Lock 5/16-24 (Used in early production)
57	33478		Link, Governor lever-to-throttle lever
58	31963		Lever, Governor
59	31964		Clamp, Governor lever
60	650518		Lockwasher, No. 10 E.T.
61	30312		Screw, 10-32 x 1/2"
62	650544		Screw, Torx T-25, 10-24 x 7/8"
63	7975		Nut, 10-24
64	31965		Plate, Governor spring
65	31984A		Lever Assy., Control
66	28558		Washer, Wave
67	31966		Bushing, Governor lever
68	650597		Screw, 10-24 x 5/8"
69	31967		Spring, Governor
70	650591		Screw, 10-24 x 2"
71	33099		Spring
72	32599		"O" Ring (Incl. in 251)
73	650666		Washer, Lock
74	32579		Baffle, Blower housing
75	650561		Screw, 1/4-20 x 5/8"
76	650592		Key, Flywheel
77A	730201		Trigger Pin Kit (Use as required)
77	610909		Flywheel (w/ring gear)
78	650594		Nut, Flywheel
79	610906		Solid State Magneto (Incl. 158 thru 161)
80	650661		Screw, 1/4-20 x 3/4"
81	33479		Extension, Blower housing
82	30063		Screw, 1/4-20 x 1/2"
83	650751		Screw, 1/4-20 x 7/16"
84	33775A		Blower Hsg.(Incl.218A,219)(For electric starter)
85A	8274		Washer, Lock
85	8274		Washer, Lock
86	650595		Screw, 5/16-24 x 3/8"
86A	650595		Screw, 5/16-24 x 3/8"
87	650752		Screw, 1/4-20 x 7/16"
88	35475		Tube, Push rod
89	33481		* "O" Ring (Also Incl. in 251)
90	34754		Housing, Rocker arm
93	8345		Washer, Flat

Ref #	Part Number	Qty	Description
94	33484		* "O" Ring (Also Incl. in 251)
95	650168		Washer, Flat
96	32610A		Screw, 1/4-20 x 29/32"
97	33485		Arm, Rocker
98	33486		Ring, Retaining
99	650755		Screw, 1/4-20 x 3/4"
100	650864		Nut, Hex, 1/4-20
101	650756		Stud, Rocker arm
102	33487		* "O" Ring (Also Incl. in 251)
103	33488		Cover, Rocker arm
104	31958A		* Gasket, Breather (Also Incl. in 251)
105	33489		Body Assy., Breather
106	33490		Tube, Breather
107	30102		* Screw, 10-32 x 5/8" (Also Incl. in 25 1)
108	650738		Screw, 1/4-20 x 5/8"
111	35471		* Gasket, Air cleaner
112	35472		Bracket, Air cleaner
114	650399		Screw, 10-32 x 5/8"
115	32008		Element, Air cleaner
116A	32810		Cover, Air cleaner
117	650513		Nut, Wing
119	32426		Spacer, Screen
120	33776		Screen, Starter
122	650670		Screw, 1/4-20 x 3/4"
123	27070		Washer, Lock
123	650675		Washer, Flat
146	32577		Cover, Cylinder NOTE: Determine the gap between the cover and the machined surface on the cylinder, which can be from .001" up to .007", in which case no shim gaskets will be required. Use of gaskets must be limited to a combined total of .010" thick. Steel spacers must be used as required to eli
147	792028		Screw, 5/16-18 x 7/8"
155	31971		* Gasket, Shim (.004/.005 thick) NOTE: Determine the gap between the cover and the machined surface on the cylinder, which can be from .001" up to .007", in which case no shim gaskets will be required. Use of gaskets must be limited to a combined total of .010" thick. Steel spacers must be used a
156	31972		* Gasket, Shim (.005/.007 thick) NOTE: Determine the gap between the cover and the machined surface on the cylinder, which can be from .001" up to .007", in which case no shim gaskets will be required. Use of gaskets must be limited to a combined total of .010" thick. Steel spacers must be used a
157	32031		* Spacer, Steel (.010 thick) NOTE: Determine the gap between the cover and the machined surface on the cylinder, which can be from .001" up to .007", in which case no shim gaskets will be required. Use of gaskets must be limited to a combined total of .010" thick. Steel spacers must be used as re
158	610118		Cover, Spark plug
159	610750		Grommet, Lead wire
160	610408		Nut, 8-32
161	610908		Terminal, Female
169A	27793		Clip, Conduit
170	28942		Screw, 10-32 x 3/8"

Ref #	Part Number	Qty	Description
171	29634		Fitting, Fuel line
189	35599		Dipstick
190	35499		"O" Ring
191	35574		Tube, Oil filler
244A	35532		Decal, Name
244	34346		Decal, Instruction
244B	31752		Decal, Air cleaner
246	631687		Valve, Seat & Spring Assy.
247	632477		Carburetor (Incl. 54 & 246) (Refer to Division 5, Section A, page 204 for breakdown)
250	33516F		* Gasket Set (Incl. items marked *)
251	35075		"O" Ring Kit (Incl. Nos. items marked +)

ILLUSTRATION SHOWS TYPICAL PARTS ONLY. ORDER BY PART NUMBER. PARTS NOT LISTED ARE SUPPLIED BY OEM.

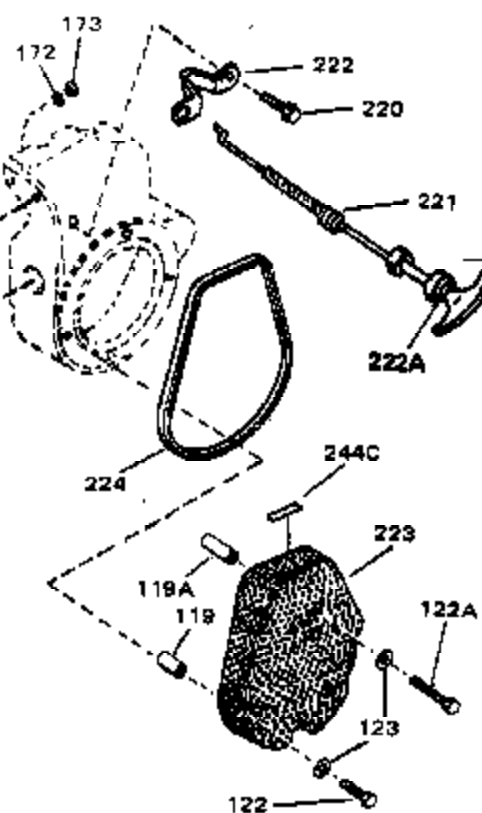
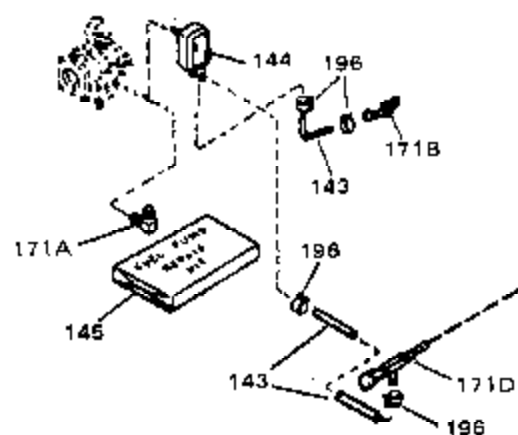
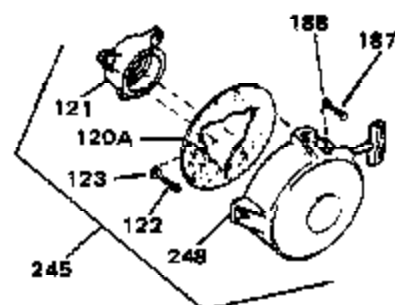
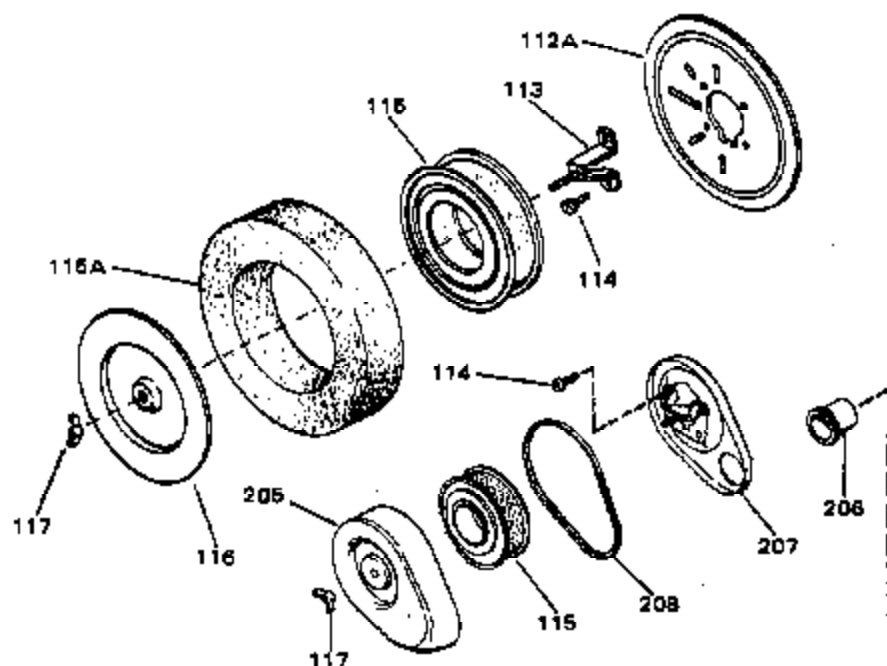
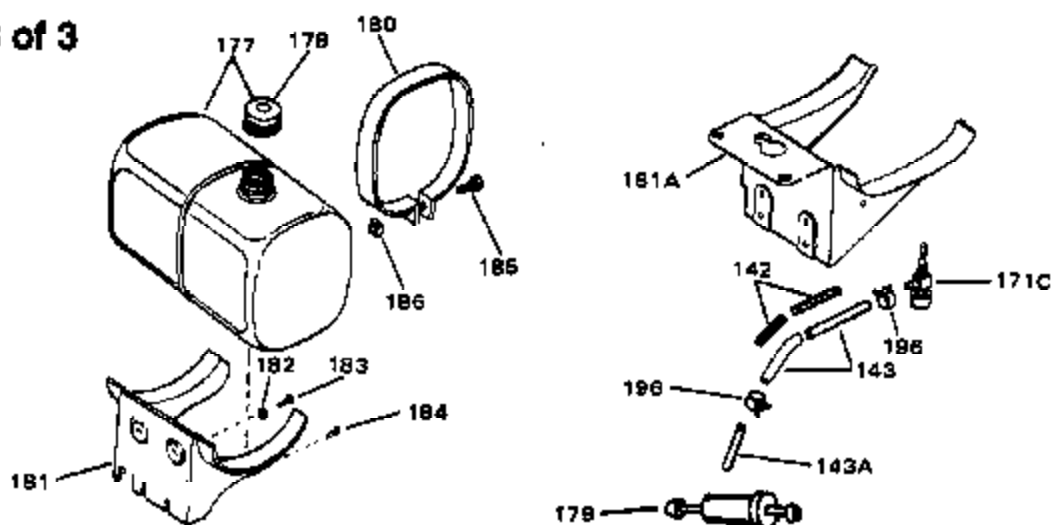
VIEW 2 of 3



Ref #	Part Number	Qty	Description
39	650736		Screw, 10-16 x 3/8"
82	30063		Screw, 1/4-20 x 1/2"
141			Gear, Counterbalance weight (Straight teeth) (For replacement see Ref. 132. Order correct kit for your engine model number.)
148	610902		Alt.Coil Ass'y. (Incl.162,163,163A) (20 amp)
149	650521		Screw, 10-32 x 1-1/8"
151A	610996		Rectifier, Regulator (Incl. 212 thru 218)
153	650781		Screw,5/16-18 x 11/16"(Use w/33835 st arter)
162A	610903		Connector, Flat
163A	610905		Terminal
163	610904		Terminal
209	730178		Ech.Adapter Kit (Incl.210 & 211)(As r equired)
210	34102B		Gasket, Exhaust (Use as required)
211	30196		Screw, 5/16-18 x 3/4" (Use as require d)
212	610990		Connector, Male
213	610921		Connector
214	610922		Terminal
215	610989		Terminal
216	610992		Terminal, Female
217	610991		Terminal, Female
218	30063		Screw, 1/4-20 x 1/2"
238	730212		Adapter Plate Kit (Optional) NOTE: If you are having mounting problems in using a HH100 thru OH180 in place of a large frame competitive brand, we would like to call your attention to 730212 adapter plate kit. The kit converts the bottom mounting system found on HH100 thru OH180 to a top mounting sys
249	33835		Electric Starter Motor (12-Volt) (Refer to Division 5, Section D for breakdown)

ILLUSTRATION SHOWS TYPICAL PARTS ONLY. ORDER BY PART NUMBER. PARTS NOT LISTED ARE SUPPLIED BY OEM.

VIEW 3 of 3



Ref #	Part Number	Qty	Description
114	650399		Screw, 10-32 x 5/8"
115	32008		Element, Air cleaner
117	650513		Nut, Wing
119	32426		Spacer, Screen
122	650670		Screw, 1/4-20 x 3/4"
123	27070		Washer, Lock
123	650675		Washer, Flat
142	34148		Spring, Fuel line
143	29774		Fuel Line (Braided 8.25")(21 cm)
144	33715		Pump, Impulse fuel
145	33010		Repair Kit, Impulse fuel pump
196	26460		Clamp, Fuel line (Use as required)
245	730134		Rewind Starter Kit (Incl.120A, 121, 122, 187, 188 & 248) (Use as required)