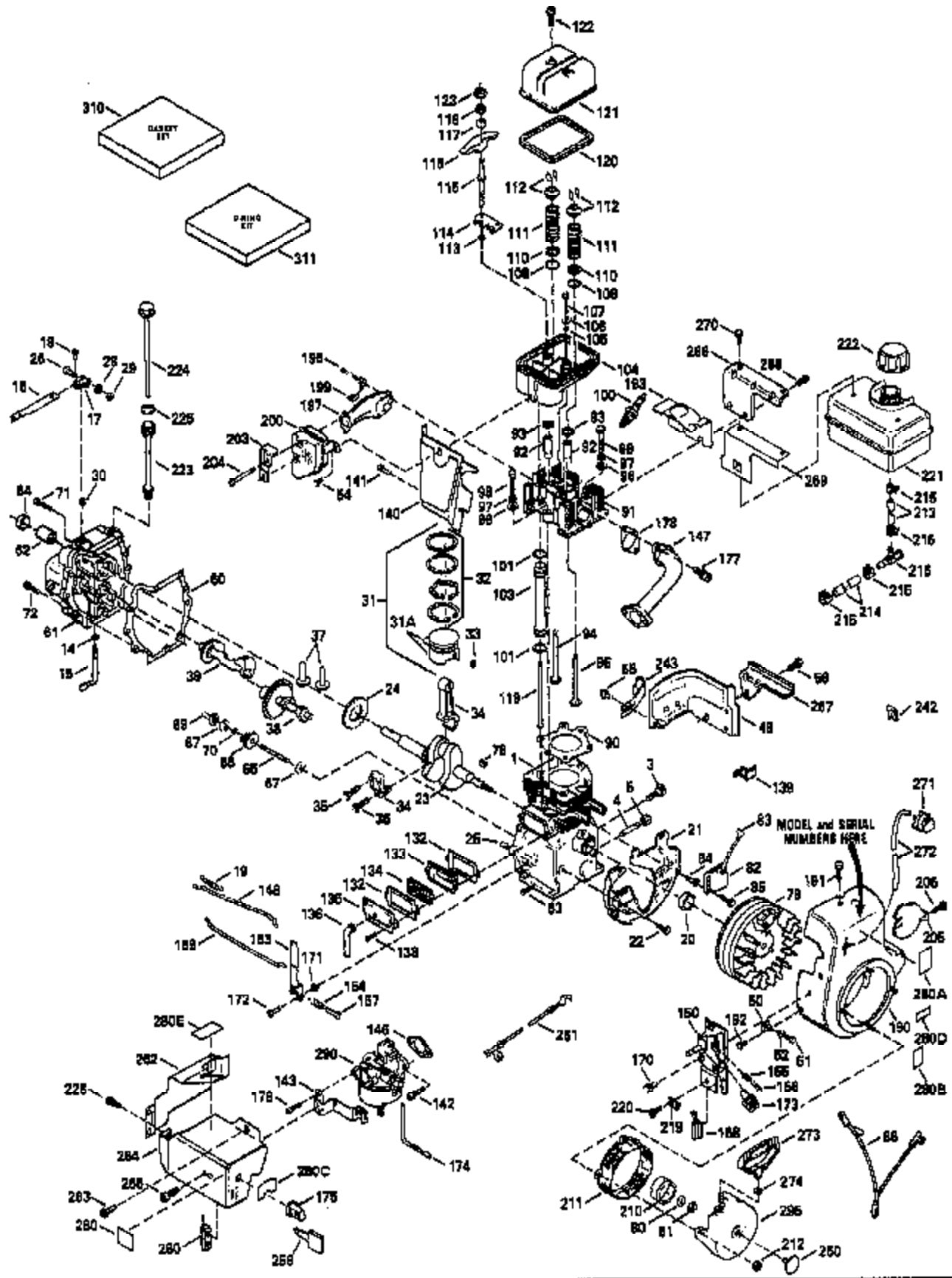


ILLUSTRATION SHOWS TYPICAL PARTS ONLY. ORDER BY PART NUMBER. PARTS NOT LISTED ARE SUPPLIED BY OEM.



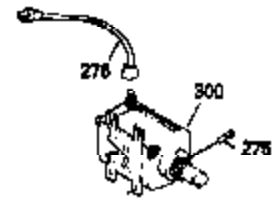
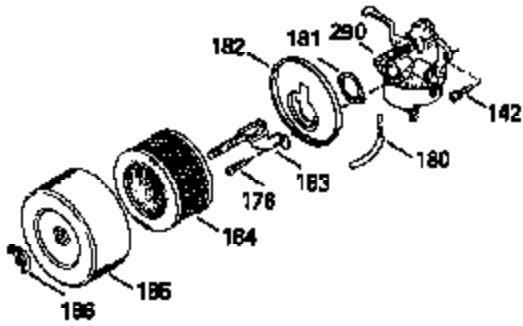
Ref #	Part Number	Qty	Description
1	35677		Cylinder (3-5/16") (Incl. 20, 25, 63 & 65)
3	650820		Screw, 1/4-20 x 1/2"
4	34171		Nipple, Pipe, 5-1/2"
5	30969		Cap, Pipe
14	28277		Washer, Flat
15	35685		Rod, Governor (Incl. 14 & 30)
16	35686		Lever, Governor
17	35687		Clamp, Throttle lever
18	650548		Screw, 8-32 x 5/16"
19	35688		Spring, Governor extension
20	35319		Seal, Oil
21	35326		Baffle, Blower housing
22	650561		Screw, 1/4-20 x 5/8"
23	35680		Crankshaft Assy. (Counterbalance)
24	35327		Gear, Counterbalance
25	27652		Pin, Dowel
26	29826		Screw, 10-32 x 3/4"
28	29918		Washer, E.T. Lock
29	29216		Locknut, Hex "Keps", 10-32
30	29642		Ring, Retaining (2 pieces)
31	35339		Piston Ass'y (Std.)(3-5/16")(Incl. 31 A,32,33)
31	35340		Piston Ass'y (.010" OS) (Incl. 31A, 3 2, 33)
31	35341		Piston Ass'y (.020" OS) (Incl. 31A, 3 2, 33)
31A	35329		Piston & Pin Ass'y.(Std.)(3-5/16")(In cl. 33)
31A	35430		Piston & Pin Ass'y. (.010" OS) (Incl. 33)
31A	35431		Piston & Pin Ass'y. (.020" OS) (Incl. 33)
32	34866		Ring Set (Std.) (3-5/16" Bore)
32	34867		Ring Set (.010" OS)
32	34868		Ring Set (.020" OS)
33	31919		Ring, Piston pin retaining
34	35681		Rod Assy., Connecting (Incl. 35 & 36)
35	650908		Bolt, Connecting rod
36	650882		Bolt, Connecting rod
37	35313		Lifter, Valve
38	35682		Camshaft (MCR)
39	35315		Weight Assy., Counterbalance
49	35316		Extension, Blower housing
50	34126		Bracket, Mounting
51	650760		Screw, 8-32 x 3/8"
52	28545		Grommet, Plastic
54	30063		Screw, 1/4-20 x 1/2"
55	650128		Screw, 10-24 x 1/2"
56	650561		Screw, 1/4-20 x 5/8"
60	35683		* Gasket, Cylinder cover
61	35684		Cylinder Cover (Incl. 14, 15, 30, 62 & 64)
62	35377		Bushing, Crankshaft
64	35319		Seal, Oil
65	35678		Shaft, Governor
67	35479		Washer, Flat
68	35321		Gear Assy., Governor
69	35322		Spool, Governor
70	29193		Ring, Retaining
71	650833		Screw, 1/4-20 x 1-3/16"
72	650832		Screw, 1/4-20 x 1-11/16"
78	32589		Key, Flywheel
79	611093		Flywheel (3 Amp, w/ring gear)
80	650880		Washer, Lock
81	650881		Nut, Flywheel

Ref #	Part Number	Qty	Description
82	35135		Solid State Assy.
83	610118		Cover, Spark plug
84	650872		Stud, Solid State Assy.
85	650814		Screw, 10-24 x 1"
86	35253		Wire Assy., Ground
90	35306A		* Gasket, Cylinder head
91	35307		Head Assy., Cylinder
92	730218		Valve Guide Kit (Incl. 2 of 93)
93	792035		Ring, Retaining
94	35308		Exhaust Valve (Std.)
94	35433		Exhaust Valve (1/32" OS)
95	35309		Intake Valve (Std.)
95	35432		Intake Valve (1/32" OS)
96	650691		Washer, Flat
97	650690		Washer, Belleville
98	650746		Screw, 5/16-18 x 1-3/8"
99	650692		Screw, 5/16-18 x 1-3/4"
100	34046		Resistor Spark Plug (RL-86C)
101	33481		* "O" Ring (Also Incl. in 311)
103	35475		Tube, Push rod
104	35310		Housing, Rocker arm
105	33484		* "O" Ring (Also Incl. in 311)
106	650168		Washer, Flat
107	32610A		Bolt, 1/4-20 x 29/32"
108	33509		* "O" Ring (Intake) (Also Incl. in 311)
109	34410		* "O" Ring (Exhaust) (Also Incl. in 311)
110	33510		Cap, Valve spring
111	33507		Spring, Valve
112	33508		Retainer & Cap Set, Keeper valve
113	35295		* "O" Ring (Also Incl. in 311)
114	35296		Guide, Push rod
115	650878		Stud, Rocker arm
116	35297		Arm, Rocker
117	35298		Bearing, Rocker arm
118	28264		* Nut Assy. (Incl.123) (Also Incl. in 3 11)
119	35466		Rod, Push
120	35299B		* "O" Ring Assy.(Incl. 2 of 122)(Incl. in 311)
121	35300		Cover, Rocker arm housing
122	650879		* Screw, 8-32 x 1/2" (Also Incl. in 311)
123	650903		* Nut, Hex jam (Also Incl. in 311)
132	27896A		* Gasket, Valve cover
133	28423		Body Assy., Breather
134	28424		Element, Breather
135	28425		Cover, Valve spring box
136	35350		Tube, Breather
138	650128		Screw, 10-24 x 1/2"
139	30593		Clip, Retainer
140	35301		Extension, Blower housing
141	650128		Screw, 10-24 x 1/2"
142	650517		Screw, 1/4-20 x 27/32"
143	34583		Bracket, Choke clamp
146	33263		* Gasket, Carburetor-to-intake pipe
147	35690		Pipe, Intake
148	35691		Link, Governor
150	35702		Manual Control
153	35679		Bracket Assy., Override control
154	33802		Spring, Compression
155	31342		Spring, Compression

Ref #	Part Number	Qty	Description
156	650549		Screw, 5-40 x 7/16"
157	650777		Screw, 6-32 x 21/32"
158	610973		Terminal Assy.
159	35692		Link, Control bracket
170	650821		Screw, 10-32 x 1/2"
171	30773		Bushing
172	30312		Screw, 10-32 x 1/2"
173	35438		Knob, Speed control
174	35689		Rod, Choke
175	35440		Knob, Control
176	28820		Screw, 10-32 x 1/2"
177	792028		Screw, 5/16-18 x 7/8"
178	33515A		* Gasket, Intake pipe
190	35694		Housing, Blower
191	30063		Screw, 1/4-20 x 1/2"
192	29747B		Screw, 5/16-24 x 21/32"
193	35290		Cover, Cylinder head
196	650876		Screw, 5/16-18 x 1-1/4"
197	35292		Manifold Assy., Exhaust
199	35293		Locking Plate
200	35294		Muffler & Bracket Assy.
203	35348		Plate, Muffler locking
204	650877		Screw, 5/16-18 x 4-1/2"
210	35287		Cup, Starter
211	35446		Screen, Starter (Stationary)
212	29752		Nut & Lockwasher Assy., 1/4-28
213	30962		Line, Fuel
214	29774		Line, Fuel
215	26460		Clamp, Fuel line
216	32961		Valve, Fuel shut-off
221	34156A		Fuel Tank (Incl. 215 & 222)
222	35355		Cap, Fuel
223	35574		Tube, Oil fill
224	35700		Dipstick, Oil
225	35499		"O" Ring
228	650257		Screw, 8-32 x 5/16"
242	29443		Clip, Wire
243	35539		Clip, Oil fill tube
250	35392		Plug, Starter
259	35062		Key, Ignition
260	610973		Terminal
261	35285		Wire Assy., Ground
262	35693		Cover, Carburetor
263	650765		Screw, 10-32 x 1/2"
264	35698		Cover, Carburetor
265	650821		Screw, 10-32 x 1/2"
266	35696		Bracket, Fuel tank mounting
267	35697		Bracket, Fuel tank mounting
268	792028		Screw, 5/16-18 x 7/8"
269	35699		Baffle, Heat
270	650665		Screw, 1/4-15 x 7/8"
271	570682		Primer
272	32180C		Line, Primer
273	590574		Handle, Mitten grip
274	650168		Washer, Flat
280C	35704		Decal, Key & Choke
280B	35703		Decal, Control
280A	34686		Decal, Name

Ref #	Part Number	Qty	Description
280	34416		Decal, Instruction
280E	34414		Decal, Warning
280D	34417		Decal, Primer
290	632511		Carburetor (Incl. 146) (Refer to Division 5, Section A, page 198 for breakdown)
295	590630		Rewind Starter (Refer to Division 5, Section C, page 30 for breakdown)
310	35331B		* Gasket Set (Incl. items marked *)
311	35332		"O" Ring Kit (Incl. items noted)

ILLUSTRATION SHOWS TYPICAL PARTS ONLY. ORDER BY PART NUMBER. PARTS NOT LISTED ARE SUPPLIED BY OEM.



Ref #	Part Number	Qty	Description
142	650517		Screw, 1/4-20 x 27/32"
176	28820		Screw, 10-32 x 1/2"
229	650873		Screw, 1/4-20 x 3/4"
230	611111		Coil Assy., Alternator (18 Watt)
275	30063		Screw, 1/4-20 x 1/2"
276	32450B		Extension Cord (10' 6")
290	632511		Carburetor (Incl. 146) (Refer to Division 5, Section A, page 198 for breakdown)
300	33329D		Elec.Starter Kit (110-120 Volt) (Incl .276) The 33329D electric starter motor kit can be added to this model. The cylinder must have drilled and tapped starter mounting bosses and a ring gear flywheel (611091 minimum). Refer to Division 5, Section D, page 16 for breakdown of starter.