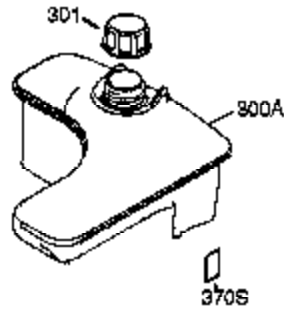
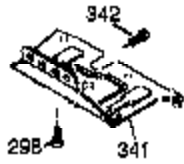
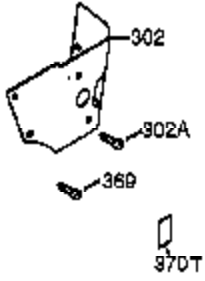
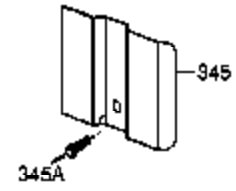
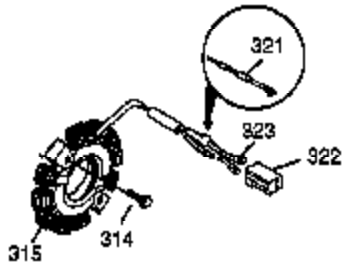




| Ref # | Part Number | Qty | Description                              |
|-------|-------------|-----|------------------------------------------|
|       | 1 37083     | 1   | Cylinder (Incl. 2, 20, 72 & 80)          |
|       | 2 27652     | 2   | Dowel Pin                                |
|       | 3 650820    | 2   | Screw, 1/4-20 x 1/2"                     |
| 14A   | 651057      | 1   | Washer                                   |
|       | 14 28277    | 1   | Washer                                   |
|       | 15 35685    | 1   | Governor Rod (Incl. 14 & 38)             |
|       | 16 35686A   | 1   | Governor Lever (Incl. 212A)              |
|       | 17 29916    | 1   | Governor Lever Clamp                     |
|       | 18 651028   | 1   | Screw, T-15, 8-32 x 7/16"                |
|       | 19 35688    | 1   | Throttle Spring                          |
|       | 20 35319    | 1   | Oil Seal                                 |
|       | 25 36460    | 1   | Blower Housing Baffle                    |
|       | 26 650561   | 2   | Screw, 1/4-20 x 19/32"                   |
|       | 28 30322    | 1   | Lock Nut, 8-32                           |
|       | 30 36706    | 1   | Crankshaft                               |
|       | 31 35327    | 1   | Counterbalance Gear                      |
|       | 35 29826    | 1   | Screw, 10-32 x 3/4"                      |
|       | 36 29918    | 1   | Lock Washer                              |
|       | 37 29216    | 1   | Lock Nut, 10-32                          |
|       | 38 29642    | 3   | Retaining Ring                           |
|       | 40 35776A   | 1   | Piston, Pin & Ring Set (Std.)            |
|       | 40 35777A   | 1   | Piston, Pin & Ring Set (.010" OS)        |
|       | 40 35778A   | 1   | Piston, Pin & Ring Set (.020" OS)        |
|       | 41 35773A   | 1   | Piston & Pin Ass'y (Std.) (Incl. 43)     |
|       | 41 35774A   | 1   | Piston & Pin Ass'y (.010" OS) (Incl. 43) |
|       | 41 35775A   | 1   | Piston & Pin Ass'y (.020" OS) (Incl. 43) |
|       | 42 35779    | 1   | Ring Set (Std.)                          |
|       | 42 35780    | 1   | Ring Set (.010" OS)                      |
|       | 42 35781    | 1   | Ring Set (.020" OS)                      |
|       | 43 35772    | 2   | Piston Pin Retaining Ring                |
|       | 45 36898    | 1   | Connecting Rod Ass'y (Incl. 47)          |
|       | 47 651033   | 2   | Connecting Rod Bolt                      |
|       | 48 35313    | 2   | Valve Lifter                             |
|       | 50 35682A   | 1   | Camshaft (MCR)                           |
|       | 51 35315A   | 1   | Counterbalance Weight                    |
|       | 60 35316A   | 1   | Blower Housing Extension                 |
|       | 65 30200    | 1   | Screw, 10-24 x 9/16"                     |
|       | 66 30063    | 1   | Screw, T-30, 1/4-20 x 1/2"               |
|       | 69 35683    | 1   | * Cylinder Cover Gasket                  |
|       | 70 35684A   | 1   | Cylinder Cover (Incl. 14,15,38,71,75)    |
|       | 71 35377    | 1   | Crankshaft Bushing                       |
|       | 72 27642    | 1   | Oil Drain Plug                           |
|       | 75 35319    | 1   | Oil Seal                                 |
|       | 80 35751    | 1   | Governor Shaft                           |
|       | 81 35479    | 2   | Washer                                   |
|       | 82 35321    | 1   | Governor Gear Ass'y                      |
|       | 83 35322    | 1   | Governor Spool                           |
|       | 84 29193    | 1   | Retaining Ring                           |
|       | 86 650833   | 7   | Screw, 1/4-20 x 1-3/16"                  |
|       | 87 650832   | 1   | Screw, 1/4-20 x 1-11/16"                 |
|       | 89 32589    | 1   | Flywheel Key                             |
|       | 90 611094   | 1   | Flywheel (W/Ring Gear)                   |
|       | 92 650880   | 1   | Lock Washer                              |
|       | 93 650881   | 1   | Flywheel Nut                             |
| 100   | 35135A      | 1   | Solid State Ignition (Incl. 101)         |
| 101   | 610118      | 1   | Spark Plug Cover                         |
| 102   | 651024      | 2   | Solid State Mounting Stud                |
| 103   | 651007      | 2   | Screw, T-15, 10-24 x 15/16"              |

| Ref # | Part Number | Qty | Description                        |
|-------|-------------|-----|------------------------------------|
| 110A  | 37047       | 1   | Ground Wire                        |
| 110   | 35187       | 1   | Ground Wire                        |
| 119   | 36932       | 1   | * Cylinder Head Gasket             |
| 120   | 37491       | 1   | Cylinder Head (Incl. 151A & 270A)  |
| 125   | 36934       | 1   | Exhaust Valve (Std.)               |
| 125   | 36936       | 1   | Exhaust Valve (1/32" OS)           |
| 126   | 36935       | 1   | Intake Valve (Std.)                |
| 127   | 650691      | 6   | Washer                             |
| 128   | 650690      | 6   | Belleville Washer                  |
| 130   | 650697A     | 6   | Screw, 5/16-18 x 2-1/2"            |
| 135   | 34645       | 1   | Spark Plug (RN4C)                  |
| 150   | 33507       | 2   | Valve Spring                       |
| 151   | 33508       | 2   | Valve Spring Keeper                |
| 151A  | 35862       | 1   | Intake Valve Seal                  |
| 153   | 35949       | 1   | Push Rod Guide                     |
| 154   | 650945      | 2   | Rocker Arm Stud                    |
| 155   | 35950       | 2   | Rocker Arm                         |
| 157   | 650947      | 2   | Jam Nut                            |
| 158   | 35466       | 2   | Push Rod                           |
| 159   | 35952       | 1   | * Rocker Arm Cover Gasket          |
| 160   | 35953A      | 1   | Rocker Arm Cover                   |
| 161   | 30063       | 4   | Screw, T-30, 1/4-20 x 1/2"         |
| 163   | 650890      | 2   | Lock Washer                        |
| 169   | 27896A      | 2   | * Valve Cover Gasket               |
| 170   | 28423       | 1   | Breather Body                      |
| 171   | 28424       | 1   | Breather Element                   |
| 172   | 28425       | 1   | Valve Cover                        |
| 173   | 35350       | 1   | Breather Tube                      |
| 174   | 650128      | 2   | Screw, 10-24 x 1/2"                |
| 180   | 37101       | 1   | Blower Housing Extension           |
| 181   | 30200       | 2   | Lock Nut, 10-32                    |
| 182   | 650517      | 2   | Screw, T-30, 1/4-20 x 27/32"       |
| 183   | 34583A      | 1   | Choke Bracket                      |
| 184   | 33263       | 1   | * Carburetor To Intake Pipe Gasket |
| 185   | 37085       | 1   | Intake Pipe                        |
| 186B  | 36653       | 1   | Choke Spring                       |
| 186   | 35691       | 1   | Governor Link                      |
| 200   | 35702       | 1   | Control Bracket (Incl. 203 & 204)  |
| 202   | 36482       | 1   | Compression Spring                 |
| 203   | 31342       | 1   | Compression Spring                 |
| 204   | 651029      | 1   | Screw, T-10, 5-40 x 7/16"          |
| 205   | 651019      | 1   | Screw, T-10, 6-32 x 41/64"         |
| 206   | 610973      | 1   | Terminal                           |
| 207   | 35692       | 1   | Choke Link                         |
| 209   | 650821      | 2   | Screw, 10-32 x 1/2"                |
| 212   | 30773A      | 1   | Bushing                            |
| 212A  | 36288       | 1   | Bushing                            |
| 213   | 650930      | 1   | Screw, 10-32 x 5/8"                |
| 215   | 35438       | 1   | Control Knob                       |
| 216   | 35679       | 1   | R.P.M. Adjusting Lever             |
| 219   | 35689       | 1   | Choke Rod                          |
| 220   | 35440       | 1   | Choke Knob                         |
| 222   | 28820       | 2   | Screw, 10-32 x 1/2"                |
| 223   | 650971      | 2   | Screw, T-30, 5/16-18 x 7/8"        |
| 224   | 33515A      | 1   | * Intake Pipe Gasket               |
| 260   | 37092       | 1   | Blower Housing                     |
| 261   | 650738      | 1   | Screw, 1/4-20 x 5/8"               |
| 262   | 29747B      | 2   | Screw, T-40, 5/16-24 x 21/32"      |

| Ref # | Part Number | Qty | Description                                                                   |
|-------|-------------|-----|-------------------------------------------------------------------------------|
| 264A  | 30063       | 1   | Screw, T-30, 1/4-20 x 1/2"                                                    |
| 265   | 37086       | 1   | Cylinder Head Cover                                                           |
| 266   | 650876      | 2   | Screw, 5/16-18 x 1-9/32"                                                      |
| 269   | 35762       | 2   | * Exhaust Gasket                                                              |
| 270   | 37263       | 1   | Manifold                                                                      |
| 270A  | 35829A      | 1   | Exhaust Port Liner                                                            |
| 271   | 35293       | 1   | Locking Plate (Manifold)                                                      |
| 275   | 37264       | 1   | Muffler                                                                       |
| 276   | 35348       | 1   | Locking Plate                                                                 |
| 277   | 650877      | 2   | Screw, 5/16-18 x 4-1/2"                                                       |
| 279   | 650821      | 5   | Screw, 10-32 x 1/2"                                                           |
| 280A  | 37106       | 1   | Radiation Heat Shield                                                         |
| 280   | 37265       | 1   | Heat Shield                                                                   |
| 281   | 33013       | 1   | Starter Bubble Cover                                                          |
| 282   | 650760      | 1   | Screw, 8-32 x 3/8"                                                            |
| 285   | 35985B      | 1   | Starter Cup                                                                   |
| 287   | 29752       | 4   | Nut & Lock Washer, 1/4-28                                                     |
| 290   | 30962       | 1   | Fuel Line                                                                     |
| 291   | 29774       | 1   | Fuel Line                                                                     |
| 292   | 26460       | 4   | Fuel Line Clamp                                                               |
| 295   | 35857       | 1   | Fuel Shut Off Valve (Incl. 292)                                               |
| 298   | 650665      | 2   | Screw, 1/4-15 x 3/4"                                                          |
| 300   | 37099       | 1   | Fuel Tank (Incl. 292 & 301)                                                   |
| 301   | 36246       | 1   | Fuel Cap                                                                      |
| 305   | 35574       | 1   | Oil Fill Tube                                                                 |
| 307   | 35499       | 1   | "O" Ring                                                                      |
| 308   | 35539       | 1   | Fill Tube Clip                                                                |
| 310   | 35700       | 1   | Dipstick                                                                      |
| 314   | 650873      | 2   | Screw, 1/4-20 x 3/4"                                                          |
| 323   | 611118      | 2   | Terminal                                                                      |
| 328   | 35062       | 2   | Ignition Keys                                                                 |
| 329   | 610973      | 1   | Terminal                                                                      |
| 335A  | 37087       | 1   | Carburetor Cover                                                              |
| 335   | 37096       | 1   | Carburetor Cover                                                              |
| 338   | 650821      | 4   | Screw, 10-32 x 1/2"                                                           |
| 341   | 37093       | 1   | Fuel Tank Bracket                                                             |
| 342   | 792028      | 2   | Screw, 5/16-18 x 7/8"                                                         |
| 343   | 35079A      | 1   | Key Switch Bracket (Incl. 343A)                                               |
| 343A  | 651060      | 1   | Screw, 10-32 x 23/64"                                                         |
| 345   | 37097       | 1   | Heat Baffle                                                                   |
| 350   | 570682A     | 1   | Primer Ass'y                                                                  |
| 351   | 32180C      | 1   | Primer Line                                                                   |
| 355   | 590574      | 1   | Starter Handle                                                                |
| 370K  | 36695       | 1   | Starter Decal                                                                 |
| 370C  | 36501       | 1   | Primer Decal                                                                  |
| 370I  | 37119       | 1   | Warning Decal                                                                 |
| 370J  | 37226       | 1   | Throttle Decal                                                                |
| 380   | 640105      | 1   | Carburetor (Incl. 184)                                                        |
| 390   | 590749      | 1   | Rewind Starter (Note: This engine could have been built with 590733 starter.) |
| 400   | 36947B      | 1   | *Gasket Set (Incl. items marked PK in notes)                                  |
| 420   | 730226A     | 1   | SAE 5W30 4-Cycle Engine Oil (Quart)                                           |



| Ref # | Part Number | Qty | Description                                  |
|-------|-------------|-----|----------------------------------------------|
| 3     | 650820      | 2   | Screw, 1/4-20 x 1/2"                         |
| 291   | 29774       | 1   | Fuel Line                                    |
| 298   | 650665      | 2   | Screw, 1/4-15 x 3/4"                         |
| 301   | 36246       | 1   | Fuel Cap                                     |
| 302   | 37098       | 1   | Fuel Tank Extension                          |
| 302A  | 650821      | 3   | Screw, 10-32 x 1/2"                          |
| 314   | 650873      | 2   | Screw, 1/4-20 x 3/4"                         |
| 315   | 611104      | 1   | Alternator Coil (3/5 Split)(Incl. 321 - 323) |
| 321   | 611161      | 1   | Diode                                        |
| 322   | 611142      | 1   | Connector Body                               |
| 323   | 611118      | 2   | Terminal                                     |
| 341   | 37093       | 1   | Fuel Tank Bracket                            |
| 342   | 792028      | 2   | Screw, 5/16-18 x 7/8"                        |
| 345A  | 650821      | 1   | Screw, 10-32 x 1/2"                          |
| 396   | 37105       | 1   | Electric Starter Motor (Optional)            |