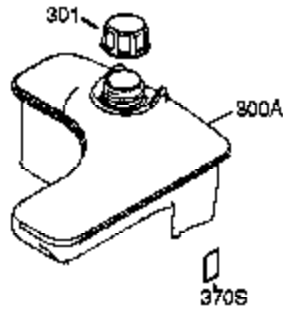
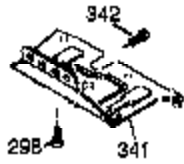
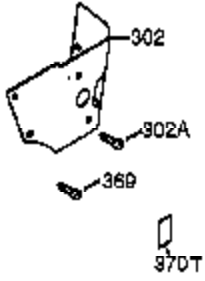
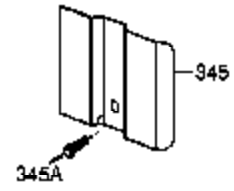
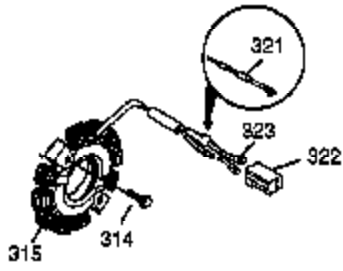




Ref #	Part Number	Qty	Description
	1 37083	1	Cylinder (Incl. 2, 20 & 80)
	2 27652	2	Dowel Pin
	3 650820	2	Screw, 1/4-20 x 1/2"
	4 0		Oil Drain Extension (Purchase Locally)
	5 30969	1	Extension Cap
14A	651057	1	Washer
14	28277	1	Washer
15	35685	1	Governor Rod (Incl. 14 & 38)
16	35686A	1	Governor Lever (Incl. 212A)
17	29916	1	Governor Lever Clamp
18	651028	1	Screw, T-15, 8-32 x 3/8"
19	35688	1	Throttle Spring
20	35319	1	Oil Seal
25	36460	1	Blower Housing Baffle
26	650561	2	Screw, 1/4-20 x 5/8"
28	30322	1	Lock Nut, 10-32
30	35680A	1	Crankshaft
31	35327	1	Counterbalance Gear
35	29826	1	Screw, 10-32 x 3/4"
36	29918	1	Lock Washer
37	29216	1	Lock Nut, 10-32
38	29642	3	Retaining Ring
40	35776A	1	Piston, Pin & Ring Set (Std.)
40	35777A	1	Piston, Pin & Ring Set (.010" OS)
40	35778A	1	Piston, Pin & Ring Set (.020" OS)
41	35773A	1	Piston & Pin Ass'y (Std.) (Incl. 43)
41	35774A	1	Piston & Pin Ass'y (.010" OS) (Incl. 43)
41	35775A	1	Piston & Pin Ass'y (.020" OS) (Incl. 43)
42	35779	1	Ring Set (Std.)
42	35780	1	Ring Set (.010" OS)
42	35781	1	Ring Set (.020" OS)
43	35772	2	Piston Pin Retaining Ring
45	36898	1	Connecting Rod Ass'y (Incl. 47)
47	651033	2	Connecting Rod Bolt
48	35313	2	Valve Lifter
50	35682A	1	Camshaft (MCR)
51	35315A	1	Counterbalance Weight
60	35316A	1	Blower Housing Extension
65	30200	1	Screw, 10-24 x 9/16"
66	30063	1	Screw, T-30, 1/4-20 x 1/2"
66	30063	1	Screw, T-30, 1/4-20 x 1/2"
69	35683	1	* Cylinder Cover Gasket
70	35684A	1	Cylinder Cover (Incl.14,15,38,71,75)
71	35377	1	Crankshaft Bushing
75	35319	1	Oil Seal
80	35751	1	Governor Shaft
81	35479	2	Washer
82	35321	1	Governor Gear Ass'y
83	35322	1	Governor Spool
84	29193	1	Retaining Ring
86	650833	7	Screw, 1/4-20 x 1-3/16"
87	650832	1	Screw, 1/4-20 x 1-11/16"
89	32589	1	Flywheel Key
90	611094	1	Flywheel (W/Ring Gear)
92	650880	1	Lock Washer
93	650881	1	Flywheel Nut
100	35135A	1	Solid State Ignition (Incl. 101)
101	610118	1	Spark Plug Cover

Ref #	Part Number	Qty	Description
102	651024	2	Solid State Mounting Stud
103	651007	2	Screw, T-15, 10-24 x 15/16"
110	35187	1	Ground Wire
119	36932	1	* Cylinder Head Gasket
120	37491	1	Cylinder Head (Incl. 151A)
125	36934	1	Exhaust Valve (Std.)
125	36936	1	Exhaust Valve (1/32" OS)
126	36935	1	Intake Valve (Std.)
127	650691	6	Washer
128	650690	6	Belleville Washer
130	650697A	6	Screw, 5/16-18 x 2-1/2"
135	34645	1	Spark Plug (RN4C)
150	33507	2	Valve Spring
151	33508	2	Valve Spring Keeper
151A	35862	1	Intake Valve Seal
153	35949	1	Push Rod Guide
154	650945	2	Rocker Arm Stud
155	35950	2	Rocker Arm
157	650947	2	Jam Nut
158	35466	2	Push Rod
159	35952	1	* Rocker Arm Cover Gasket
160	35953A	1	Rocker Arm Cover
161	30063	4	Screw, T-30, 1/4-20 x 1/2"
163	650890	2	Lock Washer
169	27896A	2	* Valve Cover Gasket
170	28423	1	Breather Body
171	28424	1	Breather Element
172	28425	1	Valve Cover
173	35350	1	Breather Tube
174	650128	2	Screw, 10-24 x 1/2"
180	35954	1	Blower Housing Extension
181	30200	2	Lock Nut, 10-32
182	650517	2	Screw, T-30, 1/4-20 x 27/32"
183	34583A	1	Choke Bracket
184	33263	1	* Carburetor To Intake Pipe Gasket
185	37085	1	Intake Pipe
186B	36653	1	Choke Spring
186	35691	1	Governor Link
200	35702	1	Control Bracket (Incl. 203,204 & 206)
202	36482	1	Compression Spring
203	31342	1	Compression Spring
204	651029	1	Screw, T-10, 5-40 x 7/16"
205	651019	1	Screw, T-10, 6-32 x 41/64"
206	610973	1	Terminal
207	35692	1	Choke Link
209	650821	2	Screw, 10-32 x 1/2"
212	30773A	1	Bushing
212A	36288	1	Bushing
213	650930	1	Screw, 10-32 x 5/8"
215	35438	1	Control Knob
216	35679	1	R.P.M. Adjusting Lever
219	35689	1	Choke Rod
220	35440	1	Choke Knob
222	28820	2	Screw, 10-32 x 1/2"
223	650971	2	Screw, T-30, 5/16-18 x 7/8"
224	33515A	1	* Intake Pipe Gasket
260	37092	1	Blower Housing
261	650738	1	Screw, 1/4-20 x 5/8"

Ref #	Part Number	Qty	Description
262	29747B	2	Screw, T-40, 5/16-24 x 21/32"
264A	30063	1	Screw, T-30, 1/4-20 x 1/2"
265	37086	1	Cylinder Head Cover
266	650876	2	Screw, 5/16-18 x 1-9/32"
269	35762	2	* Exhaust Gasket
270	37263	1	Manifold
270A	35829A	1	Exhaust Port Liner
271	35293	1	Locking Plate (Manifold)
275	37264	1	Muffler
276	35348	1	Locking Plate
277	650877	2	Screw, 5/16-18 x 4-1/2"
279	651011	4	Screw, 10-32 x 5/16"
280	37265	1	Heat Shield
285	35985B	1	Starter Cup
287	29752	4	Nut & Lock Washer, 1/4-28
290	30962	1	Fuel Line
291A	29774	1	Fuel Line
292	26460	4	Fuel Line Clamp
295	35857	1	Fuel Shut Off Valve
298	650665	2	Screw, 1/4-15 x 3/4"
300	37099	1	Fuel Tank (Incl. 292 & 301)
301	35355	1	Fuel Cap
305	35574	1	Oil Fill Tube
307	35499	1	"O" Ring
308	35539	1	Fill Tube Clip
310	35700	1	Dipstick
314	650873	2	Screw, 1/4-20 x 3/4"
323A	611276	1	Terminal
323B	611277	1	Terminal
323	610922	2	Terminal
324	33177	1	Terminal
325A	27275	1	Wire Clip
335A	37087	1	Carburetor Cover
338	650821	4	Screw, 10-32 x 1/2"
341	37093	1	Fuel Tank Bracket
342	792028	2	Screw, 5/16-18 x 7/8"
345	37097	1	Heat Baffle
350	570682A	1	Primer Ass'y
351	32180C	1	Primer Line
355	590574	1	Starter Handle
361	650990	2	Screw, T-30, 1/4-20 x 15/32"
370H	34589	1	Choke Decal
370K	36695	1	Starter Decal
370B	35703	1	Control Decal
370C	36501	1	Primer Decal
370I	37119	1	Warning Decal
380	640105	1	Carburetor (Incl. 184)
390	590749	1	Rewind Starter (Note: This engine could have been built with 590733 starter.)
400	36947B	1	*Gasket Set (Incl. items marked PK in notes) Incl. part #'s 27272A (1), 27896A (2), 33263 (1), 33515A (1), 34265 (1), 35317 (1), 35683 (1), 35762 (2), 35952 (1), 36333 (1), 36352 (1), 36358 (1), 36930 (1), 36932 (1), 36942 (1)
420	730226A	1	SAE 5W30 4-Cycle Engine Oil (Quart)



Ref #	Part Number	Qty	Description
3	650820	2	Screw, 1/4-20 x 1/2"
298	650665	2	Screw, 1/4-15 x 3/4"
301	35355	1	Fuel Cap
302A	650821	3	Screw, 10-32 x 1/2"
302	37098	1	Fuel Tank Extension
314	650873	2	Screw, 1/4-20 x 3/4"
315	611256	1	Alternator Coil (7 Amp DC)(Incl. 322 - 323B)
322	610921	1	Connector Body
323A	611276	1	Terminal
323	610922	2	Terminal
323B	611277	1	Terminal
324	33177	1	Terminal
325A	27275	1	Wire Clip
341	37093	1	Fuel Tank Bracket
342	792028	2	Screw, 5/16-18 x 7/8"
345A	650821	1	Screw, 10-32 x 1/2"
361	650990	2	Screw, T-30, 1/4-20 x 15/32"
369	651032	2	Screw, 12-16 x 5/8"
396	37105	1	Electric Starter Motor (120 Volt)