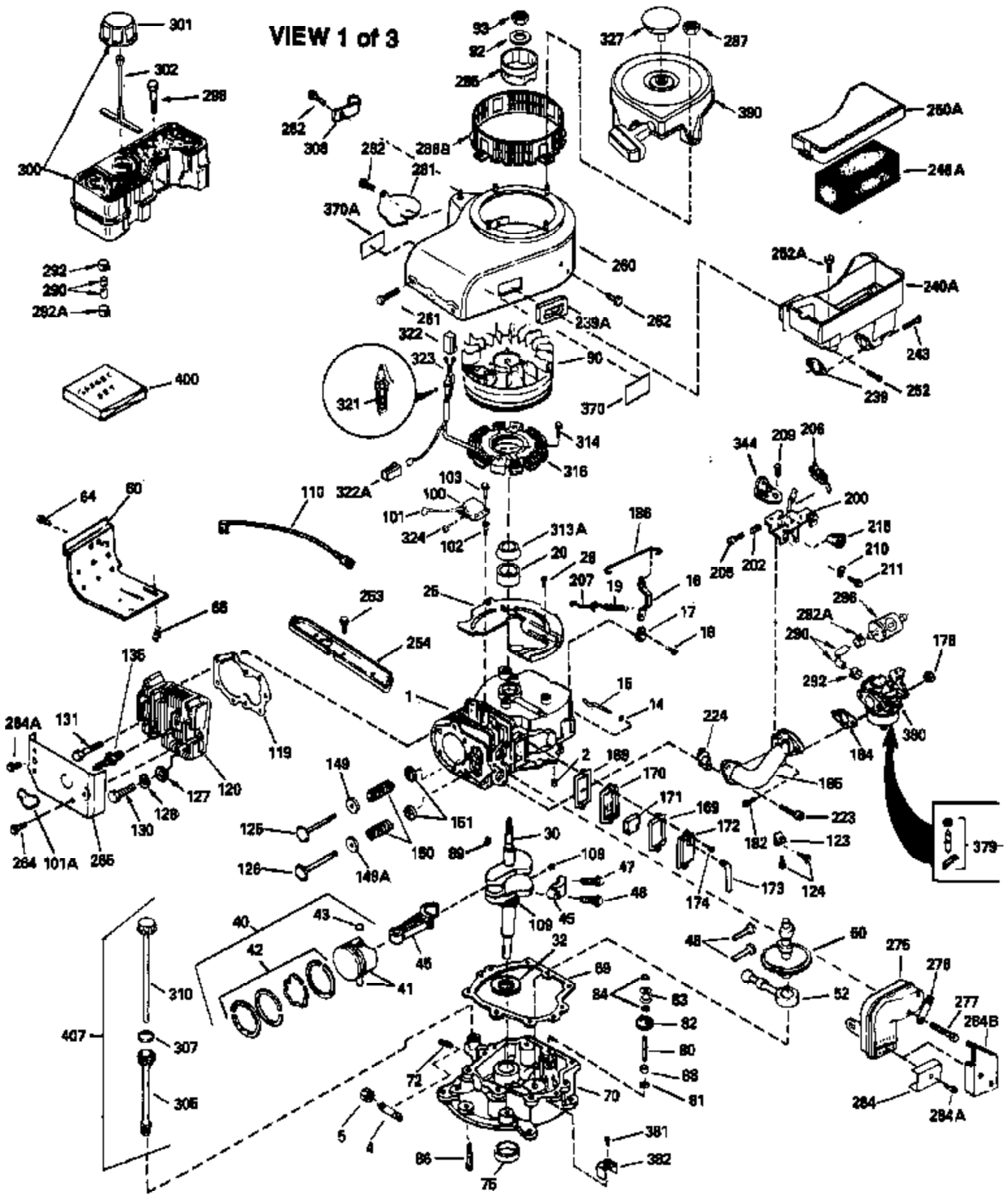


ILLUSTRATION SHOWS TYPICAL PARTS ONLY. ORDER BY PART NUMBER. PARTS NOT LISTED ARE SUPPLIED BY OEM.



Ref #	Part Number	Qty	Description
	1 34908A		Cylinder (Incl. 2 & 20) (3-5/16" Bore)
	2 27652		Pin, Dowel
	14 28277		Washer, Flat
	15 35082		Rod, Governor
	16 32651		Lever, Governor
	17 31335		Clamp, Governor lever
	18 650548		Screw, 8-32 x 5/16"
	19 34043		Spring, Extension
	20 32630		Seal, Oil
	25 35256A		Baffle, Blower housing
	26 650561		Screw, 1/4-20 x 5/8"
	30 34181A		Crankshaft (Incl. 108 & 109)
	32 35653		Washer (1-3/8" I.D. 1-3/4" O.D. .015" thick)
	40 34860A		Piston, Pin & Ring Set (Std.)(3-5/16" Bore)
	40 34861A		Piston, Pin & Ring Set (.010" OS)
	40 34862A		Piston, Pin & Ring Set (.020" OS)
	41 34863		Piston & Pin Ass'y. (Std.)(Incl.43)(3 -5/16")
	41 34864		Piston & Pin Ass'y. (.010" OS) (Incl. 43)
	41 34865		Piston & Pin Ass'y. (.020" OS) (Incl. 43)
	42 34866A		Ring Set (Std.) (3-5/16" Bore)
	42 34867A		Ring Set (.010" OS)
	42 34868A		Ring Set (.020" OS)
	43 27888		Ring, Piston pin retaining
	45 32591C		Rod Assy., Connecting (Incl. 47)
	47 650662C		Bolt, Connecting rod (2 pieces)
	48 34034		Lifter, Valve
	50 34040		Camshaft (MCR)
	52 31356		Pump Assy., Oil
	60 33273A		Extension, Blower housing
	64 30063		Screw, Torx T-30, 1/4-20 x 1/2"
	65 650128		Screw, 10-24 x 1/2"
	69 35262		* Gasket, Mounting flange
	70 33580		Flange Ass'y. (Incl. 72, 75, 80 & 81)
	72 31927		Plug, Pipe
	75 31950		Seal, Oil
	80 30668		Shaft, Mechanical governor
	81 30590A		Washer, Flat
	82 30591		Gear Assy., Governor (Incl. 81)
	83 30588A		Spool, Governor
	84 29193		Ring, Retaining
	86 650833		Screw, 1/4-20 x 1-3/16"
	88 31707A		Governor Spacer Assy. (Incl. 81)
	89 32589		Key, Flywheel
	92 650815		Washer, Belleville
	93 8116		Nut, Hex, 1/2-20
101A	27276		Cover, Spark plug
	101 610118		Cover, Spark plug (Use as required)
	103 650489		Screw, 1/4-20 x 5/8"
	108 29783		Pin, Crankshaft
	109 33245		Gear, Crankshaft
	110 30831		Ground Wire
	119 34923A		* Gasket, Cylinder head
	120 34030		Head, Cylinder
	123 33261		Bracket, Intake pipe
	124 650738		Screw, 1/4-20 x 5/8"
	125 27878A		Exhaust Valve (Std.) (Incl. 151)
	125 27880A		Exhaust Valve (1/32" OS) (Incl. 151)
	126 34035		Intake Valve (Std.) (Incl. 151)

Ref #	Part Number	Qty	Description
126	34036		Intake Valve (1/32" OS) (Incl. 151)
127	650691		Washer, Flat (Do not use with 6021A s crew)
128	650690		Washer, Belleville
130	650694A		Screw, 5/16-18 x 2"
131	6021A		Screw, 5/16-18 x 1-1/2" (Do not use w /650691)
131	650788		Screw, 5/16-18 x 3/4"
135	33636		Resistor Spark Plug
149A	35862		Seal Assy., Intake valve
149	27882		Valve Spring Cap
150	27881		Spring, Valve
151	32581		Valve Spring Keeper
169	27896A		* Gasket, Breather
170	28423		Body Assy., Breather
171	28424		Element, Breather
172	28425		Cover, Breather
173	35350		Tube, Breather
174	650128		Screw, 10-24 x 1/2"
178	29752		Nut & Lockwasher, 1/4-28
182	30088A		Screw, 1/4-28 x 1"
184	33263		* Gasket, Carburetor
185	34926		Pipe, Intake
186	33860		Link, Governor-to-throttle
200	35201		Control Bracket
202	33802		Spring, Compression
205	650777		Screw, 6-32 x 21/32"
206	610973		Terminal Assy. (Use as required)
209	30200		Screw, 10-24 x 9/16"
210	27793		Clip, Conduit
211	28942		Screw, 10-32 x 3/8"
223	650378		Screw, Torx T-30, 5/16-18 x 1-1/8"
224	27915A		* Gasket, Intake pipe
239	33629		* Gasket, Air cleaner
239A	34912		* Gasket, Air cleaner-to-housing
243	650834		Screw, 10-32 x 1-17/32"
246A	34910		Element, Air cleaner
250A	34911		Cover, Air cleaner
252A	650784		Screw, 10-24 x 11/16"
253	650651		Screw, 1/4-20 x 5/8"
260	33635B		Blower Housing (For electric starter) NOTE: Replacement hardware may differ when servicing starter assy. or blower housing. Refer to Service Bulletin 508.
261	650788		Screw, 5/16-18 x 3/4"
262	29747B		Screw, 5/16-24 x 21/32"
264A	650738		Screw, 1/4-20 x 5/8"
264	650802		Screw, 1/4-20 x 5/8"
265	33272A		Cover, Cylinder head
275	33280A		Muffler
276	31588		Plate, Muffler locking
277	650729		Screw, 5/16-18 x 3-3/16" (Use As Req.)
277	651002		Screw, 5/16-18 x 4-3/16" (Use As Req.)
277	30196		Screw, 5/16-18 x 3/4" (Use As Req.)
281	33013		Cover, Starter bubble
282	650760		Screw, 8-32 x 3/8"
287	29752		Nut & Whizlock, 1/4-28
290	30705		Fuel Line (Braided 16") (40cm)
290	29774		Fuel Line (Braided 8-1/4") (21cm)(As req.)
292A	35864		Clamp, fuel filter to fuel line

Ref #	Part Number	Qty	Description
292	26460		Clamp, Fuel line
298	28763		Screw, 10-32 x 35/64"
300	33583B		Fuel Tank (Incl. 292, 298 & 301) NOTE: This tank was built with different size fuel inlet opening. Tanks with the 1-3/16" I.D. opening use fuel cap 34210. Tanks with the 1-1/2" I.D. opening use fuel cap 35355.
301	33032		Fuel Cap (Use as required in early pr od.)
301	34210		Fuel Cap (Use as required in early pr od.)
307	33590		"O" Ring
310	35837		Dipstick, Oil (Incl. 307)
370	34346		Decal, Instruction
379	631021		Inlet Needle, Seat & Clip Assy.
380	632241		Carburetor (Incl. 184) (Refer to Division 5, Section A, page 182 for breakdown or Fiche10A, Grid E-11)
381	29117		Screw, 8-32 x 5/16 (Not used on late prod.)
382	33581		Screen, Oil filter (Not used in late prod.)
390	590479		Rewind Starter NOTE: Replacement hardware may differ when servicing starter assy. or blower housing. Refer to Service Bulletin 508. (Refer to Division 5, Section C, page 30 for breakdown or Fiche 10A, Grid G-9))
400	33279G		* Gasket Set (Incl. items marked *)
407	35837		Fill Tube & Dipstick Assy.

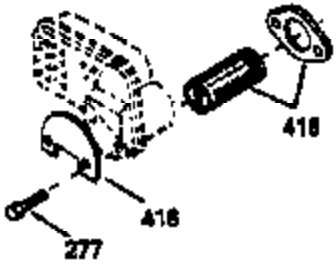
ILLUSTRATION SHOWS TYPICAL PARTS ONLY. ORDER BY PART NUMBER. PARTS NOT LISTED ARE SUPPLIED BY DEM.



Ref #	Part Number	Qty	Description
16	32651		Lever, Governor
19	34043		Spring, Extension
19A	35203		Spring, Extension
62	650760		Screw, 8-32 x 3/8"
63	28545		Grommet, Plastic
64	30063		Screw, Torx T-30, 1/4-20 x 1/2"
68	33356		Terminal, Ground
70	33580		Flange Ass'y. (Incl. 72, 75, 80 & 81)
72	31927		Plug, Pipe
92	650815		Washer, Belleville
103	650489		Screw, 1/4-20 x 5/8"
186	33860		Link, Governor-to-throttle
202	33802		Spring, Compression
205	650777		Screw, 6-32 x 21/32"
210	27793		Clip, Conduit
211	28942		Screw, 10-32 x 3/8"
216	35202A		R.P.M. Adj. Lever (Incl.19A,209A,212, 222,239)
222	650807		Screw, 10-32 x 27/64"
240	34909		Body, Air cleaner
243	650834		Screw, 10-32 x 1-17/32"
274	27930		* Exhaust Gasket (use as required)
277	650729		Screw, 5/16-18 x 3-3/16" (Use As Req.)
277	651002		Screw, 5/16-18 x 4-3/16" (Use As Req.)
277	30196		Screw, 5/16-18 x 3/4" (Use As Req.)
286	33662		Hub & Screen Assy., Starter
287	29752		Nut & Whizlock, 1/4-28
313	33876		Gasket, Stator
375	610848		Magneto NOTE: The following complete magnetos are not available as an assembly. The magneto numbers are shown for reference purposes only. Order component parts individually, as shown in parts breakdown. (Refer to Division 5, Section B, page 28 for breakdown or Fiche 10A, Grid G-2)
377	30547A		Contact Assy., Breaker
378	30548B		Condenser
390	590479		Rewind Starter NOTE: Replacement hardware may differ when servicing starter assy. or blower housing. Refer to Service Bulletin 508. (Refer to Division 5, Section C, page 30 for breakdown or Fiche 10A, Grid G-9))
415	730130		Exh.Adapter Kit (Incl. 274 & 277)(As req.)

ILLUSTRATION SHOWS TYPICAL PARTS ONLY. ORDER BY PART NUMBER. PARTS NOT LISTED ARE SUPPLIED BY OEM.

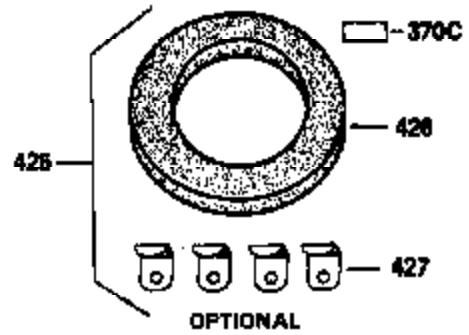
**OPTIONAL SPARK
ARRESTOR**



**VIEW 3 of 3
MUFFLER (QUIET)
(OPTIONAL)**



**DEBRIS SCREEN KIT
(OPTIONAL)**



Ref #	Part Number	Qty	Description
275C	35824		Muffler (Quiet) (Optional)
275	33280A		Muffler
277	650729		Screw, 5/16-18 x 3-3/16" (Use As Req.)
277	651002		Screw, 5/16-18 x 4-3/16" (Use As Req.)
277	30196		Screw, 5/16-18 x 3/4" (Use As Req.)
370C	34870		Decal, Instruction (Optional)
370D	34387		Decal, Instruction (Optional)
408	35570		Screen Seal (Optional)
409	35569		Spacer (Optional)
410	730573		Opt.Screen Kit(Incl.370D,408,409,411, 413)
411	35568		Debris Screen (Optional)
413	650907		Screw, 5/16-18 x 1-5/8" (Optional)
416	34479		Spark Arrestor Kit (Optional)
425	730572		Starter Muff Kit(Incl.370C,426,427)(O pt.)
426	34687		Starter Air Cleaner (Optional)
427	34869		Starter Air Cleaner Bracket (Optional)