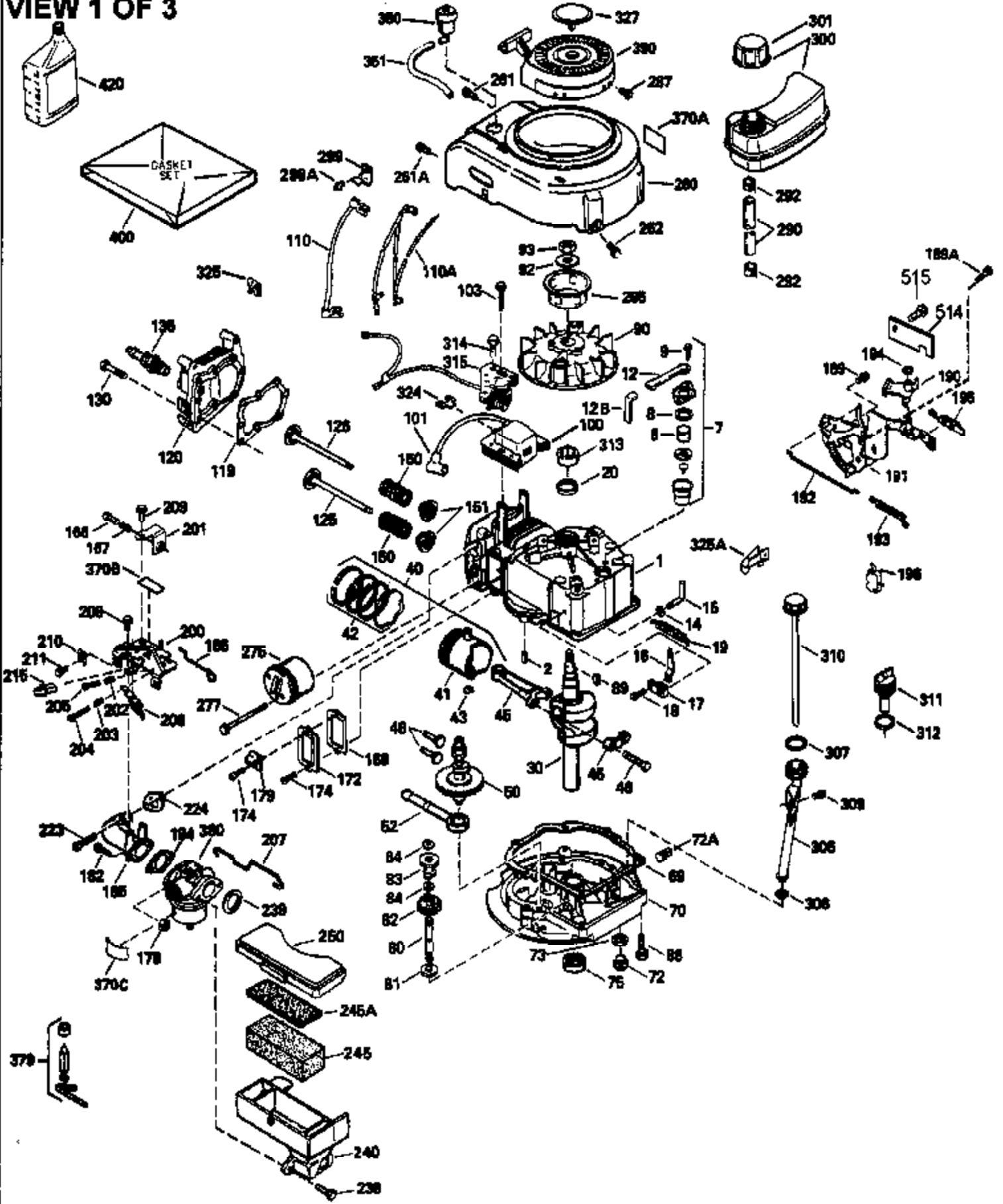


ILLUSTRATION SHOWS TYPICAL PARTS ONLY. ORDER BY PART NUMBER. PARTS NOT LISTED ARE SUPPLIED BY OEM.

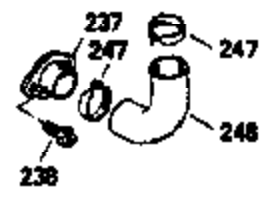
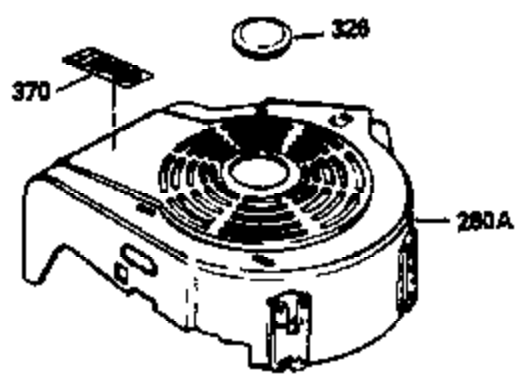
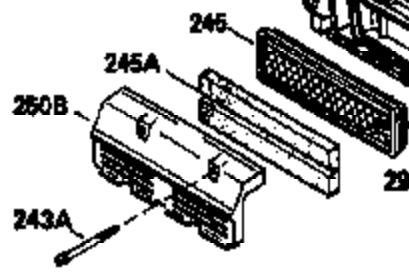
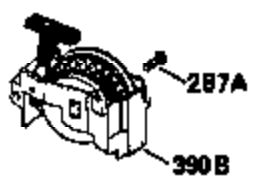
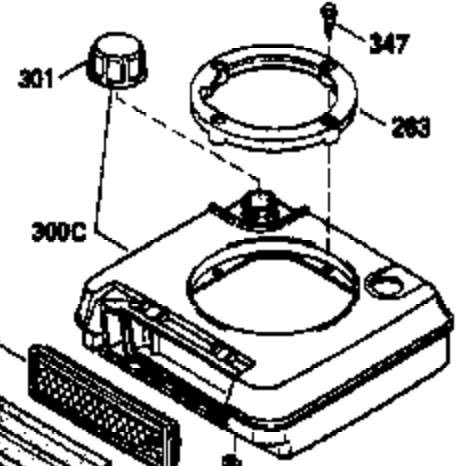
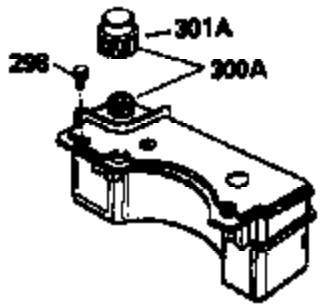
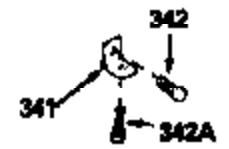
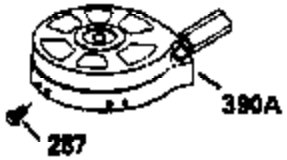
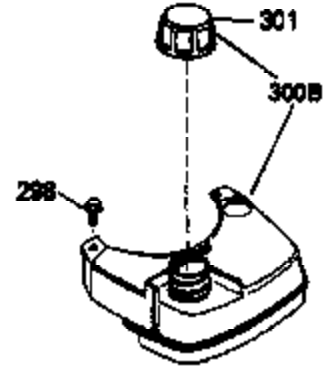
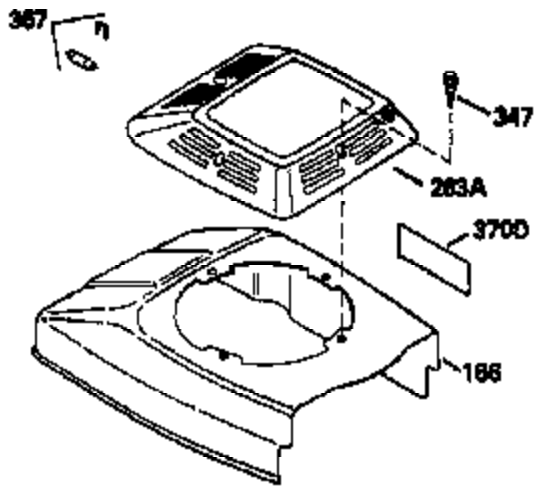
VIEW 1 OF 3



Ref #	Part Number	Qty	Description
	RPMHigh		2800 to 3100
	RPMLow		1800 to 2100
1	33968B	1	Cylinder (Incl. 2 & 20)
2	26727	2	Dowel Pin
6	33734	1	Breather Element
7	34214A	1	Breather Ass'y. (Incl. 6, 8 & 9)
8	33735	1	* Breather Gasket
9	30200	2	Screw, 10-24 x 9/16"
12	35496	1	Breather Tube
14	28277	1	Washer
15	31513	1	Governor Rod
16	31383A	1	Governor Lever
17	31335	1	Governor Lever Clamp
18	650548	1	Screw, 8-32 x 5/16"
19	35998	1	Extension Spring
20	32600	1	Oil Seal
30	34490B	1	Crankshaft
40	34535	1	Piston, Pin & Ring Set (Std.)
40	34536	1	Piston, Pin & Ring Set (.010" OS)
40	34537	1	Piston, Pin & Ring Set (.020" OS)
41	33562B	1	Piston & Pin Ass'y. (Std.) (Incl. 43)
41	33563B	1	Piston & Pin Ass'y. (.010" OS) (Incl. 43)
41	33564B	1	Piston & Pin Ass'y. (.020" OS) (Incl. 43)
42	33567	1	Ring Set (Std.)
42	33568	1	Ring Set (.010" OS)
42	33569	1	Ring Set (.020" OS)
43	20381	2	Piston Pin Retaining Ring
45	32875	1	Connecting Rod Ass'y. (Incl. 46)
46	32610A	2	Connecting Rod Bolt
48	27241	2	Valve Lifter
50	33533	1	Camshaft (MCR)
52	29914	1	Oil Pump Ass'y.
69	35261	1	* Mounting Flange Gasket
70	33535B	1	Mounting Flange (Incl. 58,72,75 & 80)
72	36083	1	Oil Drain Plug
75	26208	1	Oil Seal
80	30574	1	Governor Shaft
81	30590A	1	Washer
82	30591	1	Governor Gear Ass'y. (Incl. 81)
83	30588A	1	Governor Spool
84	29193	2	Retaining Ring
86	650488	5	Screw, 1/4-20 x 1-1/4"
89	611004	1	Flywheel Key
90	611112	1	Flywheel
92	650815	1	Belleville Washer
93	650816	1	Flywheel Nut
100	34443A	1	Solid State Ignition
101	610118	1	Spark Plug Cover
103	650814	2	Screw, Torx T-15, 10-24 x 1"
110	34961	1	Ground Wire
119	33554A	1	* Cylinder Head Gasket
120	34342	1	Cylinder Head
125	29315C	1	Exhaust Valve (1/32" OS) (Incl. 151)
125	29313C	1	Exhaust Valve (Std.) (Incl. 151)
126	29314B	1	Intake Valve (Std.) (Incl. 151)
126	29315C	1	Intake Valve (1/32" OS) (Incl. 151)
130	6021A	8	Screw, 5/16-18 x 1-1/2"
135	35395	1	Resistor Spark Plug (RJ19LM)

Ref #	Part Number	Qty	Description
150	35991	2	Valve Spring
151	31673	2	Valve Spring Cap
169	27234A	1	* Valve Cover Gasket
172	32755	1	Valve Cover
174	650128	2	Screw, 10-24 x 1/2"
178	29752	2	Nut & Lock Washer, 1/4-28
182	6201	2	Screw, 1/4-28 x 7/8"
184	26756	1	* Carburetor To Intake Pipe Gasket
185	31384A	1	Intake Pipe (Incl. 224)
186	36201	1	Governor Link
189	650839	2	Screw, 1/4-20 x 3/8"
190	35831	1	Brake Lever
191	35039B	1	S.E. Brake Bracket (Incl. 195)
192	34966	1	Brake Control Link
193	34965	1	Brake Spring
194	32309	1	Retaining Ring
195	610973	1	Terminal
200	35999	1	Control Bracket
207	36200	1	Throttle Link
209	30200	2	Screw, 10-24 x 9/16"
223	650451	2	Screw, 1/4-20 x 1"
224	34690A	1	* Intake Pipe Gasket
245	35500	1	Air Cleaner Filter
260	35497	1	Blower Housing
261	30200	2	Screw, 10-24 x 9/16"
262	650831	2	Screw, 1/4-20 x 1/2"
275	34613	1	Muffler
277	650795	2	Screw, 1/4-20 x 2-1/4"
285	35000	1	Starter Cup
287	650884	2	Screw, 8-32 x 1/2"
290	30705	1	Fuel Line
292	26460	2	Fuel Line Clamp
299	650900	2	"U" Type Nut, 10-32
300	35501A	1	Shroud & Tank Ass'y. (Incl. 301)
301	35355	1	Fuel Cap
305	35498	1	Oil Fill Tube
306	34265	1	* "O" Ring
307	35499	1	"O" Ring
309	650562	1	Screw, 10-32 x 1/2"
310	35507	1	Dipstick
313	34080	1	Spacer
327	35392	1	Starter Plug
370A	34144	1	Primer Decal
370	34346	1	Instruction Decal
380	632611	1	Carburetor (Incl. 184)
390	590686	1	Rewind Starter
400	35997	1	* Gasket Set (Incl. items marked PK in notes) Incl. part #'s 26756 (1), 27234A (1), 33554A (1), 33735 (1), 34265 (1), 34338 (1), 34690A (1), 35261 (1)
420	730225	1	SAE 30 4-Cycle Engine Oil (Quart)

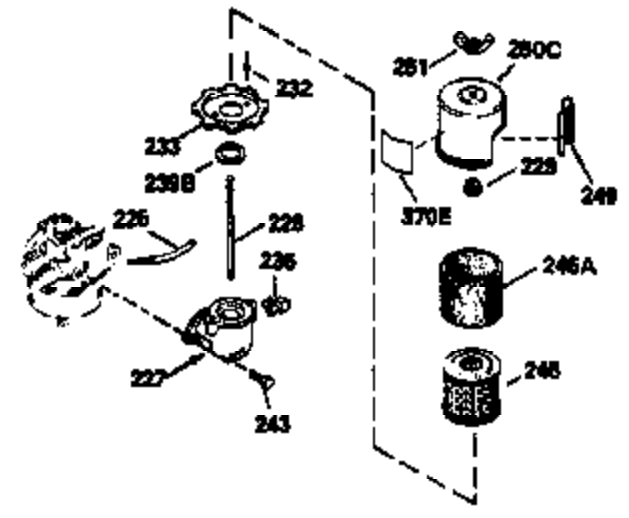
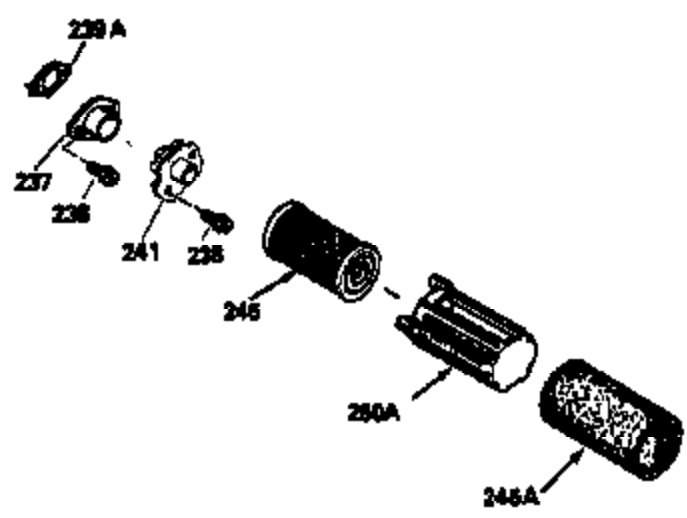
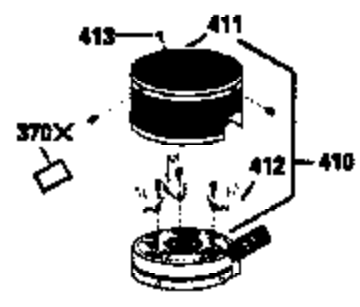
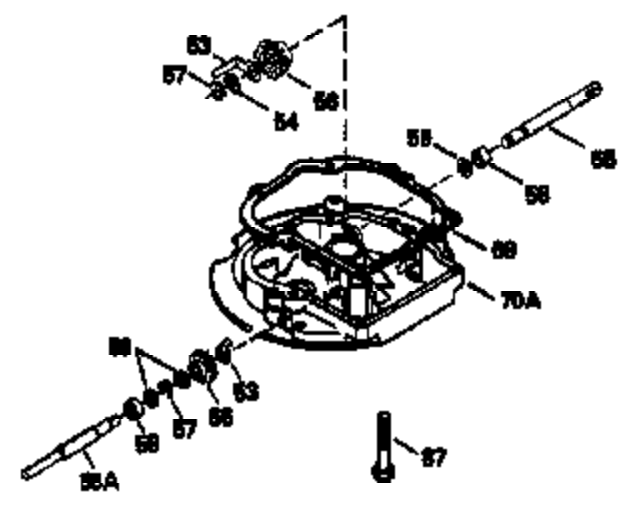
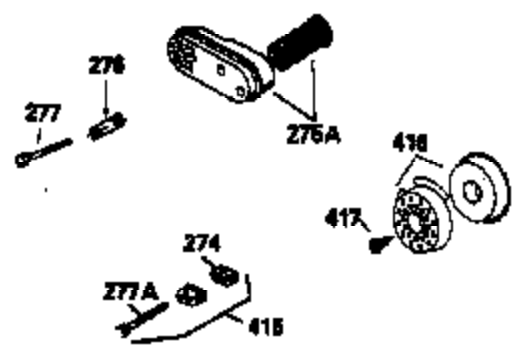
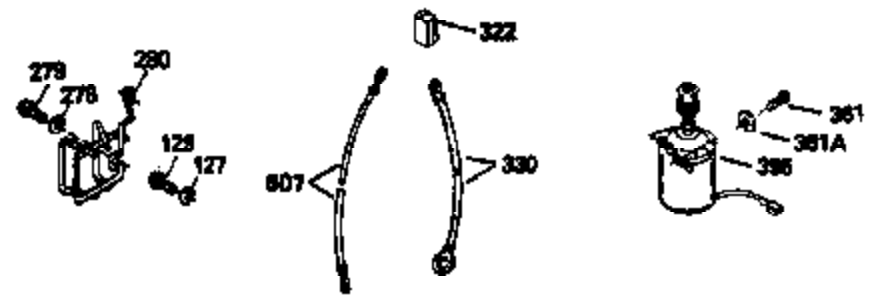
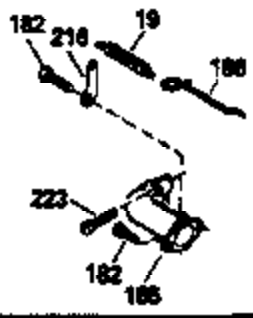
ILLUSTRATION SHOWS TYPICAL PARTS ONLY. ORDER BY PART NUMBER. PARTS NOT LISTED ARE SUPPLIED BY OEM.
VIEW 2 OF 3



Ref #	Part Number	Qty	Description
	RPMHigh		2800 to 3100
	RPMLow		1800 to 2100
92	650815	1	Belleville Washer
191	35039B	1	S.E. Brake Bracket (Incl. 195)
245	35500	1	Air Cleaner Filter
247	35505	2	Air Cleaner Tube Clamp
248	35504	1	Air Cleaner Tube
263	35502	1	Trim Ring
287	650884	2	Screw, 8-32 x 1/2"
299	650900	2	"U" Type Nut, 10-32
301	35355	1	Fuel Cap
347	650898	4	Screw, 10-32 x 27/32"
370A	34144	1	Primer Decal
370	34346	1	Instruction Decal
390	590686	1	Rewind Starter

ILLUSTRATION SHOWS TYPICAL PARTS ONLY. ORDER BY PART NUMBER. PARTS NOT LISTED ARE SUPPLIED BY OEM.

VIEW 3 OF 3



Ref #	Part Number	Qty	Description
	RPMHigh		2800 to 3100
	RPMLow		1800 to 2100
19	35998	1	Extension Spring
53	31745	1	Tang Washer
55	34647	1	PTO Shaft
56	33401	1	Right Hand Worm Gear
57	33537	1	Retaining Ring
58	31744	1	Oil Seal
59	31747	1	Washer
69	35261	1	* Mounting Flange Gasket
87	650492	1	Screw, 1/4-20 x 2-1/4"
92	650815	1	Belleville Washer
182	6201	2	Screw, 1/4-28 x 7/8"
185	31384A	1	Intake Pipe (Incl. 224)
186	36201	1	Governor Link
191	35039B	1	S.E. Brake Bracket (Incl. 195)
223	650451	2	Screw, 1/4-20 x 1"
243	650899	2	Screw, 10-32 x 2-3/32"
245	35500	1	Air Cleaner Filter
250	35503	1	Air Cleaner Cover
276	33753	1	Locking Plate
277	650795	2	Screw, 1/4-20 x 2-1/4"
370A	34144	1	Primer Decal