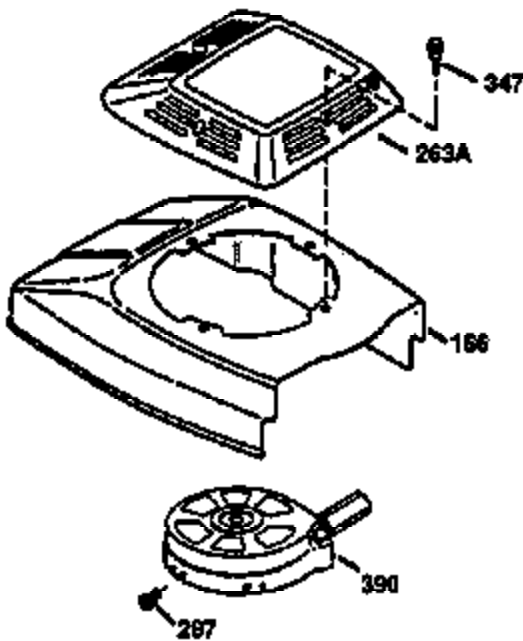
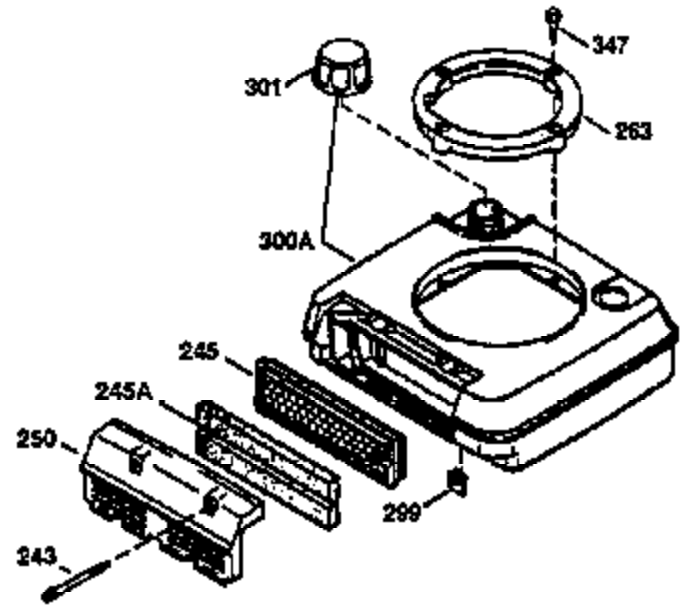
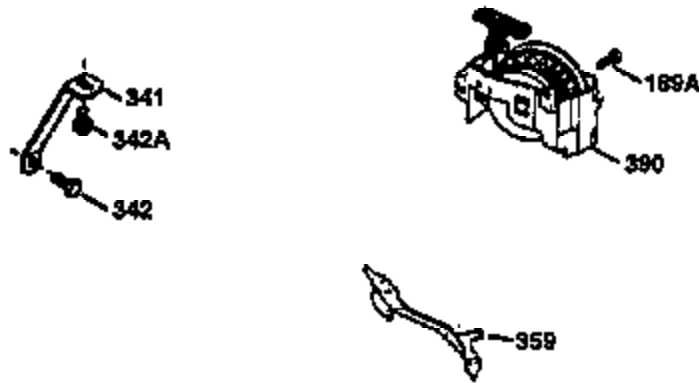
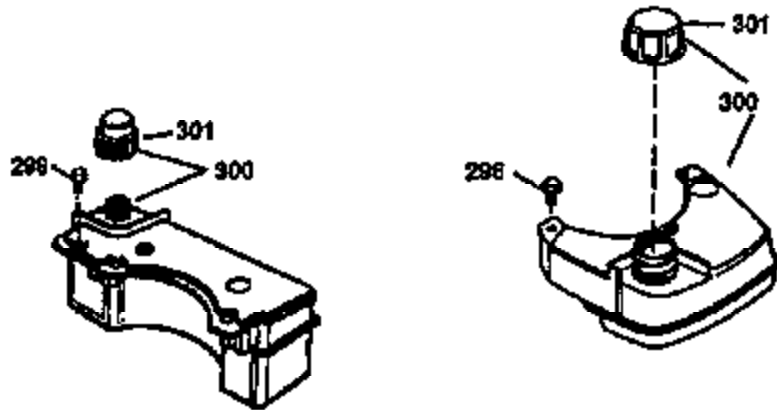




Ref #	Part Number	Qty	Description
1	36470A	1	Cylinder (Incl. 2,7,20 & 125)
2	26727	2	Dowel Pin
6	33734	1	Breather Element
7	36557	1	Breather Body Ass'y. (Incl. 6 & 12)
12	36558	1	Breather Cover & Tube
14	28277	1	Washer
15	31513	1	Governor Rod (Incl. 14)
16	31383A	1	Governor Lever
17	31335	1	Governor Lever Clamp
18	650548	1	Screw, 8-32 x 5/16"
19	35998	1	Extension Spring
20	32600	1	Oil Seal
30	34769A	1	Crankshaft
40	34514	1	Piston, Pin & Ring Set (Std.)
40	34515	1	Piston, Pin & Ring Set (.010" OS)
40	34516	1	Piston, Pin & Ring Set (.020" OS)
41	32538B	1	Piston & Pin Ass'y. (Std.) (Incl. 43)
41	32548B	1	Piston & Pin Ass'y. (.010" OS) (Incl. 43)
41	32549B	1	Piston & Pin Ass'y. (.020" OS) (Incl. 43)
42	28986	1	Ring Set (Std.)
42	28987	1	Ring Set (.010" OS)
42	28988	1	Ring Set (.020" OS)
43	20381	2	Piston Pin Retaining Ring
45	30963B	1	Connecting Rod Ass'y. (Incl. 46)
46	32610A	2	Connecting Rod Bolt
48	27241	2	Valve Lifter
50	33639	1	Camshaft (BCR)
52	29914	1	Oil Pump Ass'y.
69	35261	1	* Mounting Flange Gasket
70	33535C	1	Mounting Flange (Incl.58,72 thru 83)
72	36083	1	Oil Drain Plug
75	26208	1	Oil Seal
80	30574A	1	Governor Shaft
81	30590A	1	Washer
82	30591	1	Governor Gear Ass'y. (Incl. 81)
83	30588A	1	Governor Spool
86	650488	5	Screw, 1/4-20 x 1-1/4"
89	611004	1	Flywheel Key
90	611112	1	Flywheel
92	650815	1	Belleville Washer
93	650816	1	Flywheel Nut
100	34443A	1	Solid State Ignition
101	610118	1	Spark Plug Cover
103	650814	2	Screw, Torx T-15, 10-24 x 1"
110	34961	1	Ground Wire
119	36437	1	* Cylinder Head Gasket
120	36474	1	Cylinder Head
125	36471	1	Exhaust Valve (Std.) (Incl. 151)
125	36472	1	Exhaust Valve (1/32" OS) (Incl. 151)
126	29314B	1	Intake Valve (Std.) (Incl. 151)
126	29315C	1	Intake Valve (1/32" OS) (Incl. 151)
130	6021A	8	Screw, 5/16-18 x 1-1/2"
135	35395	1	Resistor Spark Plug (RJ19LM)
150	35991	2	Valve Spring
151	31673	2	Valve Spring Cap
169	27234A	1	* Valve Cover Gasket
172	32755	1	Valve Cover
174	30200	2	Screw, 10-24 x 9/16"

Ref #	Part Number	Qty	Description
178	29752	2	Nut & Lock Washer, 1/4-28
182	6201	2	Screw, 1/4-28 x 7/8"
184	26756	1	* Carburetor To Intake Pipe Gasket
185	31384A	1	Intake Pipe (Incl. 224)
186	36255	1	Governor Link
189	650839	2	Screw, 1/4-20 x 3/8"
191	36559	1	S.E. Brake Bracket (Incl. 195)
195	610973	1	Terminal
200	35999	1	Control Bracket
207	36200	1	Throttle Link
209	30200	2	Screw, 10-24 x 9/16"
223	650451	2	Screw, 1/4-20 x 1"
224	34690A	1	* Intake Pipe Gasket
238	650806	2	Screw, 10-32 x 5/8"
239	34338	1	* Air Cleaner Gasket
240	34858	1	Air Cleaner Body
245	34340	1	Air Cleaner Filter
250	34341B	1	Air Cleaner Cover
260	35484	1	Blower Housing
261	30200	2	Screw, 10-24 x 9/16"
262	650831	2	Screw, 1/4-20 x 1/2"
275	35708	1	Muffler (Incl. 277)
277	650795	2	Screw, 1/4-20 x 2-1/4"
285	35000A	1	Starter Cup
287	650926	2	Screw, 8-32 x 21/64"
290	30705	1	Fuel Line
292	26460	2	Fuel Line Clamp
300	34476A	1	Fuel Tank (Incl. 292 & 301)
301	33032	1	Fuel Cap
305	35577	1	Oil Fill Tube
306	34265	1	* "O"-Ring
307	35499	1	"O"-Ring
309	650562	1	Screw, 10-32 x 1/2"
310	35578	1	Dipstick
313	34080	1	Spacer
327	35392	1	Starter Plug
370A	36261	1	Lubrication Decal
380	632646	1	Carburetor (Incl. 184)
390	590694	1	Rewind Starter (NOTE: This engine could have been built with 590686 starter. Refer to the design of the air intake louvers for part identification. Individual starter parts do not interchange.)
400	36475	1	* Gasket Set (Incl. items marked PK i n notes) Incl. part #'s 26756 (1), 27234A (1), 33735 (1), 34265 (1), 34338 (1), 34690A (1), 35261 (1), 36437 (1)
420	730225	1	SAE 30 4-Cycle Engine Oil (1 Quart)

ILLUSTRATION SHOWS TYPICAL PARTS ONLY, ORDER BY PART NUMBER. PARTS NOT LISTED ARE SUPPLIED BY OEM.



Ref #	Part Number	Qty	Description
238	650806	2	Screw, 10-32 x 5/8"
239	34338	1	* Air Cleaner Gasket
245	34340	1	Air Cleaner Filter
250	34341B	1	Air Cleaner Cover
260	35484	1	Blower Housing
287	650926	2	Screw, 8-32 x 21/64"
298	28763	3	Screw, 10-32 x 35/64"
300	34476A	1	Fuel Tank (Incl. 292 & 301)
301	33032	1	Fuel Cap
390	590694	1	Rewind Starter (NOTE: This engine could have been built with 590686 starter. Refer to the design of the air intake louvers for part identification. Individual starter parts do not interchange.)

ILLUSTRATION SHOWS TYPICAL PARTS ONLY. ORDER BY PART NUMBER. PARTS NOT LISTED ARE SUPPLIED BY OEM.



Ref #	Part Number	Qty	Description
19	35998	1	Extension Spring
53	31745	1	Tang Washer
54	31747	1	Washer
55	35218A	1	P.T.O. Shaft
56	33401	1	R.H. Worm Gear
57	33537	1	Retainer Ring
58	31744	1	Oil Seal
69	35261	1	* Mounting Flange Gasket
70	33535C	1	Mounting Flange (Incl.58,72 thru 83)
87	650492	1	Screw, 1/4-20 x 2-1/4"
90	611112	1	Flywheel
182	6201	2	Screw, 1/4-28 x 7/8"
185	31384A	1	Intake Pipe (Incl. 224)
186	36255	1	Governor Link
200	35999	1	Control Bracket
209	30200	2	Screw, 10-24 x 9/16"
223	650451	2	Screw, 1/4-20 x 1"
238	650806	2	Screw, 10-32 x 5/8"
245	34340	1	Air Cleaner Filter
250	34341B	1	Air Cleaner Cover
275	35708	1	Muffler (Incl. 277)
277	650795	2	Screw, 1/4-20 x 2-1/4"